



# EMERGENCY GUIDELINE QUICK CHART



## GLOBAL CAMPUS - MT. PLEASANT



### FIRE

- Activate the nearest fire alarm.
- Immediately exit the building, closing doors between you and the fire.
- Meet at the Rally Point: **The grassy area located to the west of building.**
- When you are in a safe place, call 911 to contact CMU Police.
- Notify Police/Fire if you know of people trapped in the building.
- Remain outside until instructed otherwise by Police/Fire.

#### HOW TO USE A PORTABLE EXTINGUISHER

- Only use an extinguisher to attempt to extinguish a small fire and only if you have been trained.
- Do not attempt to extinguish a fire if it is between you and an exit.
- Remember the four basic steps to operating a fire extinguisher:
  - **P:** pull the pin.
  - **A:** aim at the base of the fire.
  - **S:** squeeze the trigger.
  - **S:** sweep from side to side at



### BUILDING EVACUATION PROCEDURES

- Pull the Fire Alarm.
- Take your personal belongings (if time permits).
- Do not use the elevators.
- Leave the building.
- Meet at the Rally Point located at: **The grassy area located to the west of building.**
- Wait at the Rally Point.
- Follow the directions of CMU Police or Mt. Pleasant Fire Department.



### HAZARDOUS MATERIALS RELEASE

Emergency Building Coordinators or building administrators will advise and assist you in the event of a hazardous materials emergency. If it becomes necessary to evacuate the building, you will be instructed which routes and exits from the building to use and where the safest Rally Point will be.

If the emergency requires you to stay in the building you may be instructed to:

- 1) Close and seal off all exterior doors and windows.
- 2) Shut off any room air sources like window air conditioners or fume hoods.
- 3) Remain in the building until advised of further action.
- 4) Be prepared to move to a safe area in the building or to eventually evacuate.



### SUSPICIOUS/VIOLENT PERSON

Use your best judgment when assessing the situation; determine whether it is something that can be resolved with intervention. **NEVER** put yourself into a situation that can become harmful to you.

If the situation is dangerous (weapons are visible or implied, individual's actions appear to be altered by drugs/alcohol, or individual is doing damage to property or assaulting another), immediately call the CMU Police (911) and inform them of the location and actions of the individual(s) creating the disturbance.

**Active Shooter Situation:**  
**GET OUT: QUICKLY ESCAPE** if you can.

**HIDE OUT:** If you can't leave--**LOCK DOORS, BARRICADE DOORWAYS, TURN OFF LIGHTS.**

**TAKE OUT:** If faced with the threat--**TAKE ANY NECESSARY STEPS TO PREVENT LOSS OF LIFE.**



### BOMB THREATS

- Record the date and time.
  - Record where the call came from (off campus/on campus).
  - Write down exactly what was said.
  - Note the gender and age of the caller.
  - Listen for any background noises, such as music, children, traffic, etc.
- Call 911 for CMU Police.



### WEATHER EMERGENCY

Emergency announcements may come through: classroom phones, Central Alert, county sirens (exterior only), NO-AA Weather Radios, and TV/ internet.

#### TORNADO WATCH

- Conditions are favorable for a tornado to develop.
- Be prepared to evacuate to a shelter area.

#### TORNADO WARNINGS

Issued by the National Weather Service when a tornado has been observed on radar or in person. **TAKE SHELTER** in the following areas:

- **Check the Floor Plan below.**





## FOR ANY EMERGENCY CALL 911

That includes: fire, explosions, leaks and spills of hazardous materials, bomb threats, suspicious letters or packages, civil disorder, life threatening injuries, life safety issues, a tornado sighting, or a crime in progress (which could include physical/verbal assault or theft).

Rally Point Location



Key:

-  Tornado Shelter
-  Potential Tornado Shelter
-  Exit
-  Fire Extinguisher



NORTH



Environmental Health & Safety

Central Michigan University  
Global Campus - North

Tornado Shelter & Emergency Equipment Locations

Scale: 1" = 50'

Date: 1/2014

Sheet: 1 of 1