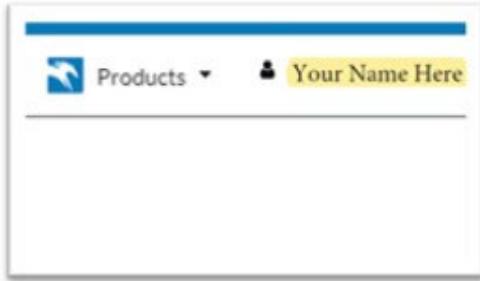
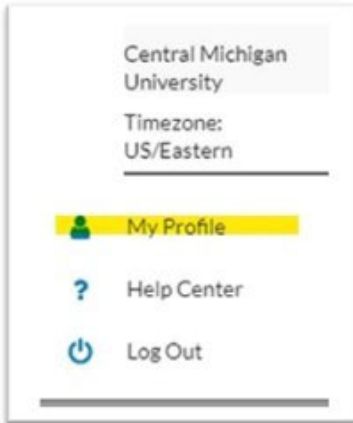


Directions for accessing Cayuse Outside Interests/COI Disclosures

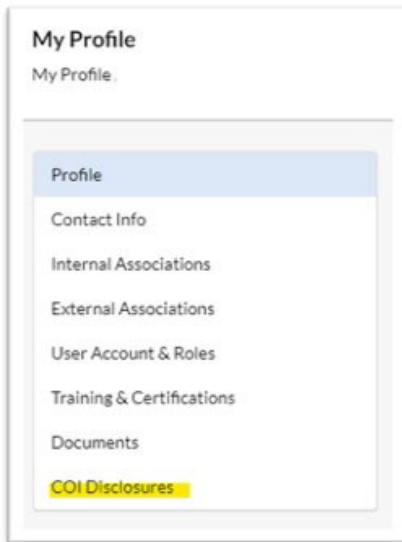
1. Log into Cayuse SP: <https://cmich.app.cayuse.com/>
2. Click your name in the upper right corner



3. Select My Profile (highlighted below)



4. Click "COI Disclosures" on the left side of the screen



5. Click the link under the "Disclosure Name" heading to complete the COI Disclosure associated with the recent submission that requires your attention

