

Aladdin Homecraft Market Place

1916



1st Edition

\$24⁵⁰ For this 5 Piece

William and Mary LIVING ROOM SUITE



William and Mary XVII Century

as Reproduced by the Aladdin Homecraft Designers

The combination of names of this period furniture as well as the combination of lines was derived from England and Holland. The type has distinctive points of both English and Dutch furniture popular at that period. The name was for—Mary, the Queen of England and her Dutch husband, William of Orange. The set is composed of five different pieces. These are shipped knocked down in corrugated cardboard cartons. All pieces are made of solid oak finished to conform to the period of their origination.

Arm Chair — Seat measures 18x20 inches; back 23 inches high. Upholstered in Drill, Imitation Leather, Imported Tapestry or Genuine Leather. Weight, 35 lbs.

Rocker — Seat measures 18x20 inches; back 23 inches high. Upholstered in Drill, Imitation Leather, Imported Tapestry or Genuine Leather. Weight, 35 lbs.

Straight Chair — Seat 16x16 inches; back 22 inches. Weight, 30 lbs. Upholstered in Drill, Imitation Leather, Imported Tapestry or Genuine Leather.

Settee — Seat 40x20 inches; back 23 inches high. Weight, 55 lbs. Upholstered in Drill, Imitation Leather, Imported Tapestry or Genuine Leather.

Table — Top 24x26 inches with drawer. Legs 1 1/2 inches square with 3/4 inch bell turnings.

Suite — Consists of one each, arm chair, rocker, straight chair, settee and table. Complete shipping weight, 150 lbs. Front chair posts and table legs are 1 1/2 inches, chair 3/4 inch bell turnings. Shipped knocked down from factory in Western Michigan.

Finish — Finished in Fumed Oak regularly, but can be furnished in Golden Oak and Early English at no extra cost.

| Article | No. | Drill | Imitation Leather | Imported Tapestry | Genuine Leather |
|----------------|----------------|--------------|-------------------|-------------------|-----------------|
| Arm Chair | 4A-1805 | \$4.20 | \$4.25 | \$5.25 | \$1.00 |
| Rocker | 4A-1802 | 4.65 | 5.20 | 5.75 | 6.50 |
| Straight Chair | 4A-1804 | 2.95 | 3.85 | 4.25 | 5.00 |
| Settee | 4A-1806 | 7.00 | 7.75 | 8.95 | 9.25 |
| Table | 4A-1808 | 6.75 | 6.75 | 6.75 | 6.75 |
| SUITE | 4A-1810 | 24.50 | 27.60 | 29.75 | 31.60 |



ALADDIN MARKET PLACE

DEDICATED
TO THE
AMERICAN HOME
FOUNDED ON
THE GOLDEN RULE
BUILT BY
SERVICE TO THE PUBLIC
AND MAINTAINED BY
SATISFIED
CUSTOMERS


NORTH AMERICAN CONSTRUCTION COMPANY
HOME BUILDERS AND
HOME FURNISHERS
TO THE NATION

EAY CITY

MICHIGAN

Copyright, 1916, by North American Construction Co., Bay City, Mich.

NOTE.—This copyright protects each and every part of this book. Use by any one without specific permission is expressly forbidden.



EVERYTHING for the HOME. ALADDIN MERCHANDISE — Sold by the Golden Rule.

1916 Merchandise Catalog—Copyrighted 1916.

W

E have worked incessantly to bring this catalog to a point where it will answer every need in the outfitting of your home. Only goods of known and tested quality, goods we are proud to put the name "Aladdin" on, and goods you will be proud to make a part of your home, have been selected.

The "Aladdin" Standard of Quality

The name of "Aladdin" has come to mean "High Standard of Quality" in every household that has come in contact with it. It carries confidence to the buyer. It means satisfaction with the goods. It makes real friends of customers.

Aladdin merchandise in every case shipped to you direct from the factory, and we guarantee

Satisfaction or Your Money Back

You may choose with a feeling of assurance that you will be pleased when you open the package. Satisfaction or your money back is the basis of every transaction. If you can think of any stronger safeguard to you than this, we will be glad to adopt it.

It is you who makes our business possible and knowing this, we want to serve you in the best way and *please you in every way.*

Our services are not confined to selling you goods. This great organization is made up of many bright men and women, real human people, who like to help other people, to give them the benefit of their experience and knowledge along their chosen profession.

We have people trained in contracting, building, carpentering, masonry, plumbing, heating, electric lighting, painting, decorating, gardening, horticulture, and in fact, almost every activity entering into the building and maintenance of a home.

Of course we have skilled engineers, civil and mechanical; experts in finance, banking, freights and the usual experienced men covering every branch of manufacturing and merchandising.

And every one of these men are glad to answer questions on matters which they are qualified to decide.

Their advice is of the best kind because it is given without payment and without prejudice.



A Word Regarding "HOMECRAFT" and "Aladdin Homecraft" Products



The name stands for arts and crafts in home decorations, and unlike most trademarks, the name was not made to fit the furniture, but each piece of furniture is made to live up to the name of our high furniture ideals. These three facts stand out prominently above all others.

No piece of furniture bearing this name is finished in imprint, that is, stenciled or painted to imitate Oak, Birds-eye Maple or Mahogany.


Nothing but Genuine Oak or Mahogany, as the case may be, is used in the exposed portions of "Homecraft" furniture.

No enlarged "stain" drawing pictures are used to make the furniture appear more massive than it really is. This is a very noteworthy fact, as nearly all furniture sold from catalogs today is shown in this way, while all "Homecraft" products are shown by pictures made from actual photographs of the merchandise.

Will you let us serve you?

NORTH AMERICAN CONSTRUCTION CO.

BAY CITY, MICH. O.E. Sovereign, Gen'l. Mgr.



Complete Plumbing Outfit \$132.00

This Outfit is Complete for
an Ordinary Home

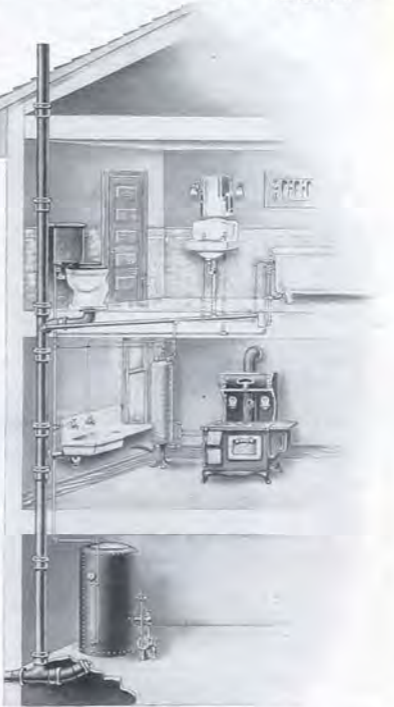
Consisting of our Crystal bathroom outfit, one No. 3A-37 Sink with all trimmings, as shown, one thirty gallon range boiler, one No. 3A-450 a 1 r pressure system and all pipe fittings as shown.

THE BATHROOM OUTFIT which we furnish is our Crystal described on page 77 of our catalog, and is complete with all nickel plated trimmings as shown, threaded for iron pipe connections. This is a high grade outfit and one which we feel sure will give absolute satisfaction in every case, as it has proven to be the most popular outfit which we have offered.

THE SINK furnished is our No. 3A-374 roll rim white enamel sink; length over all, 44 inches; size of sink, 20x26 in. The same being furnished with all nickel plated trimmings as shown, to the wall or to the floor. In ordering, kindly specify whether right hand or left hand drain board is required. Cut shows right hand drain board.

THE AIR PRESSURE SYSTEM furnished is our No. 3A-450, as described on page 84 of this catalog and consists of a tank 24 inches in diameter, by 6 ft. with a capacity of 145 gallons, with a pump suitable for pumping water from wells 20 to 25 ft. deep, and with all other fittings as shown. Should you have a deeper well, from which it will be necessary for you to take this water, it will be necessary for us to furnish a deep well outfit which will necessarily add to the price of this outfit.

THE RANGE BOILER is our number 3A-1122, thirty gallon standard range boiler, tested to a 200 pound pressure, and guaranteed to stand 85 pounds working pressure, complete with stand and couplings as shown.



Pipe Fittings.

In addition to the above, we furnish all roughing in material as shown. This includes soil pipe and soil pipe fittings, iron pipe for hot and cold water supply. In fact everything required to install this entire plumbing system with water works system in a building from ground line to the roof.

Blue Prints.

An extremely simple set of blue prints is furnished with each outfit with the aid of which any ordinary mechanic can install one of our plumbing outfits.

All fixtures are furnished threaded for iron pipe

to the wall. However, connections to the floor can be furnished at the same price. Every fitting is guaranteed to be exactly as described in the catalog. Soil pipe furnished is standard weight and the outfit is guaranteed to be absolutely sanitary in every way.

The kitchen range and water front are not furnished with this outfit at the prices quoted.

Order by catalog number and send a sketch of your home, giving full dimensions with your order, to enable us to draw a set of blue prints to meet your particular requirements.

3A-19—Complete outfit as

described..... **\$132.00**

MODERN PLUMBING MODERATE PRICES

We show on the following pages a complete line of the most popular sanitary plumbing material for houses and bungalows. We show and quote all of these fixtures complete with nickel plated supply pipes, fittings, etc. That is all trimmings to the floor, but we do not show the pipes and fittings either for water or waste pipes. We can, however, furnish all pipe and pipe fittings for water supply, as well as brass goods of all kinds and soil pipe, both standard and extra heavy. In addition to this, we send blue prints showing you exactly where each piece of pipe and each fitting is to go. With the aid of this, any man with ordinary mechanical ability can install his own plumbing system. All of our bath room fittings can be furnished with supply and waste pipes threaded for iron pipe, but if you expect to have a plumber install the system for you, we furnish them with connections for lead pipe.

REGARDING QUALITIES. All plumbing material shown in our catalog is "A" grade in every respect and guaranteed to be such. We give you the privilege of returning any item not

exactly as described by us, and will promptly refund full purchase price, together with any freight you may have paid, upon receipt of a Bill of Lading showing that you have returned such articles.

REGARDING FREIGHT CHARGES. Upon request, we will gladly name freight prepaid prices on any items which you may need. Although you actually save nothing in this way, it may be some satisfaction to you to know just what any article will cost laid down at your station.

If you desire plumbing material for any of our house designs, we will gladly name you a price on roughing in material to do the job, and we will send you suggestions for the placing of different fixtures to the best advantage. If you wish the fixtures for a house other than is shown by us, kindly send us a diagram of the home showing all openings and give measurements and we will be glad to quote you delivered price on enough material for roughing in your bath room fixtures.

STEEL ENAMELED

Outside
Finished in
Sky Blue
Ornamented
with Bronze

Inside
Finished
with White
Enamel
Baked on
Oak Rim

ENAMELED STEEL BATH TUB



OUR PRICE

\$6.25

REGULAR
PRICE

\$10.00

We invite your special attention to our Enameled Steel Bath Tub, and the many distinctive features in which we claim its superiority. The shell is made of 21-gauge galvanized open hearth steel enameled by a process which is particularly our own.

The rims are three inches wide and made of full 1½-inch Superior Oak lumber, thoroughly seasoned and kiln dried. The joints being fitted together with Special Improved Hickory dowels. Therefore no unsightly glued joints, and we absolutely guarantee our rims against springing apart.

The overflow is constructed entirely of brass and resembles the overflow usually found on heavy, cast iron, porcelain lined tubs, in that it has a slip joint nut for attaching the waste to the overflow. Thus doing away with a soldered joint. All parts are heavily nicked and highly polished.

Finished in White Enamel on the inside. Nicely painted in sky blue on the outside, and the raised ornaments in the castings are tinted with bronze. This is a very desirable tub for summer cottages or a small home. The tubs are fitted for No. 4½ Fuller bath cock, but these are not furnished at the prices quoted below. Fitted for iron pipe connections.

| | |
|--|--------|
| 2A-100-4 ft. 6 in. long; weight, 88 pounds. Each | \$5.75 |
| 2A-102-5 ft. 0 in. long; weight, 90 pounds. Each | 6.25 |
| 2A-104-5 ft. 6 in. long; weight, 92 pounds. Each | 6.60 |
| 2A-106-6 ft. 0 in. long; weight, 93 pounds. Each | 7.10 |

We will furnish a No. 4½ Fuller Bath Cock for above tub for \$7.50 extra.

MODERN BATHROOM FIXTURES
OUR "GENIE" GROUP **\$35.75**



**Showing a Bathroom Arranged With One of Our
 Three-Piece Genie Outfits**

For those who wish an outfit with a smaller tub and a less expensive lavatory, than is shown in our Crystal Outfit, we offer this, our "Genie" group. The component parts are the best that can be purchased. The porcelain enameled tub and lavatory being of what is known as "Five year Guarantee" ware, and the closet of the best vitreous china with an oak tank. We do not furnish the towel bar, sponge cup, medicine chest or other accessories with this outfit, but do furnish all faucets, supply pipes, etc., as shown. The outfit is shipped direct from the factory near Chicago. All pieces are well crafted and guaranteed to reach our customers in perfect condition.

THE TUB is 4½ feet long with a 3-in. roll rim, is made of the best grade of cast iron and is lined with genuine white porcelain enamel. It is equipped with a 4½ Fuller bath cock, a nickel plated connected waste and overflow and two nickel plated supply pipes. The tub is guaranteed to be "A" grade and perfect in every way. Complete with all fittings to the floor.

THE LAVATORY is 21 in. wide, 18 in. from front to back, has a back 8 in. high and a roll rim. It is made of the very best cast iron, coated with pure White Porcelain Enamel. The trimmings are two low-down lavatory faucets, two nickel plated supply pipes and one nickel plated

trap. These supply pipes and trap are all furnished to the wall or to the floor. Guaranteed for five years.

THE CLOSET is of the Syphon wash-down type. Equipped with a highly polished tank, finished in Oak or Mahogany and lined with copper, with a push lever flush valve, and has a rubber ball valve. The bowl is of vitreous porcelain ware. The closet is complete with nickel plated supply pipe and a nickel plated elbow. In fact, all fittings to the floor.

In order that you may have a better description of this outfit, we call your attention to the fact that the outfit consists of Tub No. 3A-100, Lavatory No. 3A-265 and Closet No. 3A-200, all of these being described on the following pages of our catalog.

OUR GUARANTEE. This outfit is guaranteed to be exactly as described above, and to reach you in a perfect condition, and if otherwise, we will, upon receipt of expense bill, showing that it was damaged when it reached you, ship other pieces to replace or refund full purchase price.

No. 3A-301—
 Our "Genie" Bathroom Outfit, as described, weight 350 pounds **\$35.75**

MODERN BATHROOM OUTFITS

OUR "CRYSTAL" OUTFIT for \$37.50



This Shows a Bathroom Arranged With One of Our Three-Piece Crystal Bathroom Outfits

THE OUTFIT. A five-foot porcelain lined cast iron bath tub, porcelain lined lavatory with five-inch apron and a Syphon wash down closet combination, constitutes this outfit. Each piece being fitted with nickel plated trimmings to the floor, and every article is guaranteed to be "A" Grade and perfect in every respect.

THE TUB is 5 ft. cast iron, made on roomy, graceful lines with a 3-in. roll rim. It is white porcelain enamel lined. Is fitted with a nickel plated connected waste and overflow, No. 4½ Fuller Bath Cocks for hot and cold water and a pair of nickel plated supply pipes, in fact, all fittings to the floor. The tub is guaranteed to be "A" Grade, and all fittings are heavily nickel plated and highly polished.

THE LAVATORY is 18x21 in., cast iron, white porcelain enamel lined. Has an 8-in. back with double-wave top and a 5-in. apron. The bowl proper is "D" pattern, 10x14 in. The fittings are all heavily nickel plated and are the very best obtainable. They consist of two brass nickel plated compression basin cocks, with china taps, one marked "hot" and the other marked "cold," one nickel plated trap with waste to the wall and two brass nickel plated supply pipes to the wall, a very attractive appearing lavatory.

THE CLOSET has a highly polished oak tank and seat, tank being fitted with push lever flush valve and has a rubber ball valve. The bowl is vitreous porcelain ware of the Syphon action wash down style. All trimmings, including nickel plated supply pipes and nickel plated elbow and

screws, are furnished. The outfit, in all, is one which would sell regularly at about \$65. We furnish everything complete to the floor as described. If you wish pipe, fittings, etc., with which to install this, send us a diagram of your house, giving all measurements, and we will be pleased to quote you.

It would be impossible for us to get a photograph of a bath room in which the arrangement would be just right to show each fixture in this outfit in such a way as to convey to you how really good an outfit we are offering.

For your information, we call your attention to the fact that this outfit consists of our **Tub No. 2A-162**, with fittings as described on the following pages, **Closet No. 2A-200** finished in either Golden Oak or Mahogany. Golden Oak is always sent, unless otherwise specified, **Lavatory No. 2A-262**.


You will find all of this material described on the following pages of this catalog, and with this information at hand, you will readily understand how really good an outfit we are offering at this low price.

We consider that in this outfit, which is true "Aladdin" Quality, that we are offering you more for your money than it would be possible for you to get elsewhere.

No. 2A-200—Our Crystal Bath Room Outfit, as described; weight about 475 pounds **\$37.50**

Above outfit with all connections threaded for iron pipe, \$1.00 additional.

MODERN BATHROOM FIXTURES OUR "HOMECRAFT" GROUP \$46.50



Showing a Bathroom Arranged with Our "Homecraft" Bathroom Outfit

For many reasons this is the most desirable outfit that we show. It is not expensive when compared with ordinary prices. It is not too massive for a small bathroom and is amply large enough for any large bath room. We furnish with the outfit the tub, with all trimmings to the floor, the lavatory with all trimmings to the floor or to the wall, and the closet with all trimmings to the floor.

The other trimmings, as shown, are not furnished with the outfit, but are photographed in the cut to show a good bath room arrangement. The enameled ware (Tub and Lavatory), furnished in this outfit, are "Five year guaranteed" sanitary ware. The closet is the best of its type that can be purchased.

THE TUB is 5 ft. long with a 2 in. roll rim, coated on the inside and over the rim with pure white porcelain enamel. The trimmings consist of a 4½" Fuller bath each for hot and cold water, a nickel plated connected waste and overflow and two nickel plated supply pipes. The tub is guaranteed to be strictly "A" grade material throughout, and is guaranteed to reach you in perfect condition.

THE LAVATORY is 24 in. wide and 18 in. deep with a double wave front and top. Has a 4 inch apron and a "D" shaped bowl, 11x15 inches. The back is 10 in. high, made of the

best cast iron, coated with pure white porcelain enamel. The trimmings consist of two low down china indexed lavatory faucets, one marked "Hot," and the other marked "Cold." Two nickel plated supply pipes to the wall or to the floor and nickel plated trap to the wall or to the floor. All bright parts heavily nicked and highly polished.

THE CLOSET is a vitreous china combination, the tank being solid vitreous china with a double wave front and china push lever. The bowl is of the Syphon wash down type. The seat and cover being finished in either Golden Oak or Mahogany, as desired by our customers. Each outfit furnished with nickel plated elbow. Safe arrival guaranteed.

THE OUTFIT is more clearly described on other pages. Each individual piece being described under the following numbers, Tub No. 3A-162, Lavatory No. 3A-256, and Closet No. 3A-304.

OUR GUARANTEE. This outfit is guaranteed to be exactly as described above, and to reach you in a perfect condition, and if otherwise, we will, upon receipt of expense bill, showing that it was damaged when it reached you, ship other pieces to replace or refund full purchase price.

No. 3A-262—"Homecraft" Bath Room Outfit as described **\$46.50**

MODERN BATHROOM OUTFITS

OUR "SOVEREIGN" GROUP \$77.00



Showing A Bathroom Equipped with One of Our Sovereign Bathroom Outfits

Each Article in This Outfit Is Guaranteed to Be of
Especially High Quality

THE OUTFIT. This outfit consists of a cast iron bath tub on a base, a pedestal lavatory and a Syphon Jet closet combination, all selected with greatest care and furnished complete with all fittings, and an outfit worthy of a place in the very best of homes.

THE TUB is five feet long, cast iron, white porcelain, enamel lined, standing on a solid cast iron base fastened to the floor, instead of legs, thus preventing dust and dirt collecting under the tub. The trimmings are all furnished and consist of a china indexed standing waste and overflow. Combination bath cocks and two nickel plated supply pipes all heavily nickeled and highly polished.

THE LAVATORY is white, a porcelain enamel pedestal lavatory, as shown on page 16, complete with all fittings as described. Waste and supply pipes to the wall or to the floor, a massive white enamel lavatory, worthy of a place in any home, no matter how large or beautiful.

THE CLOSET is equipped with a vitreous earthenware tank, which cannot leak or become separated, as there are no joints in it. The bowl is Syphon Jet action with a wooden seat, and cover finished in mahogany or oak. Equipped with all fittings. Brass nickel plated supply

pipes and elbows. The combination is in all, a massive appearing, beautifully designed outfit, guaranteed to give perfect satisfaction to any one who may purchase it. The prices quoted are for the outfit as described, complete with all nickel plated faucets, traps and supply pipes either to the wall or to the floor.

This outfit has been very popular and will continue to be so, as great care is taken to have every piece perfect in every detail. We can furnish "roughing in" material such as soil and supply pipe and fittings for our bath room outfits, and if you will send us a diagram of your house we will gladly quote you a price on material necessary to install a bath room outfit.

OUR GUARANTEE. We guarantee each piece of this outfit to be exactly as described by us in every way, and if found otherwise you may return to us and we will refund full purchase price, together with any freight which you may have paid.

No. 3A-302—Sovereign Bathroom Outfit, complete as described; weight 550 pounds **\$77.00**

Above Outfit with All Connections Threaded for Iron Pipe, \$1.50 Additional.

PORCELAIN ENAMELED BATH TUBS

3 INCH ROLL RIM CAST IRON

In our Porcelain Enameled Cast Iron Bath Tubs, we have carried out our principle of highest quality and best values. We offer here a 3 inch roll rim tub, which is worth fully twice what we ask for it, and would cost positively that if purchased in the regular way.

Each tub before manufacturing is inspected for flaws in the castings. Then after each coat of enamel, each tub is inspected again and we absolutely guarantee that every tub is strictly "A" grade and is free from flaws or chips in the enamel. This tub is glossy painted on the outside.

The dimensions of the tub are as follows: Height over all (not legs) 23 inches, depth inside 17 inches, Width over all 29 inches. Casted in a substantial manner which eliminates danger of breaking in transit.

Price for tub complete, with Nickel Plated trimmings to the floor

| | | |
|-----------|-------------------------------------|---------|
| 3A-150-4½ | ft. long, Weight 275 lbs., Price... | \$12.75 |
| 3A-152-5 | ft. long, Weight 309 lbs., Price... | 13.00 |
| 3A-154-5½ | ft. long, Weight 350 lbs., Price... | 15.16 |
| 3A-156-6 | ft. long, Weight 400 lbs., Price... | 17.50 |

All of our tubs are strictly "A" grade and guaranteed.

Price for tub only without fittings:

| | | |
|-----------|-------------------------------------|---------|
| 3A-150-4½ | ft. long, Weight 275 lbs., Price... | \$12.75 |
| 3A-152-5 | ft. long, Weight 309 lbs., Price... | 13.00 |
| 3A-154-5½ | ft. long, Weight 350 lbs., Price... | 15.16 |
| 3A-156-6 | ft. long, Weight 400 lbs., Price... | 17.50 |

Write for net delivered price.

WITH STANDING WASTE AND OVERFLOW

3 INCH ROLL RIM CAST IRON, FITTINGS AS SHOWN

The standing waste fittings as shown here do away entirely with the old rubber plug. The waste being controlled at the top of this standing fixture. The tub is heavy Cast Iron White Porcelain Enameled, and is equal to any tub you can buy for double what the price.

The fixtures are of a massive design, giving the tub a rich appearance. We cannot mention this tub too highly as we know that our persons buying one will be satisfied in every way. The tub is "A" grade, strictly guaranteed in every way. The enamel is pure white without a Chip or trace of any kind. The fixtures are of a heavy design, Nickel plated on copper. In all, it is a perfect tub and one of which anyone might be justly proud.

Price for tub only, without fixtures:

| | | |
|-----------|------------------------------------|---------|
| 3A-170-4½ | ft. Tub, Weight 285 lbs., Price... | \$12.75 |
| 3A-172-5 | ft. Tub, Weight 310 lbs., Price... | 16.10 |
| 3A-174-5½ | ft. Tub, Weight 365 lbs., Price... | 17.75 |
| 3A-176-6 | ft. Tub, Weight 415 lbs., Price... | 19.75 |

Price for tub complete with Nickel Plated trimmings to the floor:

| | | |
|-----------|------------------------------------|---------|
| 3A-170-4½ | ft. Tub, Weight 285 lbs., Price... | \$21.50 |
| 3A-172-5 | ft. Tub, Weight 310 lbs., Price... | 21.35 |
| 3A-174-5½ | ft. Tub, Weight 365 lbs., Price... | 23.00 |
| 3A-176-6 | ft. Tub, Weight 415 lbs., Price... | 25.00 |

WITH CAST IRON BASE AND STANDING WASTE AND OVERFLOW

3 INCH ROLL RIM CAST IRON, IRON BASE AND FITTINGS AS SHOWN

First Grade Enamel Bath Tub on Cast Iron Base. The tub has a full 3 inch Roll Rim. White Enamel lined and painted on the outside. We show the tub with a standing waste and overflow same as tub No. 3A-176. To empty the tub with this fixture, pull up the knob of the standing waste and the water will run out of the waste pipe. If so desired, we can furnish this tub with fixtures the same as those shown with tub No. 3A-176, that is, with the Common connected waste and overflow in place of the standing waste and overflow. In either case, we furnish all full Nickel Plated fixtures to the floor.

For tub with standing waste and overflow as shown:

| | | |
|-----------|------------------------------------|---------|
| 3A-186-4½ | ft. Tub, Weight 300 lbs., Price... | \$24.50 |
| 3A-188-5 | ft. Tub, Weight 350 lbs., Price... | 25.00 |
| 3A-190-5½ | ft. Tub, Weight 400 lbs., Price... | 27.75 |
| 3A-192-6 | ft. Tub, Weight 450 lbs., Price... | 30.50 |

For tub with connected waste and overflow, other fittings same as ext.

| | | |
|-----------|------------------------------------|---------|
| 3A-194-4½ | ft. Tub, Weight 300 lbs., Price... | \$20.50 |
| 3A-196-5 | ft. Tub, Weight 350 lbs., Price... | 21.00 |
| 3A-198-5½ | ft. Tub, Weight 400 lbs., Price... | 23.75 |
| 3A-199-6 | ft. Tub, Weight 450 lbs., Price... | 26.75 |

WE CAN FURNISH ANY TUB SHOWN ON THIS PAGE WITH ALL CONNECTIONS THREADED FOR IRON PIPE FOR 50 CENTS ADDITIONAL.

WHITE PORCELAIN ENAMELED LAVATORIES



THE "IDEAL"

Porcelain Enamelled One-Piece Corner Lavatory

Furnished complete with trimmings, as shown, or without trimmings, as you may desire. The lavatory is cast in one

piece, is strictly "A" grade without chips or flaws. It is 20x20 inches over all. The back is 8 inches high. The bowl, 10x14 inches. The trimmings consist of two low down compression faucets. Two supply pipes and one Anti-Siphon trap. All heavily nickel plated and highly polished. Weight, 50 pounds.

3A-250—Lavatory, less trimmings..... **\$9.25**

3A-252—Lavatory, with trimmings..... **\$14.25**

THE "AETNA"

Porcelain Enamelled One-Piece Square Apron Lavatory

Furnished complete with trimmings as shown, or without trimmings. It has a "D" pattern bowl, 11x15 in. It is supported on concealed



wall brackets. The main part of the lavatory is 24 in. wide and 18 in. deep. The back is 10 in. high. The trimmings consist of low down compression faucets, air chamber, supply pipes and an Anti-Siphon trap, with concealed vent in the wall. All heavily nickel plated and highly polished. Weight, 60 lbs.

3A-254—Lavatory, less Trimmings... **\$7.50**

3A-256—Lavatory, with Trimmings... **\$12.75**

THE "OLYMPIC" LAVATORY

In this we show one of the most attractive lavatories ever offered. The main top or slab is 20x21 inches. The bowl 12x15 inches. The pedestal is heavy and fluted, the base large. It has a massive appearance. Is heavily enameled, and no illustration can do this lavatory justice, as it must be seen to be fully appreciated. It is artistic in design, graceful in appearance and guaranteed to please.

Furnished complete with all fittings above the floor. One pair



of No. 9 Compression faucets with China Index top marked "Hot and Cold." A nickel plated, model waste with china index. This waste is operated the same way as a standing waste in a bath tub. A pair of nickel plated offset air chambered supply pipes and an Anti-Siphon trap. These fittings can be furnished to go to the floor or to the wall. Kindly state which when ordering.

3A-258—Complete, as Illustrated **\$24.80**

THE "MARVEL"



is 8 inches high. Finished in pure white enamel and with or without trimmings. The trimmings consist of Low down China Index Compression faucets marked "Hot and Cold," nickel plated supply pipes and an Anti-Siphon trap. Weight, 70 pounds.

3A-260—Lavatory, less trimmings **\$5.00**

3A-262—Lavatory, with trimmings **\$9.85**

THE "MERIT"



Porcelain Enamelled one-piece half circle lavatory. Is 15 x21 in. over-all. Has a "D" pattern bowl, 10x14 in. and a back 8 inches high. Finished in pure white enamel, and furnished either with or without trimmings. Trimmings consist of No. 6 low down faucets, supply pipes and a 1/4-in. "P" trap with vent in wall. All heavily nickel plated and highly polished. This is our low priced lavatory. Finish and trimmings, same as on our high priced lavatories. Weight, 60 pounds.

3A-264—Lavatory, less trimmings, **\$4.25**

3A-265—Lavatory, with trimmings..... **\$8.10**

We can furnish any of these Lavatories threaded for iron pipe for 25 cents additional.

WHITE PORCELAIN ENAMELED LAVATORIES



THE "ORIOLE" ONE PIECE PORCELAIN ENAMELED LAVATORY

An inexpensive and most porcelain enameled Lavatory, furnished with or without trimmings, as desired. Guaranteed "A" grade and perfect in every way. It is 14 1/2 in. over all. The bowl is "D" pattern, 10x14 in., the back 6 in. high. Bell rim as shown. Flared with two No. 9 low down compression fittings and a 1 1/2 in. trap. Fittings in wall or to floor as desired.

No. 3A-251—Lavatory less trimmings \$3.55
No. 3A-253—Lavatory with trimmings 7.25



THE "MAJESTIC" ONE PIECE PORCELAIN ENAMELED LAVATORY

Porcelain enameled one piece porcelain lavatory, furnished with or without trimmings as desired, with a "D" pattern bowl guaranteed "A"

grade. The dimensions are 18x24 in. over all. Bowl, 12x15 in. Height of back, 12 in., 4 in. apron as shown. Fittings consist of two No. 9 Compression China Index Faucets, one marked Hot, the other Cold, a 1 1/2 in. trap and two nickel plated supply pipes.

No. 3A-255—Lavatory less trimmings \$9.85
No. 3A-257—Lavatory with trimmings 15.00

\$6.10 "CLIFTON" CORNER LAVATORY



An attractive design, rich in appearance and very convenient for small bath rooms. Made in one piece. Length on each side is 20 in. The back is 8 in. high. The bowl 15x15 in. The apron 4 in. deep. The bowl is "D" shape. This lavatory is sold without trimmings or complete with trim as shown.

THE TRIMMING consist of two nickel plated compression faucets with China Index top, one marked Hot, the other marked Cold, two offset air chambered supply pipes and one nickel plated trap. These trimmings may be had to the wall or to the floor, but we always supply trimmings to wall, unless otherwise specified. Weight, 100 lbs.

No. 3B-1468—Lavatory less trimmings \$6.10
No. 3B-1462—Lavatory with trimmings 10.75
Trimmings threaded for iron pipe, 25 cents extra.

\$4.25 "LEADER" CORNER LAVATORY



An inexpensive white porcelain enameled lavatory 19 1/2 in. on the side, with 6 in. back, "D" pattern bowl, 14x15 in. Furnished either with trimmings as shown or without trimmings. When furnished without trimmings, we send the lavatory with sanitary soap tray, cast into the top, wash plug and roundings, rubber stopper, chain stay, nickel plated strainer and wall hanger.

THE TRIMMINGS consist of two low down compression China Index faucets, one marked Hot, the other marked Cold, two nickel plated supply pipes and one nickel plated trap.

We can furnish the trimmings in the wall or to the floor, but always furnish them to wall, unless otherwise specified. Weight, 80 lbs.

No. 3B-1464—Lavatory less trimmings \$4.25
No. 3B-1466—Lavatory with trimmings 7.75
Trimmings threaded for iron pipe, 25 cents extra.



\$7.45 "LA BELLE" MODEL WASTE LAVATORY

A one piece half circle full apron lavatory. White porcelain enamel lined, with nickel plated model waste. The lavatory is 18x21 in. Has an 8 in. back and a 4 in. apron. Can be supplied either with trimmings as shown or without trimmings.

When furnished without trimmings, we send the lavatory, nickel plated model waste, and wall hanger.

THE TRIMMING consists of two nickel plated china index faucets, one marked Hot, the other marked Cold, two offset air chambered supply pipes and one trap. These trimmings unless otherwise specified are furnished to the wall, but can be furnished to the floor at an extra charge. Weight, 80 lbs.

No. 3B-1465—Lavatory less trimmings \$7.45
No. 3B-1410—Lavatory with trimmings 12.45
Trimmings threaded for iron pipe, 25 cents extra.



\$5.40 "METEOR" LAVATORY

Our Meteor lavatory is very similar in every way to the "La Belle" shown on the opposite side of this page. The slab is 18x21 in., that is, the back is 21 in. wide and the lavatory extends 18 in. from the wall. Has 8 in. back, 10x14 in. bowl, with or without trimmings.

THE TRIMMINGS consist of the following: Two low down china index compression faucets, one marked Hot, the other marked Cold, two supply pipes and one trap.

Trimmings can be furnished to the wall or to the floor, but are always furnished to the wall, unless otherwise specified. Weight, 80 lbs.

No. 3B-1412—Lavatory less trimmings \$5.40
No. 3B-1414—Lavatory with trimmings 9.95
Trimmings threaded for iron pipe, 25 cents extra.

ALADDIN PORCELAIN ENAMELED LAVATORIES ON PEDESTALS AND WITH LEGS

OUR "MONITOR" LAVATORY \$16⁴⁰=

WITH NICKEL PLATED TRIMMINGS



This Lavatory has a top 18x21 in., the width being 21 in. The extension from wall is 18 in. The back is 8 in. high. The apron 5 in. wide. The bowl is "D" shaped and 10x14 in. Supported on wall brackets and on a porcelain enameled leg. The general appearance of this lavatory is very similar in every way to a solid porcelain lavatory, very rich in design. Furnished with or without trimmings.

THE TRIMMINGS consist of 2 low down china indexed compression faucets, one marked "Hot," the other marked "Cold." Two plain nickel plated supply pipes and one 1 1/2 in. plain trap. Trimmings are always furnished to wall unless otherwise specified, but can be furnished to the floor at same price.

No. 3B-3101—Lavatory, without trimmings...\$14.95

No. 3B-3102—Lavatory, with trimmings... 16.40

OUR "MERRIMACK" LAVATORY \$17⁸⁰=

WITH NICKEL PLATED TRIMMINGS



A corner lavatory on porcelain enameled leg. The top is 20 in. on each side, has a back 8 in. high and a 5 in. apron. The bowl is "D" shaped and is 11x15 in.

All supported on wall hangers and a porcelain enameled leg as shown. The appearance is like an expensive solid porcelain lavatory. Furnished with or without trimmings.

THE TRIMMINGS consist of two nickel plated china indexed compression faucets, one marked "Hot," the other marked "Cold." Two air chambered supply pipes, nickel plated, and one trap. Trimmings are always furnished to wall unless otherwise specified, but can be furnished to the floor at no extra charge.

No. 3B-3103—Lavatory, without trimmings...\$13.25

No. 3B-3105—Lavatory, with trimmings... 17.80

\$18¹⁰= OUR "ARIZONA" LAVATORY

COMPLETE AS SHOWN

A large plain Lavatory on porcelain enameled leg. The top or slab is 18x21 in. The back 10 in. high. The apron 5 in. wide. The bowl is "D" shaped, 11x15 in. All supported on wall brackets and a porcelain enameled leg. A beautifully designed and well proportioned lavatory, in appearance very similar to a solid porcelain lavatory. Furnished with or without trimmings.

THE TRIMMINGS consist of two nickel plated compression china indexed faucets, one marked "Hot," the other marked "Cold," two offset air chamber supply pipes, and one trap. The trimmings are always furnished to wall, unless otherwise specified, but can be furnished to the floor at no extra charge.

No. 3B-3107—Lavatory, without trimmings...\$13.65

No. 3B-3109—Lavatory, with trimmings... 18.10



\$20²⁵= OUR "MICHIGAN" LAVATORY

COMPLETE AS SHOWN

A flat top square pedestal lavatory rich in appearance. The top or slab is 20x24 in. with a 5 in. apron. The bowl is "D" shaped and is 11x15 in. Height of lavatory is 20 in. When furnished without trimmings, we send nickel plated model waste. Furnished either with or without trimmings.

THE TRIMMINGS consist of two china indexed fuller basin cocks, with china handles. The top of one cock is marked "Hot," the other marked "Cold." We also furnish nickel plated model waste, nickel plated trap and nickel plated supply pipes. Trimmings always furnished to wall unless otherwise specified, but can be furnished to floor at no extra charge.

No. 3B-3111—Lavatory, less trimmings...\$15.65

No. 3B-3113—Lavatory, with trimmings... 20.25



"WAYNE" CLOSET COMBINATION



MAHOGANY OR
OAK FINISH
\$11.70

A high grade closet combination which we offer at practically the ordinary price.

THE BOWL, a graceful design, white vitreous china bowl of the Sphynx wash down type, has a highly glazed surface and can easily be kept clean.

THE TANK is a highly finished square wood tank of the most approved type, full copper lined, and equipped with a

ball valve which is operated by a push button. The action is positive.

THE SEAT and cover are made of well seasoned hardwood finished highly finished, equipped with nickel plated offset hinges.

THE OUTFIT is complete with nickel plated supply pipes, nickel plated elbows and nickel plated closet valves. Can be furnished in Golden Oak or Mahogany, Roughs in, thirteen inches.

3A-201—Closet Combination, as described, with Sphynx wash down bowl. Shipping weight, 100 lbs. Each.....**\$11.70**

"WENONA" CLOSET COMBINATION



COMPLETE
AS SHOWN
\$12.50

This highly finished Closet Combination when sold in this regular way could not be bought for less than \$20.00.

THE TANK is made of quarter sawed Oak or Birch finished in Mahogany. It is double-capped and holds 1 gallon. Has a full copper lining. Fitted with a high ball cock and with a ball valve.

THE BOWL is high grade Vitreous china, highly polished and glazed. Is a Sphynx Action Wash Down Bowl.

THE SEAT is made of Oak or Birch. Finished the same as the tank. Fitted with cast brass offset hinges. Is guaranteed fully to be perfect in every way. Finished in Golden Oak or Mahogany. Weight, 100 pounds.

3A-200—Closet Combination as described, in either finish, with Sphynx Wash Down Bowl.....**\$12.50**
All closet combinations furnished with all nickel plate trimmings to the floor. Roughs in 13 inches.

"BAVARIA" CLOSET COMBINATION



DOUBLE WAVE
VITREOUS TANK

THIS \$35.00
CLOSET COM-
BINATION
COMPLETE
\$15.50

This is Our Leader and one of which we are truly proud. The cost of this Closet Combination, if purchased in the regular way, would be twice what we ask.

THE TANK is made of Vitreous china, and is guaranteed to be perfect in every way. It has a double wave front as shown in the cut. Fitted with a China push lever which operates with a slight turn, causing a positive flush.

THE BOWL has either a Sphynx Wash Down or a Sphynx Jet action, as per prices quoted below.

THE SEAT is finished in Golden Oak or Mahogany with nickel plated offset hinges. All fittings are heavy copper nickel plated. The tank being made in one piece is positive insurance against leaks. Shipping weight, 130 lbs.

3A-202—Bavaria Closet Combination with Sphynx Wash Down Bowl.....**\$15.50**

3A-201—Bavaria Closet Combination with Sphynx Jet Bowl.....**\$18.75**

as described.....
Roughs in 13 1/2 inches.

"ALADDIN" CLOSET COMBINATION



MAHOGANY
OR OAK
FINISH
\$24.00

Our highest grade vitreous china low down closet combination. A better closet combination you could not be bought, no matter what price you pay.

THE BOWL is made of clear vitreous china, the covering perfect. The finish is a clear glass and is of the Sphynx Jet action, assuring a perfect flush.

THE TANK is square vitreous china, finished in appearance. Holds 3 gallons of water and is equipped with an elevated ball cock and a reversible flush lever.

THE SEAT and cover are always furnished in mahogany finish unless otherwise specified. The fittings are all heavily nickel plated and highly polished.

We offer this combination with the full assurance that the most fastidious customer will be more than satisfied with same. Shipping weight, 140 pounds.

3A-203—Vitreous China closet combination as described above, with all nickel plated trimmings to floor, each.....**\$24.00**

WHITE PORCELAIN ENAMELED SINKS



White porcelain enamel, one piece roll rim corner sink. Roll rim is 2 1/2 in. deep, back 12 in. high.

Illustration shows the sink with Left Hand end piece. We can furnish it with Right Hand end piece, if

so desired. Kindly state which when ordering. The trimmings consist of two nickel plated Fuller bibbs, with flanges, and one 1 1/2 in. "F" trap. Complete ready to put up. Furnished with or without trimmings.

| | | | |
|------------------------|---------|---------|---------|
| Catalog No. | 3A-1430 | 3A-1432 | 3A-1434 |
| Size, in. | 20x24 | 20x30 | 20x36 |
| Weight, lbs. | 150 | 100 | 180 |
| Price, less trim. | \$8.75 | \$9.25 | \$10.50 |
| Price with trim. | 11.85 | 12.35 | 14.35 |



Porcelain enameled interchangeable Drain Board. Can be used either with roll or flat rim sinks. These boards are interchangeable, that is, they can be used on either end of the sink.

The use of these drain boards is not confined to the sinks, which we sell only, but may be used with any sink which you may

have. The 15 in. drain boards are for use with sinks which are 18 in. wide, and the 20 in. drain boards, for 20 in. sinks. Each drain board furnished with a bronzed iron bracket.

| |
|--|
| No. 3B-1436—18x20 in. Weight, 30 lbs. Each, \$2.75 |
| No. 3B-1438—20x20 in. Weight, 40 lbs. Each, 2.85 |
| No. 3B-1440—18x24 in. Weight, 50 lbs. Each, 3.10 |
| No. 3B-1442—20x24 in. Weight, 60 lbs. Each, 3.25 |

Roll Rim White Enameled Cast Iron Sinks.

An absolutely sanitary sink. No joints, cracks or crevices in which dirt can collect, as it is all cast in one piece. The sink and back have a heavy roll rim giving a massive appearance. Every sink is guaranteed to be absolutely perfect. The enameling is of pure white with glazed surface without chips or flaws of any kind. It is supported on concealed wall hangers. Sinks can be furnished complete with fittings as shown, that is, a pair of nickel plated Fuller faucets and a nickel trap to the wall or the floor. Unless otherwise ordered, we always furnish sink with trap to the wall.



| | | | | | |
|----------------------------|--------|--------|--------|--------|--------|
| Catalog No. | 3A-364 | 3A-366 | 3A-368 | 3A-370 | 3A-372 |
| Size, inches | 18x24 | 18x30 | 20x24 | 20x30 | 20x36 |
| Shipping weight, lbs. | 105 | 115 | 115 | 125 | 135 |
| Price, no trimmings. | \$5.75 | \$6.00 | \$6.00 | \$6.70 | \$7.35 |
| Price with trimmings. | 9.00 | 9.90 | 9.95 | 10.50 | 11.25 |

With all connections threaded for iron pipe for 25 cents additional.

Roll Rim White Enameled Sinks.

This sink back and drain board are all cast in one piece with heavy roll rim. The sink is per-

fect. The enamel is pure white and guaranteed to be without flaw in any way. The price which we quote on this sink will show you a saving of at least 30%, and we know that for every dollar invested in one of these sinks, you will add two dollars to the value of your home. You do not hesitate to pay twice this amount for some labor saving device in your business. Why not do as much for the housewife. Furnished either with or without trimmings.

| | | | |
|-------------------------|---------|---------|---------|
| Catalog No. | 3A-374 | 3A-376 | 3A-378 |
| Entire length, in. | 44 | 48 | 52 |
| Size of sink | 20x26 | 20x27 | 20x28 |
| Weight, lbs. | 100 | 180 | 200 |
| Without trimmings | \$12.75 | \$13.85 | \$15.15 |
| With trimmings | 16.75 | 18.10 | 19.25 |



Roll Rim White Enameled Corner Sinks.

The sink, drain board and back are all cast in one piece. The back is made for corner as shown



in cut and can be furnished for either right or left hand side. The enamel is pure white, guaranteed to be perfect without chips or flaws of any kind. The sink is fitted with invisible wall brackets.

In ordering also state whether the drain board is to be on the right or left hand side of the sink. The illustration shows the drain board on right hand side.

| | | | |
|-------------------------|---------|---------|---------|
| Catalog No. | 3A-380 | 3A-382 | 3A-384 |
| Entire length, in. | 44 | 48 | 52 |
| Size of sink | 20x26 | 20x28 | 20x28 |
| Weight, lbs. | 210 | 230 | 240 |
| With trimmings ... | \$18.50 | \$19.75 | \$20.95 |

ANY SINK ON THIS PAGE, WITH TRIMMINGS THREADED FOR IRON PIPE, 25 CENTS ADDITIONAL.



4-inch Apron

ONE PIECE PORCELAIN ENAMELED SINK

PORCELAIN ENAMELED SINK with apron, Back and Drain Board all in one piece. Supported on adjustable painted legs and concealed wall brackets. Nickel plated improved strainer, two 3/4-inch Fuller Flange Bibbs with China Index Handles and 1 1/2-inch "I" Trap are furnished at prices quoted. Furnished in three sizes. State whether right or left hand drain board is shown.

| | | | |
|--------------------|---------|---------|---------|
| Catalog No. | 3A-365 | 3A-367 | 3A-369 |
| Entire Length, in. | 44 | 44 | 52 |
| Size of Sink | 20x20 | 20x20 | 20x28 |
| Price as shown | \$30.10 | \$27.30 | \$29.05 |



4-inch Apron

PORCELAIN ENAMELED APRON SINK

PORCELAIN ENAMELED SINK with apron, Back and Drain Board and End Piece, all in one piece. Supported on adjustable painted legs and concealed wall brackets. Furnished with nickel plated improved strainer, 3/4-inch Fuller Flanged Bibbs with China Index Handles and 1 1/2-inch "I" Trap. Furnished in three sizes with either right or left hand drain board.

| | | | |
|--------------------|---------|---------|---------|
| Catalog No. | 3A-373 | 3A-377 | 3A-379 |
| Entire Length, in. | 44 | 48 | 52 |
| Size of Sink | 20x20 | 20x20 | 20x28 |
| Price as shown | \$27.15 | \$28.15 | \$29.50 |



4-inch Apron

DOUBLE DRAIN BOARD ONE PIECE SINK

PORCELAIN ENAMELED ROLL RIM SINK with apron, Back and two drain boards, all cast in one piece. Supported on adjustable painted legs and concealed wall brackets. Fittings consist of Nickel plated Improved Strainer, 3/4-inch Compression Flange Bibbs with China Indexed Handle and 1 1/2-inch "I" Trap. Made in one size only.

No. 3A-385 Entire length, 62 in.
Sink 20x20 inches. Each,\$35.75

No. 3A-387—Same as above but with roll rim instead of 4-in. apron. Each 26.75



PORCELAIN ENAMELED ROLL RIM ONE PIECE SINK with apron, back, drain board, and end piece, all made in one piece, supported on adjustable painted legs. You will note this sink is very similar to sink No. 3A-375, the difference being that the end piece is on the drain board and not on the sink, this giving an opportunity to have the sink occupy the corner but still be far enough from the wall for convenience. Furnished with or without trimmings. Weight, 270 lbs.

| | | | |
|------------------------|---------|---------|---------|
| Catalog No. | 3A-1420 | 3A-1421 | 3A-1421 |
| Entire length, in. | 44 | 48 | 52 |
| Size of sink, in. | 20x20 | 20x20 | 20x28 |
| Price, less trim. | \$24.50 | \$25.50 | \$27.50 |
| Price, with trim. | \$27.15 | \$28.15 | \$29.50 |

With connections threaded for iron pipe, 25c extra.

If without adjustable legs deduct \$1.00 from above prices.

CAST IRON PORCELAIN ENAMELED WARE

CAST IRON PAINTED AND ENAMELED KITCHEN SINKS

FLAT RIM WHITE ENAMELED SINKS.—We do not claim to have the cheapest white enameled sink in the country, but we do claim that we carry a sink as can be bought, no matter what the price. The sink being of cast iron, will never wear out. They are thoroughly inspected before being painted, thus a flaw in the casting would be readily discovered. Then they are given several coats of pure white, and then enameled on inside and over the rim with pure white porcelain enamel, thoroughly baked on, giving the finished product a beautiful glass surface.

Every sink is fitted with a nickel plated strainer and iron sink collar and sink bolts. Collar can also be fitted for 1½, or 1¾ in. iron pipe at an additional cost of 25 cents. Faucets and traps not included.

| Catalog No. | Size of Sink | Price, Painted | Price, Enameled |
|-------------|--------------|----------------|-----------------|
| 3A-330 | 18x24 | 60.85 | 82.50 |
| 3A-332 | 18x30 | 1.50 | 2.55 |
| 3A-334 | 18x36 | 1.41 | 3.25 |
| 3A-336 | 20x24 | 1.56 | 2.65 |
| 3A-338 | 20x30 | 1.48 | 2.90 |
| 3A-340 | 20x36 | 1.80 | 3.40 |
| 3A-342 | 20x42 | 1.85 | 4.50 |

¾ in. N. P. Flange Faucets, each \$0.60

1½ in. Long Lead "S" Trap with Iron pipe thread on outlet end, each 1.50



ONE PIECE SINK WITH BACK ON SIDE AND END OF DRAIN BOARD



Porcelain enameled Roll Rim Sink Drain Board. Back and end piece all cast in one piece, supported on concealed wall hangers, with nickel plated improved strainer with trimmings.

TRIMMINGS consist of two full flanged bibbs and 1½ in. "F" trap, furnished in three sizes with right or left hand drain board.

| Catalog No. | 3B-3121 | 3B-3122 | 3B-3123 |
|-----------------------|-----------|-----------|-----------|
| Entire length | 34 in. | 48 in. | 52 in. |
| Size of sink | 20x24 in. | 20x28 in. | 20x28 in. |
| Price, with trimmings | \$19.15 | \$26.15 | \$21.15 |

CAST IRON PORCELAIN ENAMELED LAUNDRY TUBS



Porcelain enameled cast iron, one piece, roll rim double laundry tubs, on iron standard, fitted with polished nickel plated soap cups, wood wringer holder, brass waste plug with 1½ in. two branch waste pipe, and 1½ in. trap. Size of trays, 55 in. long and 26 in. wide over all. Inside depth, 14½ in.; height of back, 8 in. Floor to top of rim, 24 in.; with faucets as shown. No. 3B-3125—Double Laundry Tub, as shown \$43.65

CAST IRON PORCELAIN ENAMELED CLOSET TANK



Low down closet combination, with cast iron white porcelain enameled tank and solid vitreous china bowl.

THE BOWL is perfect in color and workmanship, either Siphon wash down or Siphon Jet as per price given.

THE TANK is square cornered with a bevel cover made of cast iron, which is heavily coated with white porcelain enamel.

THE SEAT AND COVER are always finished mahogany finish unless otherwise specified, but can be finished golden oak, if so desired.

No. 3B-3121—Closet combination with wash down bowl \$16.50

No. 3B-3123—Closet combination with Siphon Jet, bowl 19.75

LAUNDRY TUBS AND COMBINATIONS

Our laundry tubs are made of a combination of crushed granite and Portland cement, baked in such proportions as to make them smooth and at the same time absolutely proof against wear. They are bound with zinc around the entire edges and are furnished complete with legs and we can furnish traps and faucets for them at prices as quoted at the bottom of this page.

The tubs have rounded corners, therefore easy to keep clean and being assembled in one piece, are much stronger than tubs made of stone. As noted below, we can furnish these made either with or without high backs.



ONE COMPARTMENT LAUNDRY TUBS

Without high back.
Price does not include faucets.

| | Length | Width | Depth | Weight | Price |
|--------|--------|--------|--------|----------|--------|
| 3A-220 | 25 in. | 24 in. | 16 in. | 209 lbs. | \$3.25 |
| 3A-221 | 27 in. | 24 in. | 16 in. | 225 lbs. | 3.60 |
| 3A-222 | 31 in. | 24 in. | 16 in. | 259 lbs. | 4.10 |



TWO COMPARTMENT LAUNDRY TUBS

With high back as shown. Two Compartment Laundry Tub with 6 inch high back.

| | Length | Width | Depth | Weight | Price |
|--------|--------|--------|--------|----------|--------|
| 3A-223 | 48 in. | 24 in. | 16 in. | 459 lbs. | \$7.75 |
| 3A-224 | 54 in. | 24 in. | 16 in. | 509 lbs. | 9.25 |
| 3A-225 | 60 in. | 24 in. | 16 in. | 559 lbs. | 10.10 |

TWO COMPARTMENT LAUNDRY TUBS



Without high back.

| | Compartment | Length | Width | Depth | Wt. | Price |
|--------|-------------|--------|-------|-------|-----|--------|
| 3A-216 | 2 | 48 | 24 | 16 | 460 | \$5.20 |
| 3A-218 | 2 | 54 | 24 | 16 | 450 | 5.90 |
| 3A-219 | 2 | 60 | 24 | 16 | 475 | 6.30 |

THREE COMPARTMENT LAUNDRY TUBS



With high back.

| | Compartment | Length | Width | Depth | Weight | Price |
|--------|-------------|--------|--------|--------|----------|---------|
| 3A-229 | 3 | 72 in. | 24 in. | 16 in. | 709 lbs. | \$11.00 |
| 3A-230 | 3 | 80 in. | 24 in. | 16 in. | 775 lbs. | 12.70 |
| 3A-231 | 3 | 90 in. | 24 in. | 16 in. | 869 lbs. | 13.95 |

THREE COMPARTMENT LAUNDRY TUBS



| | Compartment | Length | Width | Depth | Weight | Price |
|--------|-------------|--------|--------|--------|----------|--------|
| 3A-226 | 3 | 72 in. | 24 in. | 16 in. | 625 lbs. | \$9.40 |
| 3A-227 | 3 | 80 in. | 24 in. | 16 in. | 675 lbs. | 9.80 |
| 3A-228 | 3 | 90 in. | 24 in. | 16 in. | 725 lbs. | 10.25 |

COMBINATION SINK AND LAUNDRY TUB



| | Drain | Board | as shown | Extra |
|-------------------|--------|--------|----------|-------|
| Total length, in. | 48 | 54 | 60 | |
| Total width, in. | 24 | 24 | 24 | |
| Depth tub, in. | 16 | 16 | 16 | |
| Depth sink, in. | 8 | 8 | 8 | |
| Weight, pounds | 460 | 450 | 500 | |
| Price, each | \$6.50 | \$9.50 | \$10.50 | |

PRICES FOR TRAPS AND FAUCETS FOR TUBS LISTED ABOVE

| | |
|--|--------|
| 1½-in. Lead S trap for lead pipe | \$0.65 |
| 1½-in. Lead S trap for iron pipe | 1.40 |
| ¾-in. Flanged Puller Hubs, Ballbed brass | .65 |

PLATE GLASS MIRROR DOORS



YOU CAN MAKE A MIRROR DOOR OUT OF ANY DOOR IN YOUR HOME

A MIRROR DOOR for any home can be made at a very nominal expense with this outfit. If you own your own home, you should have at least one mirror door. If you rent a home, you can have a mirror door and take it with you when you move. Removing the mirror from the door leaves no trace aside from the screw holes.

THE OUTFIT which we furnish enables you to take any ordinary door which you have in your home and make a beautiful mirror door, and consists of a fine French plate glass mirror moulding strip and round head brass screws for attaching same to door.

INSTRUCTIONS. First take the door off the hinges and lay it flat on the floor or on horses, take thin strips and place evenly on the door and lay the mirror on top, then place the moulding around the edge and screw it down firmly. Anyone can, with the mirror and fittings which we furnish, make a mirror door from any door in the house in 25 minutes.

| Catalog No. | Size of Door | Size Mirror | Price 3 1/2 in. Price |
|-------------|-----------------|------------------------------|-----------------------|
| | ft. in. ft. in. | inches Bevel Edge Plain Edge | |
| 3A-975 | 2 0x6 0 | 16x60 | \$ 6.75 \$ 6.00 |
| 3A-972 | 2 0x6 6 | 16x66 | 7.25 6.80 |
| 3A-979 | 2 0x6 8 | 16x68 | 8.75 8.00 |
| 3A-981 | 2 6x6 0 | 22x66 | 10.25 9.50 |
| 3A-983 | 2 8x6 8 | 24x68 | 11.75 10.75 |
| 3A-985 | 2 6x7 0 | 22x72 | 11.50 10.50 |
| 3A-987 | 2 8x7 0 | 24x72 | 12.50 11.75 |
| 3A-989 | 2 0x7 0 | 28x72 | 13.00 13.75 |

"ALADDIN" BATHROOM MIRROR

**A LUXURY FOR ANY HOME
A REAL LUXURY AT A REALLY LOW PRICE**

QUALITY OF GLASS. The glass for this mirror is the very best quality French plate, the same grade that is used for our mirror doors, the same glass being used in the most elegantly appointed hotels and private residences. It is notable for being thick, strong, and for its transparency.

POLISHED AND BEVELED. The whole surface of this glass is given an extra grinding and polishing, to insure a perfectly level surface, so necessary for the best mirror effects. The result is that perfect reflection, which is the delightful quality of high grade mirrors.

The beveling is done in such a manner as to heighten the appearance, is an inch in width, and the edge of the glass is also ground and polished.

The mirror is attached to the wall with round head nickel plated screws, holes being drilled in the glass for this purpose.

The mirror is triple coated with silvering, making an extra thick, strong, wear-resisting reflecting surface.

It is sanitary, as it has no frame to collect and hold dirt and moisture, it can always be kept thoroughly clean. Every part of its surface can be reached and washed.

SHELF AND BRACKET. We supply with each mirror, a glass shelf and nickel plated brackets for supporting same. The shelf is 5 inches wide and 26 inches long; the mirror, 22 inches wide and 28 inches long. Thus you will note, that the shelf extends two inches each way beyond the mirror.

Furnished complete with nickel plated brackets and all screws, ready to put up.

3A-990—Sanitary Mirror, 22x28 in. complete with glass shelf and brackets **\$8.40**





"HOMECRAFT" BASKET GRATES

A large number of builders prefer to build a plain stone or brick fireplace, and for those we show herewith a line of basket grates. For burning hard or soft coal, coke or wood. When building a fireplace of this kind, we caution you to get a mason who is thoroughly familiar with this class of work and thereby avoid the inconvenience of an improperly constructed flue, this trouble being the most common and practically the only source of trouble in open fireplaces.



This grate is 24 inches wide and 8 inches deep at the lowest point, made of heavy cast iron, fully mounted on casters. It has a slanting grate bottom and is large enough for any ordinary room. This grate when ready for shipment, will weigh about 40 lbs.
NO. 3A-1129—24 in. \$4.25
 Grate, as described.



This is a strictly Colonial pattern basket grate. It is 28 in. wide and 6 in. deep, is made of solid cast iron, and is fully mounted as shown in the cut. Has a slanting grate bottom. Also easily adjusted. This grate is large enough for the largest rooms, used largely for burning wood, coal and coke, can also be used as a stool. Weight, 56 lbs.
NO. 3A-1130—28 in. \$5.50
 Grate, as described.



This grate is used largely in smaller rooms, but is plenty large enough for any ordinary sized room. It is 20 in. long and 6 in. deep. When set out, it sets up as shown in the cut. Made of solid cast iron, painted black. Has a slanting grate bottom. Also used as stool. Weight, 40 pounds.
NO. 3A-1131—20 in. \$3.50
 Grate, as described.

RANGE BOILERS AND HEATERS

NICKEL PLATED, GASOLINE HEATERS



Made of heavy galvanized iron with outside jacket of white metal heavy nickel plated. 28 inches high, 12 1/2 inches in diameter and holds about 12 gallons of water. Has a copper coil in the bottom with which the flame comes in direct contact, and through this coil all water must pass before leaving faucet. Small quantities of water heated in 3 minutes; enough water for a bath in 20 minutes.

No. 3A-1120 — Gasoline Water Heater, shipping weight, 40 pounds **\$7.70**

STANDARD AND EXTRA HEAVY RANGE BOILERS



Are tested to 200 pounds pressure, and guaranteed to stand 85 pounds pressure. Range boilers can only be used in homes where there is a constant water pressure, and, therefore, must be used in connection with city water works system or air pressure water system. Extra heavy range boilers tested to 250 pounds pressure, and guaranteed to stand a working pressure of 150 pounds. All range boilers quoted complete with stand inside tube and brass coupling.

| Casting No. | Capacity | Price—Standard | Price—Extra |
|-------------|----------|----------------|-------------|
| 3A-1122 | 20 Gal. | \$7.25 | \$10.20 |
| 3A-1124 | 40 Gal. | 9.10 | 11.50 |
| 3A-1126 | 50 Gal. | 11.90 | 15.25 |

With iron pipe connections, one extra.

See pages 71 to 86 for special bargains in plumbing material.

SINGLE COIL GAS WATER HEATER



To be connected to range boiler. Will furnish an abundance of water when used in connection with a 20 gallon boiler, for the average home. This heater is equipped with a drawn copper coil which is so arranged that the largest amount of surface is in constant contact with the flame. It runs very little for maintenance and is quick and positive.

3A-1128—Shipping weight, 25 pounds, **\$4.20**

PEERLESS SANITARY INDOOR CLOSET

Eliminate the outdoor privy—it's a cold, inconvenient place in winter, a hot, ill-smelling nuisance in summer and a menace to health the year round. Install, right in your house, a modern, sanitary, indoor chemical closet, recommended by Physicians and Health Officers.



PRICE **\$13.50**
COMPLETE

With 8 ft. of pipe, elbow, wall collar, toilet paper, paper holder and one gallon of chemical.

Comfort, convenience and health. For buildings without plumbing—houses, cottages, schools, factories, etc.—the Peerless Indoor Closet is a boon—a constant convenience. It's a comfort for all the family, an absolute necessity for invalids and old people.

Anyone can set it up in 15 minutes. There's nothing disconcerting about it. It is handsome in appearance and, remember, **absolutely odorless.** Health Boards everywhere recommend this type of closet where there are no sewer connections. Ask your physician. Thousands of these closets are in successful use. Sold under an ironclad guarantee, we never had one returned to us.

How it works. Two gallons of water are placed in the inner container with a pint of chemical. When used, the closet is **Absolutely Odorless.** The vent pipe insures pure air. The chemical kills germs, making the closet sanitary in every way. The contents are emptied say once a month and may be disposed of anywhere—they are harmless.

The Chemical. This is an important feature. A gallon of chemical will last a family of three for 8 months. Be sure to use Peerless Chemical—we guarantee the success of the closet with this chemical, which is sold to our customers at actual cost, \$1.75 per gallon.



HOW TO SET IT UP



Plan A—It is the vent pipe directly into a chimney or a stove pipe, the former preferred.

Plan B—It is the vent pipe through the wall or a window, leading it above roof-line.

Plan C—It is vent pipe through ceiling and then into chimney or into a stove pipe.

Plan D—It is vent pipe through ceiling and then up through roof as shown here.

The Peerless Indoor Closet is made of metal throughout. All parts in view are heavily enameled. It will last a lifetime. In setting up, place the fixture in a hall, a spare bedroom, a clothes closet—anywhere. Simply make sure that the vent pipe is arranged to provide good draft. Use any of the four plans shown at the left. Complete diagrams and instructions sent with each closet.

No. 3B-102—"Peerless" Closet, as described with one gallon of chemical, which will last the average family about eight months.....

\$13.50

No. 3B-104—3-inch pipe, per foot\$0.10
No. 3B-105—3-inch Elbows, each33
No. 3B-108—Flue Stopper with 3-inch collar .33
No. 3B-110—Peerless Chemical, per gal. 1.75

RUNNING WATER HOT OR COLD WITHOUT PLUMBING



That's what you can have, in any room in the house—a modern, convenient lavatory fixture, easily portable, handsome in appearance, built of the best materials, easily and quickly set up. For rooms not equipped with plumbing facilities, the

SOVEREIGN SANITARY WASHSTAND

fills the bill. Used extensively in private homes, offices, studios, summer cottages, hotels, factories, hospitals, etc.

The cabinet is finished in golden oak or white enamel, and behind the French plate 12x16 in. mirror is the water supply tank, holding nine basins of water. The water feeds through nickel-plated pipe to the faucet over the high-grade porcelain bowl. The bowl empties into the hollow white enamel pedestal. Waste water cannot overflow and the pedestal is easily emptied.

The Water Heater, furnished for \$3.50 extra, is operated with an alcohol lamp, heating the water as it passes from tank to bowl. Three minutes gets boiling hot water. Weight, 85 lbs.

No. 4B100—Without Heater.....

\$13.50


No. 4B101—With Heater.....

\$16.00



ALADDIN WATER SYSTEM

WORKS

Complete Outfit, Includes Tank,
Pump and all Fittings to con-
nect as shown, Price

\$37.00

THIS OUTFIT will furnish a supply of fresh aerated water for any residence from a well, cistern, spring or other source where the water level does not exceed 25 vertical feet below the base of the pump. This form of water storage, aside from the fact that it is the most convenient is the most sanitary as any stored water should be subjected to some form of aeration. The most simple method of aeration is represented in these systems as the process is being carried on continuously. The air connection from the pump enters the tank in our camp and the water is thoroughly purified by the air bubbling through it to the top of the tank.

TANK—The Tanks are double riveted throughout, every rivet calked before the tanks are tested. And out of the hundreds of these outfits which we have sold under a binding guarantee of "satisfaction or

money refunded" we have never had one complaint.

PUMP—The pump furnished with our outfit is a double pneumatic pump with a brass-lined cylinder and automatic air supply device—the most satisfactory air pump furnished with an outfit of this kind.

115-GALLON OUTFIT.

3B-150—Tank, 24 inches in diameter by 6 feet long. Capacity, 115 gallons and outfit **\$37.00**
as described above. Weight, 475 pounds. Complete.....
Price complete with tank galvanized inside and out.....\$48.00

180-GALLON OUTFIT.

3B-151—Tank, 30 inches in diameter by 5 feet long. Capacity, 180 gallons and outfit **\$40.50**
as described above. Weight, 575 pounds. Complete.....
Price complete with tank galvanized inside and out.....\$57.00

250-GALLON OUTFIT.

3B-152—Tank, 30 inches in diameter by 6 feet long. Capacity, 250 gallons and outfit **\$42.50**
as described above. Weight, 650 pounds. Complete.....
Price complete with tank galvanized inside and out.....\$62.50

265-GALLON OUTFIT.

3B-153—Tank, 36 inches in diameter by 5 feet long. Capacity, 265 gallons and outfit **\$49.00**
as described above. Weight, 750 pounds. Complete.....
Price complete with tank galvanized inside and out.....\$75.50

315-GALLON OUTFIT.

3B-155—Tank, 36 inches in diameter by 6 feet long. Capacity, 315 gallons and outfit **\$50.50**
as described above. Weight, 825 pounds. Complete.....
Price complete with tank galvanized inside and out.....\$75.00

430-GALLON OUTFIT.

3B-157—Tank, 42 inches in diameter by 6 feet long. Capacity, 430 gallons and outfit **\$59.50**
as described above. Weight, 1000 pounds. Complete.....
Price complete with tank galvanized inside and out.....\$95.00



\$37⁰⁰

COMPLETE

TANK SETS
HORIZONTALLY

THIS OUTFIT consists of an automatic water pump and tank and accessories identical in design and purpose with those shown on the preceding page. In most cases these outfits are used where the basement is not deep and where it is more convenient to have the tank lying horizontally than standing vertically. In making a selection of water supply system it is always wise to purchase one of ample capacity, as they require much less attention and a more uniform pressure can be had. A conservative estimate is that you should figure 20 gallons per day to each person in the family for domestic requirements.

The accessories furnished are exactly the same as those described on the preceding page. The tanks are tested, and we know they are absolutely air tight before they leave the factory. To give an idea of how really good our "Aladdin" Water Works Systems are, we call your attention to the fact that these tanks are tested to an air pressure of 200 pounds before leaving the factory, and the average city water pressure of the cities of New York, Chicago and St. Louis is 25 lbs. Therefore, without effort you can have stronger water pressure than that of the above cities.

145-GALLON OUTFIT.

3B-156—Tank, 24 inches in diameter by 6 feet long. Capacity, 145 gallons and outfit **\$37.00**
as described. Weight, 475 pounds. Complete.....
Price, complete, with tank galvanized inside and out\$48.00

215-GALLON OUTFIT.

3B-459—Tank, 24 inches in diameter by 10 feet long. Capacity, 245 gallons and outfit **\$45.00**
as described. Weight, 750 pounds. Complete.....
Price, complete, with tank galvanized inside and out\$64.25

295-GALLON OUTFIT.

3B-463—Tank, 30 inches in diameter by 8 feet long. Capacity, 295 gallons and outfit **\$51.50**
as described. Weight, 775 pounds. Complete.....
Price, complete, with tank galvanized inside and out\$74.00

365-GALLON OUTFIT.

3B-461—Tank, 30 inches in diameter by 10 feet long. Capacity, 365 gallons and outfit **\$56.50**
as described. Weight, 950 pounds. Complete.....
Price, complete, with tank galvanized inside and out\$84.00

440-GALLON OUTFIT.

3B-465—Tank, 30 inches in diameter by 12 feet long. Capacity, 440 gallons and outfit **\$62.00**
as described. Weight, 1,000 pounds. Complete.....
Price, complete, with tank galvanized inside and out\$89.50

525-GALLON OUTFIT.


3B-466—Tank, 36 inches in diameter by 10 feet long. Capacity, 525 gallons and outfit **\$68.00**
as described. Weight, 1,300 pounds. Complete.....
Price, complete, with tank galvanized inside and out\$100.00



ALADDIN WATER SYSTEM WORKS

FOR THIS
\$52.50 COMPLETE
 DEEP WELL
 OUTFIT

PUMP, TANK AND FITTINGS AS SHOWN



THE PUMP is a wind mill regulator force pump as shown in the cut. It is built extra heavy and strong for extremely hard service under heavy pressure. Has a large air chamber to cushion the stream and absorb the jar to which this type of pump is subject. Made of best material throughout and tested under heavy hydraulic pressure before shipment. Fitted with a Hydro pneumatic cylinder which is attached about 20 ft. above the water cylinder. This air cylinder furnishes the air that is pumped at the same time as the sufficient air in the tank. On the other hand, the water may be water or may be shut off when sufficient air is in the tank. The pump is for use with a wind mill or a pump jack.

ACCESSORIES. Pressure gauge, water gauge, gate valve, check valve, stop and waste cock, hose faucet, brass lined water cylinder, hydro pneumatic air cylinder, automatic wind mill regulator, together with pipe and fittings to connect up the outfit as shown in the cut.

145 GALLON OUTFIT.

No. 3A-430—Tank, 24 in. in diameter by 6 ft. long; capacity, 145 gallons; outfit, as described; weight, 650 pounds. Price, **\$52.50**
 Outfit with Tanks, Galvanized inside and out. Price, **\$71.00**

220 GALLON OUTFIT.

No. 3B-471—Tank, 30 in. in diameter by 6 ft. long; capacity, 220 gallons; outfit as described; weight, 750 pounds. Price, **\$56.50**
 Outfit with Tanks, Galvanized inside and out. Price, **\$79.50**

365 GALLON OUTFIT.

No. 3B-472—Tank, 30 in. in diameter by 10 ft. long; capacity, 365 gallons; outfit as described; weight, 1000 pounds. Price, **\$67.50**
 Outfit with Tanks, Galvanized inside and out. Price, **\$95.50**

440 GALLON OUTFIT.

No. 3B-473—Tank, 30 in. in diameter by 12 ft. long; capacity, 440 gallons; outfit, as described; weight, 1100 pounds. Price, **\$81.50**
 Outfit with Tanks, Galvanized inside and out. Price, **\$102.00**

630 GALLON OUTFIT.

No. 3B-474—Tank, 36 in. in diameter by 12 ft. long; capacity, 630 gallons; outfit as described; weight, 1400 pounds. Price, **\$89.00**
 Outfit with Tanks, Galvanized inside and out. Price, **\$121.00**

735 GALLON OUTFIT.

No. 3B-475—Tank, 36 in. in diameter by 14 ft. long; capacity, 735 gallons; outfit as described; weight, 1600 pounds. Price, **\$92.00**
 Outfit with Tanks, Galvanized inside and out. Price, **\$125.50**

THIS DEEP WELL OUTFIT is assembled to supply the demand for an air pressure outfit which can be used in connection with deep wells. It consists of tank, pump and accessories as shown in this cut.

The Tank is double riveted throughout, and it is always tapped for laying horizontally unless otherwise specified. Many of these tanks are installed by burying the tank, allowing the head which contains the water gauge tapping to project into the basement or into the well pit, kept below the frost line. This prevents freezing and insures water of an even temperature throughout, also saves room.

"ALADDIN" GASOLINE ENGINE

For the convenience of our customers who wish a pumping engine which, while not the cheapest engine on the market, nor a high priced engine, is one that we can absolutely guarantee to give perfect satisfaction under the most trying circumstances. We offer our "Aladdin" pumping engine with the full confidence that it will fulfill our guarantee in every way.

The "Aladdin" is a four cycle, water cooled, jump spark engine with a cast iron hopper for holding the water, as shown in the cut. The boring is 3½ in.; stroke, 5 in. Fly wheel, 12½ in. in diameter and weighs 42 pounds. Specifications for this engine are as follows: Horse power, 1½; speed, 475 revolutions per minute; over all length, 42 in.; over all width, 24 in.; over all height, 30 in.; weight, complete, 200 pounds; pulley, 6 in. in diameter, 4 in face. Shipped direct from factory in central Wisconsin.

GUARANTEE—We guarantee our "Aladdin" pump engine to be exactly as described by us, perfect in every way and to represent more for the money than it would be possible to get elsewhere, and if found otherwise, may be returned, and we will refund full purchase price.

No. 5A-100—1½ Horse Power "Aladdin" pumping engine, price..... **\$33.00**

Same engine equipped with a gear driven direct connected pump jack, price..... **\$13.00**

For those who require a larger engine for farm or heavy duty use, we have made arrangements with the factory who makes this pumping engine to furnish an engine of the same quality throughout, but of heavier horse power. We will continue ourselves, however, strictly in the four principal sizes, that is, 1½, 2½, 5 and 8 Horse Power.

\$33.00



These engines as sent out by us are all of the horizontal four cycle water cooled type. All these engines are covered by the same guarantee as is our "Aladdin" pumping engine, and are shipped from the factory direct to our customers. Prices are as follows:

No. 5A-102—2½ Horse Power "Aladdin" farm engine..... **\$59.50**

No. 5A-101—5 Horse Power "Aladdin" heavy duty engine..... **\$102.00**

No. 5A-100—8 Horse Power "Aladdin" heavy duty engine..... **170.00**

"ALADDIN" WATER WORKS SYSTEM

"ALADDIN" PUMP JACKS

Vertical Pump Jack. This vertical pump jack may be used on any ordinary hand or wind mill force pump. Back geared, four to one with an adjustable stroke, 5, 7½ or 10 in. Should run about 100 revolutions per minute. Shipped direct from the factory in Wisconsin.

No. 3B-100—"Aladdin" pump Jack, Weight, 78 pounds. Price..... **\$3.75**

"ALADDIN" POWER PUMP

Above we show a cut of a double acting power pump, furnished with "Aladdin" water works systems shown on this page. The detailed specifications are as follows:

Detailed Specifications—Gears 2 to 1; Gears 1½ inch face; Brass Lined Cylinder; Brass Valve Seats; ¾ inch Brass Piston Rod; Steel Piston Guides; Tight and Loose Packers, size 3 in. by 12 in.

Horse Power Required—Gasoline Engine— 40 lbs. pressure or less, 1 H. P.; 60 lbs. pressure or less, 1½ H. P.; 100 lbs. pressure or less, 2 H. P.



\$92.00

To furnish a combined hand and power operated water works system for country stores, summer hotels, amusement parks, hunting lodges, etc., we have designed this combination system. The tank is the same as furnished with all our "Aladdin" water works systems.

THE DOUBLE ACTION PUMP is designed to pump from a well, cistern, spring or other source where the vertical section is not more than 25 ft. away. May be drawn along horizontally, however, for any reasonable distance. The pump is fitted with an automatic air intake valve which supplies abundant air with the water. The pump may be used with a gasoline engine, or other power or by hand if desired.

ACCESSORIES furnished are the same as with any of our water supply systems.

No. 3B-440—Tank, 36 in. in diameter by 10 ft. long; total capacity, 525 gallons. Weight, 1275 lbs. Price..... **\$92.00**

No. 3B-441—Tank, 42 in. in diameter by 10 ft. long; total capacity, 79 gallons. Weight, 1675 lbs. Price..... **\$100.00**

No. 3B-442—Tank, 42 in. in diameter by 14 ft. long; total capacity, 1000 gallons. Weight, 2400 lbs. Price..... **\$132.00**

No. 3B-443—Tank, 48 in. in diameter by 20 ft. long; total capacity, 1800 gallons. Weight, 4200 lbs. Price..... **\$195.00**

For tanks galvanized inside and out, write for special prices.

PORTABLE LAMPS for HOME LIGHTING and DECORATION



3B-1642—Height, 12 in. Shade, 6 in. in diameter. Silk shade can be furnished in either tan, old rose or old gold. Base is finished in old ivory\$2.75



3B-1640—Cast metal with art glass in leaded effect. Diameter of shade, 6 in. Height of lamp to top of shade, 12 in. Can be furnished in white enamel, old ivory or statuary bronze\$2.45



3B-1644—Height, 11 in. Shade, 5 in. diameter. Beautiful hand painted shade in landscape design. Base finished in old ivory\$2.85



3B-1646—This Light and Fern Dish is the newest type of table decoration. For use on dining room table as a substitute for the old candelabra and at the same time permitting the use of the fern dish. Silk shades may be furnished in old rose, tan or old gold. Metal parts finished in silver....\$4.50



3B-1648—Height, 11 in. Shade, 5 in. diameter. Base finished in brush brass, old ivory or white enamel. Shade softly colored in amber, green or blue\$2.80

3B-1650—Height, 14 in. Shade, 6 in. in diameter. Leaf decorations on shade in natural colors. Base can be furnished in brush brass, brush and black or old ivory. \$3.25



3B-1652—Height, 12 in. Shade, 6 in. diameter. Silk shade can be furnished in tan or old gold. Base finished in either brush brass or old ivory\$3.50

MODERN LIGHTING FIXTURES AT MODERATE PRICES



3B-1654—This cast brass bracket of beautiful design extends from the wall 5 in. The back plate is 6 in. wide by 9 in. long. Bracket finished in brushed brass and black. Silk shade is 4 in. in diam. and can be furnished in tan or old gold silk. \$4.30



3B-1652—Bracket with back plate of cast Laurel Leaf design. Bracket extends 5 1/2 in., and is finished with beautiful glass shade with tulip design in natural colors. \$3.65



3B-1656—This plain Colonial bracket, finished in brushed brass and black. Extends from the wall 5 in., and is furnished with shade in light blue or old gold silk. \$5.75



3B-1666—A ball fixture in the Sheffield design, finished in brushed brass and black.

3B-1660—A most attractive semi-indirect for the home. Length of fixture, 24 in. The tulip design bowl, hand decorated in natural colors, is 10 in. in diameter and 13 1/2 in. deep. \$12.25

3B-1658—This 3 light Colonial fixture is 34 in. long with a spread of 18 in., is finished in brushed brass and black.

Length, 34 in.
Spreads, 18 in.
Shades in light pink with gold decoration. \$7.25

3B-1664—Sheffield bracket finished in brushed brass and black.




Extends 9 in.
Silk shade 6 in. diam.

Can be furnished in tan, old rose or old gold. \$3.95



Silk shades are 5 in. in diameter and can be furnished in light blue, tan or old gold. \$9.25

Aladdin Saturn Nine •• \$17¹⁰ Piece Electric Fixture Set



No. 2B-1546—Porch Fixture, 75c.
Finished black and includes 7
inches roughed-inside glass ball.



No. 2B-1548—Second Floor
Hall Fixture, \$1.10
Length, 22 inches; furnished
with bell shaped shade of
roughed-inside glass.

No. 2B-1545—Living Room Fixture \$4.50
The length of this fixture is 34 inches and spread 16 inches.
The ornamental body is 3 inches in diameter. Shades are bell
shaped of roughed-inside glass.



No. 2B-1550—Chamber Bracket, \$1.10
(Three of these furnished with
each set.)
Extends 8 inches. Arm is 3/4
inches. Bent brass tubing. Shade
is of beautiful Mosa glass with
pressed star cutting.



No. 2B-1544
Kitchen Fixture,
\$1.25
Length, 14
inches with bell
shaped shade of
roughed
inside glass.



No. 2B-1552
Bath Room
Bracket, \$1.00
Extends 7 1/2 in.
Arm is 3/4 in. Bent
brass tubing. Shade
same as used in
chambers.



No. 2B-1542—Dining
Room Dome Fixture,
\$6.00
This beautiful 18 in.
art glass dome in
either green or amber
glass with bead fringe
to match. Length fix-
ture, 34 inches.

For value and appearance, this 9 piece set is unsurpassed.

No. 2B-1556—9 Piece Set, \$17.10

If fixtures of this set are desired for both gas and electric, add 1/2 to the price of each fixture. Full chain sockets will be furnished at an additional charge of 25c per light.

ALL FIXTURES WIRED COMPLETE WITH SOCKETS ASSEMBLED READY TO HANG.

Aladdin Jupiter Nine \$27.25 Piece Electric Fixture Set



No. 3B-1560—Living Room Fixture, \$6.75
Length, 34 inches. Spread, 10 inches. A very modern fixture of beautiful design furnished with 40-watt Fering glass shades.



No. 3B-1568—Reception
Hall Fixture, \$1.35
Spread, 8 inches. Length,
8 inches. Beautiful 3
piece classic stonacrite of
Frostilla glass.



No. 3B-1566
Parch Bracket,
\$3.25
Extends 8
inches. Made
of cast iron
and finished
black. Fur-
nished with 7
inch roughed-
inside glass
ball.



No. 3B-1564—Kitchen Fixture \$1.50
A very substantial fixture being
close to the ceiling and giving a
great distribution of light. Furnished
with 40-watt Sat type Fering glass
shade.

ALL FIXTURES
WIRED COMPLETE
WITH SOCKETS
ASSEMBLED
READY TO HANG



No. 3B-1570—Chamber
Fixture, \$1.60
(Three of these furnished
with each set.)
Same fixture as used in
kitchen with 100-watt
bulb type of Fering
shade.



No. 3B-1572
Bath Room Bracket,
\$1.00

Extends 7 inches. Arm of
3/4 inch bent brass tubing.
Shade of Moon glass with
pressed star cutting.



No. 3B-1562—Dining Room Fixture, \$7.50
Ceiling plate matches plate on living room fixture.
Length, 34 inches. Spread, 10 inches. The shades on
the outside drops are of 40-watt Fering glass, while
center shade is 40-watt type to match.

No. 3B-1574—Jupiter Nine \$27.25
This set complete for \$27.25 is one of our best values and is up-to-date in every respect. Furnished in our beautiful finish Brush Brass, relieved with Black, but can be furnished in any standard finish, if so desired.

Aladdin Mars Nine Piece \$22.00 Electric Fixture Set.

ALL FIXTURES WIRED COMPLETE WITH SOCKETS ASSEMBLED READY TO HANG.



No. 3B-1500—Dining Room Fixture, \$5.00
Length, 34 inches. Spread, 18 inches. A beautiful fixture with lights suspended on 3/4 inch tubing drops with ornamental breaks. The shades are of water lily design of Delicia white glass.



No. 3B-1508—Hall Fixture, \$0.80
Mission ball with frosted panels and raised clear line stripes.



No. 3B-1510—Chamber Fixture, \$1.40
(Three of these furnished with each set.)

A very satisfactory fixture for bed room use, furnished with 60-watt bowl type Ferlux glass shade.



No. 3B-1506—Porch Fixture, \$0.65
Furnished with a 7 inch roughed-inside glass ball.



No. 3B-1512—Bath Boom Bracket, \$0.90
Extends 7 inches. Finished in polished nickel and furnished with beautiful white shade with either clear, blue, green or black stripes.

Our Mars set is created to meet the demand for most appearing fixtures at a reasonable price. If fixtures are desired for both gas and electric, add 1/3 to the price of each piece. Pull chain sockets will be furnished at an additional charge of 25c per light.



No. 3B-1504—Kitchen Fixture, \$1.50
Length, 34 inches, furnished with 7 inch sat opal glass reflector.



No. 3B-1502—Living Room Fixture, \$7.25
Length, 29 inches. Spread, 16 inches. The ceiling plate on this fixture is of very beautiful lines and would add beauty to any living room. Shades of white glass and can be furnished with either clear, blue, green or black stripes, as desired.

No. 3B-1514—Mars Nine Piece Set, \$22.00

Aladdin Mission Nine Piece Electric Fixture Set \$24.80

A beautifully designed set of pure mission type, a very popular design for use in bungalows. Within the last year the style of fixture has come into general use. The square design has been followed out in both the metal and the glass.

ALL FIXTURES
WIRED COMPLETE
WITH SOCKETS
ASSEMBLED
READY TO HANG



No. 3B-1506—Porch Bracket, \$2.75
Extends 7 inches. Square tubing, with a shade with closed bottom built on square lines.

No. 3B-1524—Kitchen Fixture, \$1.80
A one light kitchen fixture following out the general design of the rest of this set.

No. 3B-1520—Living Room Fixture, \$6.75
The length over all is 24 inches. The spread, 16 inches. The tubing, ornament and glassware are all square. Shades white frosted inside.

No. 3B-1502—Dining Room Fixture, \$5.75
Extends 24 inches. Spread, 16 inches. Built of square tubing, with square ornaments and glassware.

No. 3B-1525—Hall Fixture, \$2.75
A very attractive ceiling fixture built to conform to balance of the set.

No. 3B-1536—Chamber Fixtures, each, \$1.85
(Three of these furnished with each set.)
A ceiling fixture built of square tubing with glassware to match. Three of these furnished with each set.

No. 3B-1542—Bath Room Fixture, \$1.50
Acorn pattern.

No. 3B-1534—Nine Piece Mission Set, \$24.80
Finished Brushed Brass, relieved with black regularly, but can be finished in any standard finish. Living room and dining room fixtures may be had in four light, also can be furnished in combination, if so desired.

Aladdin Mercury Ten Piece Semi-Indirect Electric Fixture Set \$30.50

ALL FIXTURES WIRED COMPLETE WITH SOCKETS ASSEMBLED READY TO HANG.



No. 2B-1605—Dining Room Fixture, \$10.00
This semi-indirect dining room fixture drops 34 inches from the ceiling. The bowl is 14 inches in diameter. Extreme width of fixture, 16 inches. The bowl is decorated in natural colored vine and the body being white Mosaic-glass.




No. 2B-1608—Upper Hall Fixture, \$2.75

This semi-indirect hall fixture is very attractive in design and rich in appearance. Has a cut glass two piece ball as shown, 10 inches in diameter.



No. 2B-1606—Porch Fixture, \$2.25

The extreme height of this porch fixture is 14 inches. It extends 8 inches from the wall and has a crystal rough cut ball 7 inches in diameter.



No. 2B-1604—Kitchen Fixture, \$1.25

An attractive chain fixture which drops 34 inches and has an oval shade 7 inches in diameter.



No. 2B-1610—Chamber Fixture, \$1.95 each
(Three of these furnished with each set.)

A new departure in chamber fixture. This being semi-indirect gives a subdued light, so much desired in chamber lighting. Three of these are furnished with each set. Length 16 inches.



No. 2B-1612—Bath Room Fixture, each \$1.75

This bath room fixture is also semi-indirect, usually finished nickel plated. Extends 7 inches from wall.



No. 2B-1614—Beam Light, each \$0.72

We furnish only one of these beam lights, with each set. More can be ordered if so desired.



No. 2B-1600—Living Room Fixture, \$6.75
Semi-indirect living room fixture, drops 34 inches from ceiling. Extreme width 14 inches. Beautiful white Frostilla bowl.

No. 2B-1616—Premier Ten Piece Electric Fixture Set, \$30.50

Aladdin Neptune Ten Piece Electric Fixture Set \$35⁵⁰



No. 3B-1540—Dining Room Fixture, \$16.00
Length, 24 inches. Spread, 15 inches. A beautiful fixture for the dining room and a wonderful substitute for a dome as the glassware may be had in either clear white, or with glassware tinted in blue, brown or green tones.



No. 3B-1584—Rear Porch Fixture, \$0.50
Furnished with frosted-inside bell shade.



No. 3B-1586—Front Porch Bracket, \$3.25
A massive cast iron bracket, extends 9 inches, furnished with 7 inch roughed-inside ball.



No. 3B-1588—Kitchen Fixture, \$1.50
A very substantial fixture, being close to the ceiling and giving a great distribution of light. Furnished with 60-watt Ferlux glass shade.



No. 3B-1592—Bath Room Bracket, \$1.50
Extends 4 inches. Finished in polished nickel. Glass shade of bell design, frosted inside.



No. 3B-1590—Second Floor Hall Fixture, \$1.50
Furnished with 7 inch roughed-inside ball.

No. 3B-1594 Chamber Fixture, \$1.50
(Three of these furnished with each set)
Furnished with handsome press out, frosted shade.



No. 3B-1582 Living Room Fixture, \$8.25
A fixture with beautifully designed body. Spread, 14 inches. Length, 34 inches. White glass shades with either clear, blue, green or black stripes, as desired.

No. 3B-1596—Ten Piece Neptune Electric Fixture Set, \$35.50
Will be shipped in Brush Brass finish, blended with black, unless one of our other standard finishes are specified.

ALL FIXTURES WIRED COMPLETE WITH SOCKETS ASSEMBLED READY TO HANG.

Aladdin Classic Electric Fixtures \$54.50

Complete Set for Eight Room House

ALL FIXTURES
WIRED COMPLETE
WITH SOCKETS
ASSEMBLED
READY TO HANG



No. 2B-1626—Living Room Fixture, \$18.35

This classic design, semi-indirect living room fixture is growing in popularity every day. Length from ceiling to bottom of fixture, 34 inches. Extreme width, 14 inches. Glassware is classic design. Frosted outside.



No. 2B-1628—Chamber Fixture, \$2.25 each

Three of these chamber fixtures furnished with each set. Extend 5 inches. Glassware classic design, frosted outside.



No. 2B-1634—Hall Fixture, each, \$4.35

This classic design, semi-indirect hall fixture has glassware same as all fixtures in this set. Drops 18 inches and has a spread of 8 inches.



No. 2B-1638—Kitchen Fixture, each, \$2.95

Extreme length, 30 inches. Glassware same as balance of set.



No. 2B-1630—Bath Room Fixture, each, \$2.25

Extends 6 inches from wall. Glassware the same as other fixtures in this set.

No. 2B-1634
Boudoir Lamp, each, \$3.65
Solid mahogany base with silk shade of tan, old rose, or old gold color. Height of lamp over all 13 inches



No. 2B-1636—Porch Lantern, \$3.00

This porch lantern is 6x6x8 inches. The extreme drop is 12 inches.



No. 2B-1622
Dining Room Fixture, each, \$12.50

Extreme length, 30 inches. Spread, 14 inches. Classic design, glassware frosted outside.

No. 2B-1636—Classic Ten Piece Set, \$54.50

We can furnish these fixtures in any of the standard finishes, such as Brush Brass, Satin Brass, Antique Copper, etc. But for a handsome appearance and long lived finish, we recommend Break Brass, polished with black.

ALADDIN GAS FIXTURES.

State Whether for Natural or Artificial Gas.

No. 3B-1673—\$2.86
Square Mission

No. 3B-1694—\$2.86
Round Classic

No. 3B-1677 49.30
Spread, 14 in.
Length, 34 in.

No. 3B-1678—\$5.95
3-Light

No. 3B-1675—\$9.12
3-Light

No. 3B-1684—\$0.90
1-Light

Table Lamp

Boudoir Lamp

No. 3B-1677
\$4.65
Green or
White
Shade

No. 3B-1679—\$3.58
Silk Shade
Mirror Lined

No. 3B-1681—\$1.43

No. 3B-1686—\$2.86
Spread, 18 in.
Length, 34 in.

No. 3B-1680
\$1.79

No. 3B-1682—\$5.72
3-Light

No. 3B-1688—\$2.18
Spread, 13 in.
Length, 34 in.

No. 3B-1687
\$1.79

No. 3B-1685
\$2.00

No. 3B-1689
\$1.29

No. 3B-1692—\$7.50
Gas Center Light
3 Electric Outside

No. 3B-1690—\$4.00
2 Inverted Lights

ALL FIXTURES FURNISHED COMPLETE WITH GLASSWARE AS SHOWN

"HOMECRAFT" MISSION DINING ROOM FURNITURE



MISSION PERIOD LATE XIX AND XXTH CENTURY
AS REPRODUCED BY
ALADDIN HOMECRAFT DESIGNERS.

MISSION STYLE FURNITURE will, no doubt, always be popular in this country. The origin of Mission furniture was in the old Missions of Arizona, New Mexico and California. One of the strongest arguments for Mission furniture is its adaptability to nearly any style of decoration. Its strength is another strong point in its favor. Our Mission furniture is made throughout of Oak, and the designs and workmanship are of the very best. The characters are always straight lines, heavy and massive construction. In this suite we offer an extremely attractive design of dining room furniture. Every detail has been worked out and the finished product will please the most fastidious.

The Buffet has a top, 22x45 in. The French plate glass mirror is 10x40. Has two small top drawers, one lined for silver and one large linen drawer at the bottom. The two cupboards are large and sunny, and are fitted with art paneled doors. The hardware used is an example of the intricate Mission type and conforms with the Mission style. This, as well as all the pieces in this set, are finished Fumed oak.

The China Closet is plain Mission type, the style which in China Cabinets gives more available space, for holding and displaying china and cut glass, than any other style. The cabinet is 20 in. wide, 14 in. deep, 50 in. high. The glass in the cups are 8x40 in. each. Glass in the doors, 14x40 in. each. The hardware matches that used on balance of the furniture. Weight, 145 lbs.

The Table like the balance of the pieces in this suite, is Mission pattern. This is one of our most popular designs in dining room tables. The top is 42 in. in diameter. Has heavy 4-qt/ feet, 2 1/2 in. wide. Extends 6 ft. with solid pedestal. Described elsewhere as our No. 4A-262. Weight, 365 lbs.

The Serving Table This piece, being somewhat of a novelty, is not included in the suite, as priced below, but can be furnished in the set when so desired by our customers. It is 26 in. wide and 19 in. deep. Has one full length drawer with hardware to match balance of set. Weight, 85 lbs.

The Chairs are made to conform with the balance of the outfit, designed to stand the wear and tear of every day use. Made of quarter-sawn Oak, finished Fumed. The very best Mission chair on the market. Weight, per set of six chairs, 180 lbs.

| | |
|--|----------------|
| No. 4B-810—Buffet, as described, each..... | \$19.75 |
| No. 4B-811—China Closet, as described..... | 15.75 |
| No. 4B-812—Table, as described..... | 14.30 |
| No. 4B-813—Set of 6 chairs, as described..... | 18.50 |
| No. 4B-814—Complete set, including Buffet, China Closet, Table and six chairs..... | \$66.75 |
| Shipping weight, 670 lbs. | \$4.50 |
| No. 4B-815—Serving Table, not included in set..... | |

\$13.50 for this Genuine Imported Tapestry Chair

Regularly Sold for \$18.50



4A-4000—\$13.50

Homecraft Rockers

No. 4A-4000—Beautiful rocker, roomy, comfortable and strong. Upholstered in richly colored tapestry that will match any room settings. Seat is 20 in. square. Spring back 28 in. high. Finished in Fumed Oak. Weight, 70 lbs. Each \$13.50

No. 4A-4001—Same as rocker above, upholstered in Genuine Leather. Each..... \$15.75

No. 4A-4002—Novelty living-room rocker. Very heavy and strong. Low and roomy. Seat measures 21x20 in. Has pillow spring back. Upholstered in imported tapestry. Finished in Golden Oak. Fumed Oak, Early English or Imitation Mahogany. Wt., 85 lbs. Each, \$14.60

No. 4A-4003—Same as above, upholstered in Genuine Leather. Each \$17.85

No. 4A-4004—A beautiful richly upholstered rocker at an exceptionally low price. Upholstered in a beautiful pattern of imported tapestry. All seams in chair are corded. Auto cushion seat, size 21x20 in. Pillow spring back 23 in. high. Finished in Golden Oak, Fumed Oak, Early English or Imitation Mahogany. Wt., 75 lbs. Each, \$14.85

No. 4A-4005—Same as above, upholstered in Genuine Leather. Each \$19.10

No. 4A-4010—Wide pillow back with deep auto cushion seat; richly designed Imported Tapestry for upholstery. Seat measures 21x20 in.; back is 28 in. high. Finished in Golden or Fumed Oak, Early English or Imitation Mahogany. Shipped knocked down, weight about 85 lbs. Each..... \$13.50

No. 4A-4011—Rocker, same as above, uphol. in Genuine Leather. Each, \$17.10

On account of the unsettled condition of the market, it is impossible to guarantee exact pattern of tapestry. We will, however, always substitute as near as possible, in color and pattern.



4A-4002—\$14.60



4A-4004—\$14.85



4A-4005—\$17.85



4A-4006—\$15.00

No. 4A-4005—Solid and massive throat. Auto seat measures 21x20 in. Pillow spring back 29 in. high. Comes in Genuine Leather. Finished in Fumed Oak. Shipping weight, 100 lbs. Each \$17.85

No. 4A-4006—Rocker, same as above, upholstered in Genuine Imported Tapestry. Each \$13.75

No. 4A-4006—Jacobean period rocker at a remarkable price. Auto cushion seat measures 20x18 in. Back is 24 in. high. Case panel in back and sides as shown. Fumed and Jacobean finishes. Shipping weight approximately 80 lbs. Each \$15.00

No. 4A-4007—Rocker, same as above, upholstered in Genuine Leather. Each..... \$16.10



4A-4010—\$13.50

— HOME CRAFT DINING ROOM FURNITURE —



JACOBAN PERIOD XVIII CENTURY

AS REPRODUCED BY

The Aladdin "Homcraft" Designers, Bay City, Mich.

THE MASSIVE APPEARANCE coupled with the ornamentally turned legs and carved feet of Jacobean Period furniture lend a charm which is truly artistic. Added to this is the true worth, strength, comfort and, naturally, long life of this type of furniture which in all makes a combination worthy of your notice. The Aladdin designers have reproduced a true Jacobean Period Suite in this, at a wonderfully low price.

The Buffet has a main top 24 in. wide and 48 in. long. A bevel French plate glass mirror, 8 x 40 in., and stands 27 in. high; is equipped with four drawers and two cupboards. The cupboards have ornamental paneled doors. The hardware used is especially made for Jacobean Period furniture and is an exact reproduction of hardware used during that period.

The China Cabinet has a main top 18 x 42 in., and stands 62 in. high. Has a full glass front and two glass side windows, and has a French plate glass mirror above the top shelf.

The Dining Table has a 32 in. top. Opens to 8 ft. long. The pedestal is 12 in. square with ornamental panel sides.

The platform is 30 in. square. The four spiral twisted legs with turned feet make an exceptionally rich looking table.

The Serving Table has a top 20 x 21 in., is 42 in. high and has one full width drawer, with two shelves below. The hardware is the same as furnished with the balance of the suite.

The Chairs are made to match the suite. The same ornamental panel being used in the back and the same spiral twisted legs are used. The full set of Chairs consists—two arm chair and six regular diners, all slip seats, and upholstered with regular leather.

Finish The Suite is finished in Jacobean Period Fumed and shipped from factory in Illinois.

| | |
|--|---------|
| No. 4B-1000—Buffet as described | \$29.50 |
| No. 4B-1002—China Cabinet as described. Each | 24.75 |
| No. 4B-1004—Dining Table as described. Each | 32.75 |
| No. 4B-1005—Serving Table as described. Each | 15.00 |
| No. 4B-1006—Dining Chairs as described. Each | 5.75 |
| No. 4B-1008—Arm Chair as described. Each | 8.50 |

This suite made of Quarter Sawn White Oak

SHERATON DINING ROOM SUITE \$80⁷⁵ *Nine Pieces*



Sheraton Period
 Dining Room Suite
 As Reproduced by ALADDIN Homecraft Designers

WHEN decorating and furnishing your Dining Room, no better selection could be made than white enamel wood work, mahogany stained doors and mahogany furniture. In selecting the furniture, no better type could be had than originally designed and produced by Sheraton, who, in constructional principle always affected the straight lines. The suite illustrated on this page is a true reproduction of some of his best types.

The designer is often asked if it is not possible today to originate a style that would compare favorably with the period furniture of the past. This question is answered by the suite shown on this page. We are offering furniture as correct in design and as perfect in workmanship as that produced in Europe, and better still, we have studied the art of adapting the harmonious designs of the most famous periods to modern requirements, building the article according to modern methods of construction. The suite described in detail as follows:

The Buffet is 21 inches deep, 50 inches long and is fitted with a level plate mirror 12x50 inches, this being supported at each end by turned posts. Two small silver drawers, one on each side, with chest beneath, and three long linen drawers give ample space for articles ordinarily kept in the buffet.

The China Closet is 61 inches high, 17 inches deep and 29 inches wide. Has three adjustable shelves. Has one 14x29 inch glass in each end.

The Serving Table is 19 inches deep and 38 inches wide. Has one full length drawer with a full length shelf beneath.

The Dining Table has a 48 inch round top and extends to 6 feet long. A pedestal in the center is supported by a built-up platform footing.

The Dining Chairs are of true Sheraton type with spindle back and slip seat. The seat is upholstered in Genuine Leather.

| | |
|---|----------------|
| No. 4B-5001—Buffet. Weight, 210 lbs. | \$24.00 |
| No. 4B-5003—China Cabinet. Weight, 160 lbs. | 18.10 |
| No. 4B-5005—Dining Table. Weight, 180 lbs. | 23.00 |
| No. 4B-5007—Dining Chair. Weight, 14 lbs. each. (6 furnished with suite, \$3.15 each) | 18.90 |
| No. 4B-5009—Nine Piece Suite, described above | \$80.75 |
| No. 4B-5010—Serving Table. (Weight, 90 lbs.) Extra | \$10.15 |
| No. 4B-5012—Arm Chair, as shown. Extra | 5.95 |

Sheraton Dining Room Suite \$89⁵⁰



Sheraton Period Late XVIII Century Dining Room Suite

Reproduced by ALADDIN HOMECRAFT DESIGNERS

THIS STYLE OF FURNITURE was conceived during the late eighteenth century by Thomas Sheraton, who was perhaps the last of the great English designers who have left their names as originators of types of furniture which have become permanent works of art.

Our "Homecraft" designers, in adopting this Sheraton style to modern-day requirements, have followed the great originator very closely. Have eliminated entirely the curved lines which have been used in types of furniture called Sheraton style. In fact, this Aladdin Sheraton dining room suite retains only the simple, artistic straight lines of the original Sheraton.

A simple design of this kind is just as much in style to-day as it was one hundred years ago, and in ten, twenty, or one hundred years from now it will be still as popular, and with ordinary care can be perfectly good.

The suite is complete, consisting of the buffet, china closet, table, serving table and chairs.

The Buffet is a most artistic and attractive conception. The main top is 27 1/2 x 54 in., the bevel French plate glass mirror, 10 x 46 in. It has eight legs tapering to the bottom, with square feet, three large drawers (two lined for silver) through the center, and two many cupboards with glass doors, one at each end. The end panels are beautifully finished and the whole piece is a work of art.

The hardware is something different than usually found in medium-priced furniture. A rich, dull mahogany finish adds greatly to the appearance of this set.

The China Closet is an exact match—design, material, and finish—for the buffet. The graceful but simple lines will appeal when you consider that one hundred years from now this set will be just as fit to use. The main top is 17 x 29 in. The glass in doors is 14 x 42 in. and in the side 10 x 42 in. The cabinet is furnished with three adjustable shelves, and it is 64 in. high. Finished in dull mahogany.

The Chairs are designed to conform with the balancedness of the dining room furniture. Finished in mahogany, equipped with a slip seat, covered with genuine leather. "Homecraft" construction throughout.

The Extension Table is simple, yet very artistic. It has six legs as shown, the two center ones being connected. The table top extends very slightly over the apron, thus adding to the attractiveness. The main top is 48 in. in diameter and extends to 6 ft. long. Finished in dull mahogany.

The Serving Table While serving tables are not so much in demand as they were some years ago, yet those are many who wish an article of furniture, yet there are few for a perfectly appointed dining room one is really necessary. This one has a basin top 19 x 28 in., and is furnished with full length drawer, lower shelf, and low back as shown. Finished in dull mahogany only.

The whole suite is well appointed, rich, simple, and tastefully appearing, and will be a source of pleasure as long as used. Finished in dull mahogany only, and shipped from factory in Wisconsin.

| | |
|---|----------------|
| No. 42-1800—Buffet as shown, weight 225 lbs., price..... | \$29.50 |
| No. 42-1802—Buffet, with low back in place of mirror..... | \$4.50 |
| No. 42-1804—China Closet as shown, weight 195 lbs..... | 17.50 |
| No. 42-1806—4 ft. Extension Table as shown, weight, 185 lbs..... | 16.50 |
| No. 42-1810—Chairs (6 as shown, \$4.83 each)..... | 28.75 |
| No. 42-1812—Dining Room Suite, consisting of one buffet with mirror as shown, one china closet, one extension table and six chairs..... | \$89.50 |
| No. 42-1808—Serving Table as shown, weight 85 lbs..... | \$8.50 |

JACOBEOAN DINING ROOM SUITE \$95⁰⁰ Complete Suite Ten Pieces



JACOBEOAN PERIOD DINING ROOM SUITE

Reproduced by ALADDIN HOMECRAFT DESIGNERS

JACOBEOAN FURNITURE holds for the average American an association with Colonial romance, as it was among the first that was brought to this country and therefore, was probably the first furniture to be laboriously copied by the Colonial cabinet maker.

We have to a great extent done away with large audience chambers and great hall and vaulted bed chambers, popular in Colonial days, but we do have many homes that make ideal settings for just such pieces, as we show here.

In this Jacobean dining room suite, we show a modernized suite, not cumberingly massive, but withal a true type. The spiral legs, low relief carvings and Colonial hardware all accentuate this type.

The suite consists of ten pieces, described in detail as follows:

The Buffet has a main top 21x48 in., fitted with a 10x40 in. bevel plate glass mirror, back of mirror being supported by two spiral turned posts, one at each end. The body is fitted with two short and one full length drawer, and two cupboards, one of these at each end. The hardware is very attractive, being true to this type of furniture. Weight, 190 lbs.

The China Cabinet top is 15x20 in., is 62 in. high and has a panel back, mirror back above top shelf is 10x20 in. Can be furnished with glass shelves for \$1.75 each, extra. Weight, 160 lbs.

The Serving Table has a main top 19x28 in., one drawer for linen, silverware, etc., a shelf below, this adds convenience. Weight, 100 lbs.

The Dining Table has a main top 48 in. in diameter and extends to 6 ft. long. The top is supported on 6 spiral turned legs on posts, with turned spreaders. Weight, 215 lbs.

The Dining Chairs are made as an exact match to the balance of the suite. Furnished with a slip seat, upholstered in Spanish leather. The back is attractively designed and adds dignity to the general appearance of the suite. Weight, 12 lbs. each.

The Finish This suite is regularly finished in Jacobean finish, but can be finished in Fumed Oak. The finishing is beautifully done by experts in this line. The suite is sent out wrapped and crated, prices being F. O. B. cars factory near Chicago.

| | | |
|---|-------|----------------|
| No. 4B-1700—Buffet as described, weight 190 lbs. | | \$22.50 |
| No. 4B-1701—Dining Table as described, weight 215 lbs. | | 22.00 |
| No. 4B-1702—Serving Table as described, weight 100 lbs. | | 10.00 |
| No. 4B-1703—The China Cabinet as described, weight 160 lbs. | | 20.00 |
| No. 4B-1704—Chairs (6 at \$3.75 each) | | 22.50 |
| No. 4B-1710—The suite consisting of Buffet, Dining Table, Serving Table, China Cabinet and Six Chairs | | \$95.00 |

If the Suite is wanted without Serving Table, deduct \$10.00, making the price \$85.00.

WILLIAM AND MARY PERIOD \$ 89⁵⁰ DINING ROOM SUITE - NINE PIECES



William & Mary Period
Dining Room Suite
As Reproduced by ALADDIN Homecraft Designers

THE suite shown on this page is a striking example of the William and Mary period furniture. The original design being produced in the Seventeenth Century.

The combination name given to this furniture was in honor of the rulers of the two countries from which the combination was made. That is, it typifies distinctive points of both Old English and Dutch furniture most popular in the Seventeenth Century. The name was for Mary, Queen of England and her Dutch husband, William of Orange.

The suite as quoted at \$89.50 consists of Buffet, China Cabinet, Dining Table and Six straight back Chairs. The Serving Table and Arm Chair as shown in the cut being extra.

All of these pieces are made of figured Quarter Sawn Oak. The suite can be furnished in Fumed, Early English or Golden Oak finish.

The different pieces are described as follows:

The Buffet has a main top of 23x29 inches, is fitted with a bevel plate glass mirror 16x28 inches. Height over all is 37 inches. The main shelf above the mirror is supported by two turned posts, one at either end. The body is fitted with one long full length drawer and two smaller drawers for linen or silver. Also two cupboards with ornamental paneled doors. Weight is about 180 pounds.

The China Cabinet top is 18x49 inches, height over all is 68 inches. This is an especially attractive piece, having three turned legs in front as shown in this picture. General appearance being very attractive. Weight, 180 pounds.

The Serving Table has a main top 20x28 inches, is 41 inches high. Has one long full length drawer for linen or silver and a full length shelf underneath which adds greatly to the convenience. Weight about 90 pounds.

The Dining Table has a main top 48 inches in diameter, can be extended 6 feet. The legs at the largest part of the turning are 4 1/2 inches in diameter, the stretchers are 1 5/8x2 1/4 inches. Six very ornamental legs support this table, making it one of the most attractive which we show.

The Chairs are made an exact match of the balance of this suite, having genuine leather slip seats. The front legs or posts being turned to match those of the balance of the suite. The weight being about 12 pounds each.

The whole suite can be finished in Fumed, Early English or Golden Oak. Fumed being the practical finish for this type of furniture, as it typifies the period in which the original design was brought out.

This suite when sent out by us is well crated and we guarantee safe arrival. The prices quoted below are F. O. B. cars, factory in Indiana.

| | |
|---|----------------|
| No. 4B-5020—Buffet..... | \$28.25 |
| No. 4B-5022—China Cabinet..... | 21.00 |
| No. 4B-5024—Dining Table..... | 20.25 |
| No. 4B-5026—Dining Chairs, each..... | 3.75 |
| (All of the above furnished with this suite.) | |
| No. 4B-5028—Suite consisting of the above pieces described above..... | \$89.50 |
| No. 4B-5030—Arm Chair as shown above, each..... | \$6.50 Extra |
| No. 4B-5032—Serving Table as described above..... | 11.25 Extra |

Homecraft Mission Dining Room Suite \$58⁷⁵



Mission Period

Late XIX and XX Century

As Reproduced by Aladdin Homecraft Designers

THE origin of Mission Furniture was in the old Spanish Missions in Arizona, New Mexico and California. On account of a limited number and variety of tools, this furniture was of necessity, plain in design and by the same token was sturdy and strong in appearance. There is no question but what Mission Period furniture will always be popular, as it is strong, attractive, and lends itself to nearly any surrounding.

Our "Homecraft" designers have marked out a true copy of original Mission furniture in this dining room suite.

THE BUFFET has a main top 22x45 inches, stands 54 inches high over all and has a French Bevel plate mirror, 10x40 inches. Has one full width linen drawer, two small drawers, one of which is for silver and has two cupboard compartments with paneled doors.

THE CHINA CABINET has a main top 15x 23 inches, and stands 57 inches high over all. Has a full width plate glass mirror back of the top shelf. The glass in the ends is 8x28 inches on each side and in the doors, 14x40 inches in each. The door knobs or pulls are square and made of Oak.

THE DINING TABLE has a main top 42 inches in diameter, opened to 6 feet and has an 8 inch pedestal. Has solid feet two inches thick. This table is beautifully finished and of true Mission type and one of which any purchaser will be sure to feel proud.

THE SERVING TABLE has a main top 15x 34 inches and stands 35 inches high. Has one full width drawer equipped with two square wood knobs. A beautiful piece of furniture for any dining room.

THE CHAIRS. Six Mission type chairs with solid oak saddle seat are furnished with this suite. The chairs conform in every detail to the balance of the furniture in this suite.

THE SUITE as a whole is strong, sturdy and pleasing to the eye, and we believe will be a source of pleasure to any purchaser. We quote the different pieces separately, as we will sell as few or as many pieces as you wish.

FINISH. Each piece in this group furnished in Golden Oak, Fumed or Early English.

| | |
|--|----------------|
| No. 4A-1520 Buffet, Weight, 135 lbs..... | \$19.00 |
| No. 4A-1522 China Closet, Weight 140 lbs..... | 11.85 |
| No. 4A-1524 Dining Table, Weight 100 lbs..... | 10.95 |
| No. 4A-1526 Servin Table, Weight 80 lbs..... | 6.75 |
| No. 4A-1528 Six Chairs as described, Weight 100 lbs..... | 10.20 |
| No. 4A-1530 Complete Suite as described..... | \$58.75 |

"Homecraft"



Dining Tables

"DESIGNS OF DISTINCTION IN DINING ROOM FURNITURE"

SIMPLICITY OF CONSTRUCTION

That "Homecraft" tables are built for hard service, will be readily understood when the tables are examined. All tables which extend 6 feet are built with an undivided pedestal. All 8 and 10 foot tables with a divided pedestal. The slides are made of clear rock maple and not only do they slide, but they slide smoothly.

STRENGTH OF CONSTRUCTION

The cap which attaches the pedestal to the table is 1 1/2 inch thick. The slides are at least 3 inches longer than those commonly put into dining tables. They are 3 in. thick. The top lock, which locks divides pedestal tables, works with one motion only, and is absolutely certain. Simplicity, strength and quality is the key note in our table factory.



This is one of our most popular designs in Dining room tables. The top is 42 inches in diameter. Has heavy 1-1/2 inch, 2 1/2 inch wide, extends 6 feet with solid pedestal, with top 8 and 10 ft. extension top, the pillar divides. Finished in Fumed Oak unless otherwise ordered. Can be finished Golden Oak or Early English. Shipped from factory near Bay City. Shipping weight, 265 lbs. Catalog No. 4A-292

| Price | Price | Price |
|---------|---------|---------|
| 6 ft. | 8 ft. | 10 ft. |
| \$11.30 | \$18.00 | \$19.95 |



\$8.45

A Solid Oak "Homecraft" table at an exceptionally low price. The pillar is 7 inches in diameter, the table 42 inches in diameter, extends in 6, 8 or 10 feet, has our "Homecraft" Guaranteed Construction. Shipped direct from factory near Bay City. Finished Golden Oak, Fumed Oak or Early English. Shipping weight, 125 pounds.

| Catalog No. | Price 6 ft. | Price 8 ft. | Price 10 ft. |
|-------------|-------------|-------------|--------------|
| 4A-290 | \$8.45 | \$9.90 | \$11.35 |



A beautifully finished "Homecraft" Extension Table. It would be impossible to build a better table than this. The pillar is 8 inches in diameter, non-dividing for 8 ft. extension, dividing for 8 and 10 ft. extension. The top is polished quarter-sawn oak. Balance plain solid oak. Top is 48 in. in diameter, shipped from factory near Bay City, Wt., 190 lbs. Finished Golden or Fumed Oak.

| Catalog No. | Price 6 ft. | Price 8 ft. | Price 10 ft. |
|-------------|-------------|-------------|--------------|
| 4A-291 | \$14.95 | \$18.75 | \$26.00 |



A solid oak "Homecraft" diner in the more ornamental design which has proved very popular for several years past. A better proportioned or more attractive design would not be built. The top is 42 in. in diameter. Pillar 8 in. in diameter. Heavy claw feet, 2 1/2 in. thick. Each leg ornamented with a lion's head. Shipping weight, 150 lbs. Finished in Golden Oak, Fumed or Early English.

| Catalog No. | Price 6 ft. | Price 8 ft. | Price 10 ft. |
|-------------|-------------|-------------|--------------|
| 4A-298 | \$13.50 | \$17.00 | \$19.45 |



This is our best solid oak dining table, and one of which we are justly proud. Our "Homecraft" designers have brought out a table in this, which we believe will meet with universal approval. The pillar is octagon, 12 in. in diameter, the top 48 inches in diameter. Legs are 3 in. wide. Always finished in Fumed unless otherwise specified. Shipped from factory near Bay City. Weight 265 pounds.

| Catalog No. | Price 6 ft. | Price 8 ft. | Price 10 ft. |
|-------------|-------------|-------------|--------------|
| 4A-210 | \$21.95 | \$26.35 | \$28.85 |

A "mission" design dining table. Built on 1893 "Homecraft" lines. Top is 48 in. in diameter. Pedestal is octagon, 8 in. in diameter. The feet are three ply, built up 2 1/2 in. thick. Non dividing pedestal is 6 ft. extension. Always finished in fumed oak unless otherwise ordered. Shipping weight, 165 pounds.

| Catalog No. | Price 6 ft. | Price 8 ft. | Price 10 ft. |
|-------------|-------------|-------------|--------------|
| 4A-296 | \$17.70 | \$21.45 | \$23.60 |

Homcraft DINING ROOM CHAIRS

ALL WOOD CHAIR



An inexpensive kitchen or dining room chair, made of solid Hardwood throughout. Five, turned and fluted spindles in back, seat, hollowed out into useful effect. Finished Golden Oak Glaze. The construction of this chair is the same as the higher priced chairs. The back is good, in fact, it is a high grade, low-price chair. Dining Room or Kitchen Chair. Shipped from factory near Bay City.

4A-1488—Chair \$1.20
Each.....
Set of 6 chairs, \$7.00

PAD SEAT CHAIR



Designed to meet the demand for a really high grade article at a reasonable price.

This leather pad seat chair with mortised and tenon back has met with universal approval. Most schools of this type have been sold thru any other style. The usual retail price being about \$7.75 each. Finished Golden Oak Glaze. Shipped from factory near Bay City or Eastern factory.

4A-1481—Chair \$2.40
Each.....
Set of 6 chairs, \$14.10

SADDLE SEAT



This saddle seat Solid Oak Chair has been very popular, it is well made throughout, has Plain Oak bottom and Quartered Oak top. The very best low priced chair on the market. Usual retail price, \$2.00 each. Finished Golden Oak, unless otherwise specified. Plain saddle seat chairs you stand exceptionally hard usage, and are adapted to families with children. From factory near Bay City.

4A-1482—Chair \$2.20
Each.....
Set of 6 chairs, \$12.75

MISSION PAD SEAT



One of the most handsome that we have. Strong and substantial, made of Quartered Oak throughout with genuine leather slip seat. This chair is a splendid addition will be a credit to your dining room. Shipped from factory, near Bay City or Eastern factory.

4A-1484—Chair \$2.95
Each.....
Set of 6 chairs, \$17.50

COLONIAL PAD SEAT



Here is a chair that is a credit to the Homcraft line. A universal favorite, designed to stand the wear and tear of everyday use.

Made of Quartered Oak with genuine leather slip seat. Finished in Golden Oak unless otherwise specified. Shipped from factory near Bay City or Eastern factory.

4A-1486—Chair \$3.15
Each.....
Per set of 6 chairs, \$18.90

OUR SLIP SEAT LEADER



This true Colonial type Homcraft Chair is an exceptional bargain, and one of which we are truly proud. Made throughout of Quartered Oak. Finished Golden Oak unless otherwise ordered. Pad seat is made of genuine leather. Black only. Shipped from factory near Bay City or Eastern factory.

4A-1488—Chair \$2.90
Each.....
Set of 6 chairs, \$16.35

ANOTHER SLIP SEAT LEADER



A beautifully designed and well proportioned chair of a type which will fit in very well with any style furniture which you have in your home. The attractive lines and perfect finish that we give this line of furniture, even sets, are appreciated when you see the furniture.

4A-1480—Chair \$3.40
Each.....
Per set of 6 chairs, \$18.50

OUR BEST BARGAIN



A fine sturdy built chair, built on straight lines. Has a slip seat upholstered in either Black or Spanish leather and finished Golden Oak, polished or Painted Oak. Shipped direct from our chair factory near Bay City, Michigan, as are all of our dining chairs.

4A-1562—Chair \$3.75
Each.....
Per set of 6 chairs, \$21.75

ALL UPHOLSTERING OF CHAIRS ON THIS PAGE IS GENUINE LEATHER.

Homcraft DINING ROOM CHAIRS

COLONIAL PERIOD



In this pure Colonial style our Homcraft designers have produced a masterpiece. It is certainly a beauty in every line and well for less than is usually asked for a much inferior article. Has genuine leather slip seat. Finished in Mahogany or Oak. Shipped from factory near Bay City or eastern factory.

4A-1224—Chair, **\$3.95**
Each
Per set of 6 chairs, \$22.00



Colonial type arm chair to match diner No. 4A-1224. This chair is very attractive in appearance and is well built. The arms giving a touch of luxury and ease to the sitter. The price is so little over that of the straight chair that one can hardly expect to leave one of these out of the set.

4A-1226—Arm chair, **\$7.25**
Each

JACOBAN PERIOD



A splendid example of Jacobean Period furniture is offered in this diner. Strong, sturdy and extremely well proportioned. Made of Quartered Oak throughout. Fin's back Finned, Spanish or Black genuine leather and in upholstery. Equipped with a slip seat.

4A-1228—Chair, **\$4.00**
Each



Jacobean Period arm chair to match diner No. 4A-1228. Particular attention is called to the well balanced appearance the arms give this chair. The spiral twisted arm supports and spiral twisted legs, turned feet and flat paneled back all being features found in true Jacobean Period chairs.

4A-1248—Arm chair, Each, **\$7.50**

MISSION DINERS



Truly Mission in every line, this type of furniture was originated in our own country, having been used in old Spanish Missions in Southern California and New Mexico. The strong, substantial appearance and especially the long life of this type of furniture all add to the popularity of same. Slip seat, Black or Spanish leather.

4A-1242—Chair, **\$2.95**
Each



A dining room is never so cozy and attractive as when one or more Arm chairs help to make up the finishing. Of Mission type furniture, this is especially so. In this Arm chair we offer a big chair for a small price. Finished Finned or Early English. Black or Spanish Leather.

4A-1244—Arm chair, Each, **\$5.95**

SHERATON PERIOD



This picture cannot show the graceful lines and beautiful finish of our Sheraton dining chair. The tapering legs, broad panel, and beautiful finish, all add to the attractive appearance. We do not claim the lowest priced line of dining chairs, but we know that better dining chairs were never made. Slip seat, Black or Spanish Leather.

4A-1246—Chair, **\$3.45**
Each



An arm chair to match our Sheraton diner described under No. 4A-1246, with all of the graceful lines and attractive appearance of the regular Sheraton diner, and while an arm chair is not truly a part of a Sheraton period dining room suite, as in some other styles, still they are used by many and in this we offer a low priced high quality diner with arms.

4A-1248—Arm chair, Each, **\$6.85**

ALL UPHOLSTERING OF CHAIRS ON THIS PAGE IS GENUINE LEATHER.

North American Construction Company, Bay City, Michigan

HOMECRAFT BED ROOM FURNITURE



Sheraton Period
AS REPRODUCED BY
Aladdin Homecraft Designers

A fine example of the intricate elegance of Sheraton art. This modernized suite retains all of the straight lines and simple elegance which was characteristic of this period. Neatness, refinement and grace always prevailed in Sheraton products.

We call particular attention to the Vanity Case (combined Dresser and Dressing Table). This being a very popular piece for large bed rooms. It has an 18x49 inch top, one 18x10 inch and two 10x28 inch bevel plate glass mirrors. Weight, 205 lbs.

An exceptional value and our one wish is that you could see this magnificent suite with your own eyes. It is truly a work of art and while it may seem a trifle expensive, we know positively that the price is at least fifty dollars less than the average dealer would ask for the same outfit.

The quality and workmanship are absolutely first class down to the most minute detail and if you are desirous of purchasing a really high grade article, you certainly need look no further.

Made either in Birds-eye Maple, Polished; Brown Birds-eye Maple, Dull Finish; or Mahogany, Dull Finish.

Bed: 53 in. high, 54 in. wide.


Dresser: Top 22 by 42 in., bevel plate mirror 24 by 30 in.

Chiffonier: Top 20 by 34 in., bevel plate mirror 16 by 20 in.

Have cane panels as shown.

| | | | |
|--------------------------------------|---------|--|---------|
| 4A-746—Bed as described | \$24.50 | 4A-745—Dressing Table, as described..... | \$35.00 |
| 4A-741—Dresser as described | 35.50 | 4A-746—Chair | 7.25 |
| 4A-742—Chiffonier as described | 24.00 | 4A-747—Rocker | 7.85 |

MECRAFT MISSION BUNGALOW STYLE FURNITURE



MISSION PERIOD BUNGALOW STYLE

AS REPRODUCED BY

"Aladdin Homecraft" Designers, Bay City, Michigan.

This group shows the different pieces that match to make up suites. Every article is described and priced separately. Combinations of as few or as many pieces as you may desire can be made up. We describe and price these articles in rotation as they appear in the cut. From the left to right hand.

THE PRINCESS DRESSER has a main top 21x44 inches, stands 76 inches high and has a French bevel plate glass mirror 18x46 inches. Has one full width drawer and two small drawers. Quarter Sawn Oak top, balance plain Oak. Finished Golden Oak, Fumed or Early English. Weight 150 lbs.

THE WASH STAND or Commode has a main top 21x34 inches. Has one full width drawer and a full width cupboard or compartment below with two paneled Oak doors. Finished Golden Oak, Fumed or Early English. Weight, 165 lbs.

THE BED. This truly Bungalow style, Mission period bed is 54 inches high and 4 ft. 6 in. wide. Has 9 spindles in both head and foot. Is beautifully finished throughout. A more sanitary and inviting appearing bed could not be imagined. Finished Golden Oak, Fumed or Early English. Weight, 125 lbs.

THE CHIFFONIER has a quarter sawed Oak main top 20x36 in. The height over all is 60 inches. Has a French bevel plate glass mirror 14x16 inches. The chiffonier has four full width and two small drawers. All drawers fitted with two square wood knobs or pulls, and each drawer fitted with lock. Finished Golden Oak, Fumed or Early English. Weight, 165 lbs.

THE DRESSER has a quarter sawed Oak main top 23x44 inches. The height over all is 70 inches. Fitted with a French bevel plate glass mirror 24x30 inches. Has two full width and two one half width drawers. Each drawer being fitted with two square wood knobs or pulls and a drawer lock. Finished in Golden Oak, Fumed or Early English. Weight, 170 lbs.

THE DRESSING TABLE has a quarter sawed Oak main top which is 20x36 inches. The height over all is 60 inches. Fitted with a French Bevel plate glass mirror 16x24 inches. Has one full width drawer with two square wood knobs or pulls. Finished Golden Oak, Fumed or Early English. Weight 100 lbs.

THE STOOL has a quarter sawed Oak top which is 12x18 inches. The height is 15 inches. Finished Golden Oak, Fumed or Early English. Weight 28 lbs.

KINDLY STATE FINISH PREFERRED WHEN ORDERING.

| | |
|---------------------------------------|---------|
| No. 4A-1500—Princess Dresser | \$16.50 |
| No. 4A-1502—Washstand or Commode..... | 8.10 |
| No. 4A-1504—Bed | 9.50 |
| No. 4A-1506—Chiffonier | 15.75 |
| No. 4A-1508—Dresser | 17.95 |
| No. 4A-1600—Dressing Table | 11.25 |
| No. 4A-1602—Stool | 3.25 |

"HOMECRAFT" VENETIAN WHITE BEDROOM FURNITURE



VENETIAN WHITE FURNITURE AS REPRODUCED BY

The Aladdin "Homecraft" Designers, Bay City, Mich.

THE BED is 53 inches high, 54 inches wide, has spindle type head and foot, each containing 16 square wood spindles or rods. The legs taper to the bottom and have turned tops made of Maple, enamelled with seven coats of special Venetian enamel. Weight, 116 lbs.

THE DRESSER has a main top 21x42 inches, is 62 inches high over all and has a French bevel plate glass mirror 24x30 inches. Has two full width drawers and two narrow drawers. Made of Maple, finished with seven coats of white Venetian enamel. Weight, 170 lbs.

THE PRINCESS DRESSER has a main top 21x36 inches, is 67 inches high over all and has a French bevel plate mirror 18x30 inches. Has one full width and two small drawers. Is made of clear Maple, finished with seven coats of white Venetian enamel. Weight, 150 lbs.

THE CHIFFONIER has a main top 21x34 inches, is 66 inches high over all and has a French bevel plate mirror 14x24 inches. Has four full width and two small drawers. Finished White enamel with seven coats of Special Venetian Enamel. Weight, 156 lbs.

THE DRESSING TABLE has a main top 29x30 inches, height over all is 57 inches. Has a French bevel plate glass mirror 16x24 inches. Has one full width drawer. Made of clear Maple. Finished with seven coats of White Venetian enamel. Weight, 25 lbs.

THE STOOL, which has become an important factor in bedroom furniture, has a top 14 inches square and is 17 inches high. Made of Maple and Finished white, the same as the balance of the suite.

THE CHEVAL MIRROR is 67 inches high and has a French bevel plate glass mirror 24x24 inches. Frame and Woodwork of Clear Maple. Finished with seven coats of White Venetian enamel. Weight, 70 lbs.

THE SOMNOE has a top 16x18 inches and is 25 inches high. Has one cupboard or compartment as shown with plain slab door. Made of clear Maple and Finished with seven coats of White Venetian enamel.

THE CHAIR has a seat 17x16 inches. Seat being made of woven cane. The chair has a spindle back and tapered legs, making a very neat Chamber Chair. Finished as is the balance of the suite, in White Venetian enamel.

THE ROCKER has an open cube seat 17x16 inches. A spindle back and tapered legs. Finished in pure White Venetian enamel.

This group shows the different pieces that match to make up suites. Every article is listed separately. Combinations may be made up of just as few or just as many pieces as you wish, and all of them match perfectly in design and finish. Shipped direct from the factory in Southern Indiana.

| | |
|--|-------|
| No. 4A-1570—Bed as described..... | 84.50 |
| No. 4A-1571—Dresser as described..... | 18.20 |
| No. 4A-1574—Princess Dresser as described..... | 18.20 |
| No. 4A-1576—Chiffonier as described..... | 18.80 |
| No. 4A-1578—Dressing Table as described..... | 12.25 |
| No. 4A-1580—Stool as described..... | 3.25 |
| No. 4A-1582—Cheval Mirror as described..... | 16.75 |
| No. 4A-1584—Somnoe as described..... | 7.25 |
| No. 4A-1586—Chair as described..... | 4.15 |
| No. 4A-1588—Rocker as described..... | 4.95 |

HOMECRAFT FOUR ROOM FURNITURE OUTFIT

William and Mary
PERIOD
Living Room **22** PIECES \$169⁰⁰ — *Post Colonial*
PERIOD
Bed Room

\$27⁵⁰ for this 5 piece *William and Mary*
Living Room Suite



William and Mary
XVI Century

As Represented by the Author-General Designer

The Living Room Suite shown here consists of the five-piece suite priced and described on the inside front cover of this book. Upholstered in Imitation Leather and described as our No. 4A-1810, \$27.50.

Samples of the upholstering material will be mailed to you upon request. If preferred we can send Jacobean Suite No. 4A-1822 in place of this at the same price.

This ten-piece Dining Room Suite is shown and described on page 39 of this book and consists of one Buffet, one China Closet, one Dining Table, one Serving Table and six chairs. All fully described on page 39. For deduction of any piece which you may not need, subtract the catalog price of such article from the price of this complete outfit.
No. 4A-1530—10-Piece Dining Room Suite \$55.75

Homecraft Mission Dining Room Suite \$58⁷⁵



Mission Period

Late XIX and XX Century

As Represented by Author-General Designer

\$58⁵⁰ FOR THIS FOUR PIECE
POST COLONIAL
BED ROOM SUITE.



Post Colonial Period

XVII and XVIII Century

As Represented by Author-General Designer

The Post Colonial Bedroom Suite shown here is priced and described fully on the fly leaf opposite page one in this catalog and consists of the four pieces as shown, Dresser, Bed, Chiffonier and Dressing Table, all finished dull mahogany. A beautifully designed suite and one worthy of a place in any home.

No. 4A-1838—Bedroom Suite. \$58.50

The Kitchen outfit shown on this page consists of Kitchen Cabinet No. 2A-1895 shown on page 116 of this catalog. The Range is No. 4A-1130 shown on page 109 of this catalog and the Chair No. 4A-1550 shown on page 44. All pieces in the suite are guaranteed to be exactly as described and satisfactory in every way.

\$28³⁵ FOR THIS THREE PIECE KITCHEN SET



No. 4A-2697—22 pieces described above \$169.00

Homecraft Modernized Period Furniture Beautifully Designed Bedroom Suite



4A-2301



4A-2303



4A-2305



4A-2307



4A-2309



4A-2311



4A-2313



4A-2315



4A-2317

During the past few years, there has been a great advancement in all that concerns home furnishings. No better example of this could be had than the suite shown on this page, compared with a suite, similar in price, sold 10 or 15 years ago. The suite illustrated on this page is designed in exact pattern of some of the best type of the Louis XV Period.

About 10 or 15 years ago, the furniture was designed or rather made without regard to harmony; that is a bed, dresser, chiffonier, etc., were considered in suite, as long as the finish was nearly the same. Today the furnishings for any room should be the same even to the chair, etc.

This suite described in detail as follows:

- No. 4A-2301—Bed 4 ft. 6 in., or 3 ft. 3 in. wide, Weight 340 lbs.\$23.00
- No. 4A-2303—Writing Table, 19x26 in. top, with two 8x22 in. and one 16x24 inch bevel plate mirrors, side mirrors adjustable. Weight 125 lb.\$23.90
- No. 4A-2305—Dresser, Top 21x42 in. A 24x20 inch bevel plate glass mirror, two full width drawers, one center drawer and two small side drawers at top. Weight 200 lb.\$24.95
- No. 4A-2307—Chiffonier with mirror, Top 19x22 in. Mirror 16x20 in. Bevel plate. Four full width and three small drawers. Weight 175 lbs.\$21.45
- No. 4A-2309—Chiffonier without mirror, Weight 150 lbs.\$17.15
- No. 4A-2311—Writing Table, 19x28 in. top. Case panel in back, two small drawers above table and one large and two small ones beneath. Weight 135 lbs.\$17.65
- No. 4A-2313—Bench, 18x19 in. top. Case seat. Weight 23 lbs.\$4.95
- No. 4A-2315—Chair, Case seat. Weight 25 lbs.\$7.15
- No. 4A-2317—Rocket, Case seat. Weight 30 lbs.\$7.90

Finishes The standard finish is Antique Mahogany Dull, and will always be furnished unless otherwise requested. We can upon request finish this suite in American Walnut Dull or Black-eye Maple Polished.

OLD IVORY BED ROOM FURNITURE



4B-1860



4B-1860



4B-1862



4B-1862



4B-1864

All the furniture shown on this page is made of clear Maple and finished in Old Ivory. The carvings are darkened with Gold Dust, thus eliminating the danger of dust and dirt collecting and showing.

Pieces described in detail as follows:

No. 4B-1860—Bed, 4 ft. 6 in. or 3 ft. 3 in. wide, 53 in. high; weight, 125 lbs. . . . \$14.75

No. 4B-1862—Dresser, 20x40 in. top, beveled plate mirror, 22x28 in.; weight, 125 lbs. \$18.50

No. 4B-1864—Dressing Table, 39x28 in. top, two 8x18 in. and one 14x24 in. beveled plate mirrors; weight, 130 lbs. \$19.10

No. 4B-1866—Chiffonier, 29x32 in. top, 36x20 in. beveled plate glass mirror; weight, 110 lbs. \$17.00

No. 4B-1868—Snooze, 14x10 in. top; weight, 45 lbs. \$5.00

No. 4B-1870—Night Stand, 14x14 in. top; weight, 25 lbs. \$2.85

The suite described on the right hand side of the page described in detail, is as follows:

No. 4B-1880—Bed, either 4 ft. 6 in. or 3 ft. 3 in. wide, 54 in. high; weight, 131 lbs. \$25.75

No. 4B-1882—Dresser, 22x43 in. top, 24x20 in. beveled plate mirror; weight, 200 lbs. \$25.95

No. 4B-1884—Dressing Table, 21x41 in. top, two 10x20, one 16x24 in. beveled plate mirror; weight, 135 lbs. \$25.60

No. 4B-1886—Stool or Bench, 34x20 in. top, cane seat; weight, 20 lbs. \$4.95

No. 4B-1888—Chiffonier, 21x31 in. top, 18x20 in. beveled plate glass mirror; weight, 120 lbs. \$26.75

No. 4B-1890—Rockers, cane seat; weight, 22 lbs. \$5.50

No. 4B-1892—Bed room chair, cane seat; weight, 30 lbs. \$7.75



4B-1882



4B-1884



4B-1888



4B-1864



4B-1886

4B-1890

4B-1890

4B-1892

Mahogany Bed Room Furniture



A Beautiful Mahogany Suite at a Low Price

CHEAP furniture is always expensive furniture, therefore, we have persisted in not listing any cheap furniture. We have listed a great number of low priced pieces, this suite being made up of a number of these. Mahogany (not merely Mahogany finish) but real Mahogany, and made into dainty shapes. Every piece is well proportioned and beautifully finished. Described in detail as follows:

The Writing Desk 17x50 in. top with one full length drawer. Weight, 57 lbs.

The Bed Either 4 ft. 6 in. or 3 ft. 3 in. wide; 43 in. high at top. Weight, 110 lbs.

The Dressing Table top is 17x50 in., with one full length drawer. Bevel plate glass mirror, 14x24 in. Weight, 80 lbs.

The Dresser has a main top 19x28 in., with two small and two full width drawers. A bevel plate glass mirror 22x28 in. and weighs 135 lbs.

The Chiffonier has a main top 17x50 in., with five full length drawers and a 12x18 in. bevel plate glass mirror. Weight, 120 lbs.

Princess Dresser has a main top 20x40 in., one full length and two small drawers, a bevel plate glass mirror 18x30 in. and weighs 125 lbs.

Finishes Regularly finished dull Mahogany, but can be furnished in Quartered Oak, Stained Golden Oak, Toned or Kaiser Gray.

4B-1840—The Writing Desk \$5.75
 4B-1842—The Bed 13.50
 4B-1844—The Dressing Table 16.25

4B-1846—The Dresser \$14.75
 4B-1848—The Chiffonier 14.50
 4B-1850—The Princess Dresser 16.25

HOMECRAFT BED ROOM FURNITURE



POST COLONIAL PERIOD XVIII CENTURY
AS REPRODUCED BY

The Aladdin "Homecraft" Designers, Bay City, Mich.

FROM LATE IN THE SEVENTEENTH CENTURY Post Colonial furniture was very popular. The low post bed being a very handsome and deservedly popular piece of furniture. In many cases the posts were surmounted by a pineapple carved into the post. This bed then passed through a period of violent contrasts and settled to the turned posts, a good example of which has been worked out by our designers. It is interesting to know that during the late seventeenth century the bed was the household's most cherished possession. It is a matter of record that in the year 1640 one William Southmend, of Massachusetts, valued his house at ninety dollars, while his post colonial bed and feather bed for same was valued at the same amount.

Our homecraft designers have followed very closely the old masters in designing and creating this set, and we know that it would be impossible for you to get an equal value anywhere in the country.

The Bed It is beautifully designed and is built of select grain woods and finished to such a way as to make it a truly wonderful bargain. It is 56 in. high and finished regularly 4 ft. 6 in. wide, but can be furnished in 3 ft. 6 in. wide, if so desired. The weight is 125 pounds.

The Dresser is 42 in. wide and 26 in. deep with a heavy French bevel plate mirror, 24 x 20 in. The drawer pulls are large wood knobs. The drawer arrangement is two large linen drawers below and two small drawers at the top. The weight is 165 pounds.

The Chiffonier is 32 in. wide, 26 in. deep, and is furnished with a French bevel plate glass mirror, 18 x 20 in. Has four large

linen drawers and two smaller drawers, all pulls being large wood knobs. The turned posts which support the mirror are made to match the posts of the bed. Weight is 160 pounds.

The Dressing Table is 32 in. wide and 36 in. deep. Has a French bevel plate mirror, 18 x 20 in., and one full-width drawer with wood knob drawer pulls and turned post mirror supports. Weight, 95 pounds.

The Chair is a low backed saddle seat bed room chair, which will add just the proper touch to the room.

All pieces furnished in Mahogany finish and guaranteed to give satisfaction or money will be refunded.

| | |
|--|---------|
| No. 4A-840—Bed as described | \$17.50 |
| No. 4A-841—Dresser as described | 19.50 |
| No. 4A-842—Chiffonier as described | 18.50 |
| No. 4A-843—Dressing Table as described | 12.50 |
| No. 4B-844—Chair as described | 4.95 |

DINNERWARE AND CHINA



No. 4A-660—56 Piece Set..\$4.65

No. 4A-662—80 Piece Set.. 5.25

No. 4A-664—100 Piece Set.. 7.63

For description, etc., see page 55.

No. 4A-666—56 Piece Set..\$5.60

No. 4A-668—80 Piece Set.. 6.30

No. 4A-670—100 Piece Set.. 9.00

For description, etc., see page 55.

No. 4A-686—56 Piece Set..\$6.50

No. 4A-688—80 Piece Set.. 8.25

No. 4A-690—100 Piece Set.. 9.90

For description, etc., see page 55.



No. 4A-700—56 Piece Set..\$7.50

No. 4A-702—80 Piece Set.. 9.50

No. 4A-704—100 Piece Set..12.50

For description, etc., see page 57.

No. 4A-706—56 Piece Set..\$7.40

No. 4A-708—80 Piece Set.. 8.35

No. 4A-710—100 Piece Set..11.95

For description, etc., see page 57.

No. 4A-712—56 Piece Set..\$7.10

No. 4A-714—80 Piece Set.. 8.10

No. 4A-716—100 Piece Set..11.50

For description, etc., see page 57.



No. 4A-682—56 Piece Set..\$9.30

No. 4A-694—80 Piece Set..10.50

No. 4A-696—100 Piece Set..14.95

For description, etc., see page 56.

No. 4A-680—56 Piece Set..\$7.75

No. 4A-682—80 Piece Set.. 9.00

No. 4A-684—100 Piece Set..11.90

For description, etc., see page 56.

No. 4A-672—56 Piece Set..\$5.45

No. 4A-674—80 Piece Set.. 6.10

No. 4A-676—100 Piece Set.. 8.90

For description, etc., see page 55.

Dinnerware & China

COMPOSITION

| | | |
|-----------------------------|-------------------------|--|
| 50 PIECE SET | | |
| 6 Pie Plates | 1 Covered Butter Dish, | |
| 6 Breakfast Plates | 3 pieces | |
| 6 Dinner Plates | 2 Bowls | |
| 6 Tea Cups | 1 Pickle Dish | |
| 6 Saucers | 1 Small Platter | |
| 6 Sauce Dishes | 1 Medium Platter | |
| 6 Individual Butter Plates | 1 Covered Sugar Dish, | |
| 1 Oval Vegetable Dish, open | 2 pieces | |
| 1 Oval Vegetable Dish, | 1 Cream Pitcher | |
| covered, 2 pieces | 1 Sauce Boat | |
| 80 PIECE SET | | |
| 12 Pie Plates | 1 Oval Vegetable Dish, | |
| 12 Dinner Plates | covered, 2 pieces | |
| 12 Tea Cups | 1 Medium Platter | |
| 12 Tea Saucers | 1 Pickle Dish | |
| 12 Fruit Dishes | 1 Sauce Boat | |
| 12 Individual Butter Plates | 1 Salad Dish | |
| 1 Oval Vegetable Dish, open | 1 Pickle Dish | |
| 100 PIECE SET | | |
| 12 Pie Plates | 1 Medium Platter | |
| 12 Breakfast Plates | 1 Large Platter | |
| 12 Dinner Plates | 1 Sauce Boat | |
| 12 Tea Cups | 1 Pickle Dish | |
| 12 Tea Saucers | 1 Butter Dish, covered, | |
| 12 Fruit Dishes | 3 pieces | |
| 12 Individual Butter Plates | 1 Covered Sugar Bowl, | |
| 1 Oval Vegetable Dish, open | 2 pieces | |
| 2 Oval Vegetable Dishes, | 1 Cream Pitcher | |
| covered, 4 pieces | 1 Bowl | |



WHITE AND GOLD DINNER SET \$4.65

Without fear of challenge, we claim that more sets of this pattern and decoration of dinner ware have been sold than any set which has been put on the market during the last few years. The decoration consists of a gold band around the outer edge of all pieces with another gold band inside. The shape is plain. A colored cut of a plate from this set is shown on page 111.

No. 4A-660—50 Piece Set. Weight, 50 pounds..... **\$4.65**
 No. 4A-662—80 Piece Set. Weight, 65 pounds, \$5.25
 No. 4A-664—100 Piece Set. Weight, 80 pounds, 7.65



MORNING GLORY DINNER SET \$5.45

Morning Glories in delicate shades of pink and purple with light green leaves in an artistic spray form the decorations of this set. To add to the rich appearance, a gold band is traced around the outer edge of each piece. All handles are traced with gold. A beautiful set with large decorations in subdued colors. See page 111 for natural colored cut of a plate from this set.

No. 4A-672—50 Piece Set. Weight, 50 pounds..... **\$5.45**
 No. 4A-674—80 Piece Set. Weight, 65 pounds, \$6.10
 No. 4A-676—100 Piece Set. Weight, 80 pounds, 8.90

REGARDING QUALITY—Every piece of dinner ware sent out by us is the very best American semi-porcelain ware. The shapes are the latest, plain, dignified, rich appearing. The decorations are not gaudy and loud, but delicate and add to the rich appearance of a dining room.

WE GUARANTEE all our dinnerware to be free from imperfections. To be exactly as described by us in every way. To be made by American labor in an American factory. To be decorated by the most skilled labor obtainable and to reach you in perfect condition. To refund your money if this guarantee is not complied with in every way.

All dinner ware shipped from the factory, East Liverpool, Ohio.

ROSE SPRAY DINNER SET \$5.60

A delicate rose spray with pink and white roses and rose buds, fine green leaves and stems and a gold band around the outer edge of all pieces form the decoration of this extremely popular set. The shape is semi-ornamental, that is, the pieces have scalloped edges and slightly ornamental handles. These handles being gold traced. A cut of a plate from this set is shown in natural colors on page 111.

No. 4A-666—50 Piece Set. Weight, 50 pounds..... **\$5.60**
 No. 4A-668—80 Piece Set. Weight, 65 pounds, \$6.30
 No. 4A-670—100 Piece Set. Weight, 80 pounds, 9.00



Dinnerware & China



PINK AND GREEN SCROLL

\$7.75

A beautiful decoration with more color than in any of our other decorations. The pink flowers and buds, with the green leaves which are alternated, make a symmetrical design, and the gold bands which are traced inside and outside, lend a rich appearance. The shape is plain and rich appearing. The scrolled edge to the flat dishes is very popular at this time. All handles traced in gold. A colored cut showing one of the plates from this set in its natural color is shown on page 111.

- No. 4A-680—56 Piece Dinner Set. **\$7.75**
 Weight, 50 pounds
- No. 4A-682—80 Piece Dinner Set. Weight, 65 pounds \$9.00
- No. 4A-684—100 Piece Dinner Set. Weight, 80 pounds \$11.50

OLD ENGLISH BLUE WILLOW WARE

\$6.50

There is no doubt that without exception, more ware with this decoration has been sold than of any other one design. The quaint shapes are very attractive. The story told in the decoration is interesting. This being of a young Chinese girl whose father insisted that she must marry an old man, but she eloped with her young lover on the day that was intended for her wedding to the man of her father's choice. The home, the bridge and the boat in which the lovers eloped are all shown. The father, trying to catch the couple, is also shown. Plate in natural color on page 111.

- No. 4A-686—56 Piece Dinner Set. **\$6.50**
 Weight, 60 pounds
- No. 4A-688—80 Piece Dinner Set. Weight, 70 pounds \$8.25
- No. 4A-690—100 Piece Dinner Set. Weight, 80 pounds \$9.50



HEAVY GOLD BORDER

\$9.30

Plain gold decoration. After the pattern of one of the famous imported china decorations. This set has all of the appearance of a high priced imported set with the wearing qualities of domestic ware. The gold band is more than 1/4 inch wide in places. The shape of the ware makes an ideal background for the decoration. List of composition of these sets is given on page 63.

- A plate from the set in natural colors shown on page 111.
- No. 4A-692—56 Piece Dinner Set. **\$9.30**
 Weight, 50 pounds
- No. 4A-694—80 Piece Dinner Set. Weight, 65 pounds \$10.50
- No. 4A-696—100 Piece Dinner Set. Weight, 80 pounds \$14.50

"HOMECRAFT" BEDROOM FURNITURE—METAL BEDS



No. 4A-600

This type of metal bed has become more popular in late years, and on account of the odd shape of steel used in it, has been made up in cheap, flimsy construction more than any other type. We claim for this that no better square post bed has ever been built. The posts are 2 in. square. Cross rods, 1½ in. square. Fillers, 1½ in. square. The head is 58 in. high; foot, 41½ in. high. Made in 3, 3½, 4 and 4½ ft. widths. Four and a half foot width will always be sent unless otherwise specified. Shipping weight, 120 lbs.

No. 4A-602—Bed, as described, **\$13.50**
each




No. 4A-601

Our line of all brass beds are made in the same sturdy, substantial manner as our iron beds. Designed along plain, rich appearing lines. There is no attempt at being freakish in our line. All of the tubing is solid brass with a heavy steel lining. This bed has corner posts 2 in. in diameter. Top rails are 1 in. in diameter, cross rods and fillers, ½ in. in diameter. Height of head, 55 in.; height of foot, 35 in. Made in 3, 3½, 4 and 4½ ft. widths. We always send the 4½ ft. width unless otherwise specified. Shipping weight, 125 lbs.

No. 4A-606—Brass Bed, as described, each **\$9.25**

The price of an article does not always determine the value. Quality must also be considered. In our line of metal beds we claim both lowest prices and highest qualities. This bed, if bought in the regular way would be a bargain at \$12.00. Note the dimensions. One-piece post and top rail (both head and foot), 2 in. in diameter, all cross rods and fillers, one inch in diameter. Head is 56 in. high; foot, 36 in. high. Made in 3, 3½, 4 and 4½ ft. widths. Four and a half foot widths always sent unless otherwise specified. Shipping weight, 110 pounds.

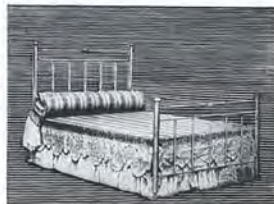
No. 4A-600—Bed, as described, **\$8.15**
each



No. 4A-602

The most attractive metal bed ever offered. The design, if worked out in wood, could not be improved upon. But when you consider that this is made of seamless cold rolled steel, it is a wonder. All of the good points of a metal bed with all of the attractive features of a wood bed. The pillars are 2 in. square. Brass rods (head and foot), 1½ in. in diameter. All fillers ½ in. square. The head is 60 in. high; foot, 46 in. high. Made in 4½ ft. widths only. Shipping weight, 127 lbs.

No. 4A-604—Bed, as described, **\$16.50**
each



No. 4A-606

Dinnerware & China



ROSE WREATH AND SPRAY DINNER SET **\$7.50**

A Dainty Rose Wreath with small spray of roses between, for the border of this decoration. On each side of this wreath is a band of gold, and on all flat pieces an extra band of gold is traced near the depression. The shape is plain and dignified and the general appearance is that of high priced imported china. A list of the prices which make up the different sets is given on page 63, and a colored cut of one of the plates showing the natural colors is shown on page 111.

- | | |
|--|---------------|
| No. 4A-706—56 Piece Dinner Set. | \$7.50 |
| Weight, 50 pounds | |
| No. 4A-702—80 Piece Dinner Set. Weight, | |
| 65 pounds | \$8.50 |
| No. 4A-704—100 Piece Dinner Set. Weight, | |
| 80 pounds | \$12.50 |

EGYPTIAN BORDER, GREEN AND GOLD **\$7.40**

The Egyptian Border Decoration has been popular on account of the symmetrical lines and contrasting colors. The large design being mostly gold colored and the leaf wreath between being green. A Nile flower in the center of the large designs adds greatly to the appearance. The shape is plain and dignified. A full list of the pieces which make up the composition of each set is given on page 63. A plate shown in the natural colors may be seen on page 111.

- | | |
|--|---------------|
| No. 4A-706—56 Piece Dinner Set. | \$7.40 |
| Weight, 50 pounds | |
| No. 4A-708—80 Piece Dinner Set. Weight, | |
| 65 pounds | \$8.35 |
| No. 4A-710—100 Piece Dinner Set. Weight, | |
| 80 pounds | \$11.95 |



PINK ROSE BORDER DINNER SET **\$7.10**

A Rose Border Pattern of dinner ware is no doubt always more in keeping with other furnishings than any other form of decoration. This with its dainty pink roses and light green leaves, together with the gold band around the inner and outer edges makes a very desirable set. The plain shape adds to the rich appearance. On page 63 we give a list of the pieces which compose the set, and on page 111 show a colored cut of a plate from this set.

- | | |
|--|---------------|
| No. 4A-712—56 Piece Dinner Set. | \$7.10 |
| Weight, 50 pounds | |
| No. 4A-714—80 Piece Dinner Set. Weight, | |
| 65 pounds | \$8.10 |
| No. 4A-716—100 Piece Dinner Set. Weight, | |
| 80 pounds | \$11.80 |



"HOMECRAFT" BEDROOM FURNITURE—BRASS BEDS

ALL BRASS FOUR POST BED



The most attractive brass bungalow bed ever offered. The finish on all our brass beds is beautiful. The bright effect is made permanent by the coat of Olosto, which after being applied, is baked on. In this process, it undergoes a chemical change, is fused into the fibre of the brass, thereby becoming a part of the brass so that it resists the action of chemicals such as ammonia and alcohol.

The posts of this bed are 2 in. in diameter, top rail is 1½ in., fillers 1 in. Height of head is 52 in.; height of foot, 40 in. Furnished in 3, 3½, 4 and 4½ ft. widths. Shipping weight, 140 lbs.

No. 4A-010—Brass Bed, **\$16.95**
as described

ALL BRASS 2-INCH CONTINUOUS PILLAR BED

This type of full brass bed has, no doubt, been the most popular one ever offered. Our design is not a substitute, but a true example of the type. The continuous 2 in. pillar for both head and foot makes a sturdy, rich appearing bed. The full length ¾ in. fillers crowned on each end by brass ferrules, add greatly to the appearance. In all the bed is an exceptional value. Nine filler rods at each end. Made in 3, 3½, 4 and 4½ ft. wide. The 4½ ft. width is always sent unless otherwise specified. Shipping weight, 140 lbs.

Head, 62 in. high; foot, 40 in. high.

No. 4A-042—Brass bed, **\$17.35**
as described



2-INCH PILLAR AND RAIL BRASS BED

Another very attractive brass bed. A sturdy built, massive appearing, well constructed bed and one which we believe will prove to our customers that we can actually save 33 1/3 per cent on this line of material. The usual retail price of this bed would be \$25.00. The pillars and top rail are 2 in. in diameter, bottom rail and fillers are 1 in. in diameter. Large ball corners, about 3 in. in diameter; height of head is 59 in.; height of foot, 37 in. Made in 3, 3½, 4 and 4½ ft. widths. Four and a half foot width always sent unless otherwise ordered. Shipping weight, 145 lbs.

No. 4A-044—Brass Bed, as described, **\$15.35**
each



ALL SQUARE TUBING BRASS BED

A full brass bed made of all square brass tubing. The finish on all brass beds looks right when new, but the test of time alone will prove the real merit of a brass bed. We know that the finish on our brass beds will outwear that on the ordinary bed, ten years at least. The pillars of this bed are 1½ in. square; top rail, 1¼ in.; bottom rail, ¾ in.; filler, 1¼ in. by ¾ in.; height of head, 59 in.; foot, 37 in. Made in widths 3, 3½, 4 and 4½ ft. Four and a half foot always sent unless otherwise specified. Shipping weight, 125 lbs.

No. 4A-046—Square tubing
Brass Bed **\$26.45**



"HOMECRAFT" BEDROOM FURNITURE—BEDDING



OUR SLUMBERLAND OUTFIT

Consists of a set of very best full box springs, a mattress and a pair of pillows as described, and can be furnished with either a full hair mattress or a best cotton felt mattress.

THE BOX SPRING has 72 high tempered double cone springs. Each spring is tied eight ways with the best Italian hemp which makes it noiseless. The box spring has a ten pound pure South American hair top, and is covered with the best twill or mercerized art ticking. The frame is made from selected bass wood which makes it light and strong.

THE PILLOWS are selected goose feathers and weigh all covered in the same pattern and quality of ticking. Six pounds per pair. Size, 22x28. The three pieces are

SLUMBERLAND OUTFIT, consisting of above described Box Springs and Pillows and best cotton felt mattress.

THE FELT MATTRESS in this outfit is made from a selected grade of unadorned lintars. It is built up layer upon layer of pure cotton felt, and is absolutely guaranteed not to mat or lump or get hard, and to be non-absorbent and vermin proof. It has a French roll edge, is closely stitched and weighs 45 pounds.

4A-1003—Slumberland Outfit, consisting of Box Springs, 2 pillows and felt mattress. **\$28.60**

SLUMBERLAND OUTFIT, consisting of above described Box Springs and Pillows and a full hair mattress.

THE HAIR MATTRESS is of the pure South American quality, and weighs 40 pounds. It is covered with the very best grade of mercerized art or plain ticking. It is closely stitched, and has a French roll edge which prevents the edge of the mattress from getting out of shape. It is soft and comfortable, and will last a life time.

4A-1005—Slumberland Outfit, consisting of Box Springs, 2 pillows and hair mattress. **\$46.20**

"HOMECRAFT" MATTRESSES

PURE FEATHER PILLOWS



PREMIER FELT weighs 50 pounds. Is covered with good strong ticking in plain or fancy patterns, closely stitched and made with plain edge. Guaranteed to give good satisfaction.

4A-1007—Price **\$7.15**

PERFECTION FELT, made of felt that is almost pure white. Weight, 50 pounds. Ticking is the dust proof quality, and has a French roll edge, closely stitched round corners.

4A-1009—Price **\$9.90**

EMPIRE FELT, made of 100 per cent, long staple cotton felt, tuftless or tufted style. Covered with the best grade of ten-ounce ticking in plain stripes or art patterns.

4A-1011—Price **\$14.85**

We guarantee all above mattresses to be pure cotton felt, and absolutely free from shoddy, excelsior or any foreign substance.

COTTON TOP MATTRESS, made of clean bass wood excelsior, with 5 pounds of cotton felt on one side, covered with a strong grade of ticking.

4A-1013—Price **\$2.75**

4A-1017—Allany. Crushed chicken feathers, five pounds per pair. Size, 30x25. Price, per pair **\$1.15**

4A-1018—Bremder. Crushed chicken feathers, six pounds per pair. Best plain or fancy tickings. Size, 20x26. Price, per pair **\$1.45**

4A-1019—Reynold. Duck and Hen mixed, six pounds per pair. Size, 21x27. Best Art Ticking. Price, per pair **\$2.25**

4A-1020—King. Duck and goose mixed, six pounds per pair. Size, 21x27. Best Art Ticking. Price, per pair **\$2.85**

4A-1021—Supreme. Strictly all Geese, few geese mixed, six pounds per pair. Size, 22x28. Price, per pair **\$4.30**

4A-1022—Eurell. Geese, selected quill stock, all white, six pounds per pair. Size, 22x28. Price, per pair **\$3.20**

COMBINATION MATTRESSES

"HOMECRAFT" MATTRESSES FOR COTS




Made of clean bass wood excelsior with 15 pounds of cotton felt, covering the back, bottom, sides and ends. Comes in plain or fancy tickings, good strong grade. Has a roll edge and makes a good medium priced mattress.

4A-1015—Price **\$4.10**

COT MATTRESS, excelsior, cotton top. Size, 6x6 and 3x6. Made of bass wood excelsior with cotton felt on one side. Covered with serviceable ticking.

4A-1024—Price **\$2.00**

"HOMECRAFT" BEDROOM FURNITURE—METAL BEDS



No. 4A-620

In the finishing of our beds no expense is spared, and we claim a very superior finish over the ordinary metal beds. The best enamel to be obtained is used. These coats are applied by skilled workmen, and a day given for each coat to dry to insure their being perfectly dry.

In this bed we show a very attractive medium priced bed. The pillars are 1 1/4 in. seamless tubing. The fillers 5/16 in. They have a 4 in. brass spindle in head and foot. The top rails are 3/4 in.; height of head, 55 in.; foot, 41 in. Furnished in 3 1/2, 4 and 4 1/2 ft. widths. Four and a half foot always furnished unless otherwise ordered. Weight, 86 lbs.

No. 4A-622—Metal Bed, as described..... **\$4.95**



No. 4A-624

This massive appearing well proportioned bed, like all of our metal beds, is finished in the very best manner known, and at the prices quoted, will show a saving of at least 35 per cent., and a very important feature is, that they are well packed. There is no economy in buying a cheap bed if they are poorly packed. We guarantee safe delivery.

This massive bed has pillars 2 in. in diameter, all fillers are 5/16 in. The head is 55 1/2 in. high; the foot 36 1/2 in. high. Furnished in 3, 3 1/2, 4 and 4 1/2 ft. widths. Four and a half foot always sent unless otherwise specified. Weight, 115 lbs.

No. 4A-626—Bed, as described, each..... **\$6.50**

In our line of metal beds, while we do not claim to have original designs, we do claim to have the very best beds to be obtained. They are made throughout of heavy steel seamless tubing that will not open at the joints and break the enamel. Heavy steel angles are used at the head and foot ends, making them solid and substantial. Full weight side rails which will not sag are used, and all measurements given are guaranteed to be exact.

This bed has one inch corner posts, 3/4 inch cross rods and 1/2 inch filler rods. All posts are surmounted with brass bases and caps. Head is 55 in. high. Made in 3, 3 1/2, 4 and 4 1/2 ft. widths. Four and a half foot widths always sent unless otherwise ordered.

No. 4A-620—Iron brass trimmed bed, **\$3.15**
Weight, 80 lbs. Each.....



No. 4A-622

All our metal beds are made in the same thorough manner as described above. They can be furnished in all standard colors, but we always send white unless otherwise specified. The standard colors are white, pink, blue and pea green. The finish, as stated above, is the very best.

This bed is a very attractive and substantial pattern. The pillars are 1 1/4 in. in diameter. The fillers 5/16 in. The brass rod which ornaments the top of foot and head piece is one inch in diameter. The head is 55 in. high; foot, 41 in. high. Made in 4 1/2 ft. width only. Weight, 105 lbs.

No. 4A-624—Bed, as described..... **\$6.95**



No. 4A-626

ALL IRON BEDS ARE ENAMELED WHITE UNLESS OTHERWISE ORDERED

"HOMECRAFT" BEDDINGS AND BED SPRINGS

BOX SPRINGS



All "Homecraft" box springs are made with the same idea of "Best Values" at lowest possible cost. This general description will apply to every "Homecraft" box spring, the difference being only in the top.


Seventy-two high tempered double cone steel springs. Every spring is tied eight ways which makes it absolutely motionless. The frames are made from selected best wood which makes them light and strong, and

IN ORDERING BOX SPRINGS, BE SURE TO SPECIFY LENGTH OF SLAT AND OF SIDE RAIL. IF A WOOD BED, AND WHEN ORDERING FOR IRON BED, GIVE OUTSIDE MEASUREMENTS.

the bottoms are covered which makes them dust proof. The only difference in the grades that we list below is that some are made with a rubber felt top, while others are made with different grades of hair top.

- 4A-1026—Box Spring, Felt Top \$14.90
- 4A-1028—Box Spring, Hair Top 16.75
- 4A-1030—Box Spring, Black Hair Top 10.50
- 4A-1032—Box Spring, White Hair Top 15.75

DOUBLE DECK SPRINGS FOR WOOD AND IRON BEDS



FOR IRON BEDS

King Double Deck Spring for Iron Beds. This spring has 104 double cone springs of extra depth and elasticity, made from the best grade of oil tempered steel wire, No. 12 gauge. The border wire on the King Spring is extra heavy, which positively eliminates any sway motion.

The under support is an all metal frame consisting of 18 steel slats set edgewise, one slat for each row of springs. It will fit the inverse or regular rail. This spring is equally desirable for light or heavy people. Fully guaranteed in every respect and sold on sixty days' trial. Made in all sizes.

4A-1034—Black Japan finish.

\$7.25



FOR WOOD BEDS


King Double Deck Spring for Wood Beds. The King double deck spring is made from the best grade of oil tempered steel wire No. 12 gauge. It has 112 double cone springs of extra depth and elasticity. The border wire on the King spring is extra heavy, which positively eliminates any sway motion.

It is practically noiseless, and is very soft and comfortable for light or heavy people. Guaranteed in every respect to give satisfaction. Sold on sixty days' trial. Made in all sizes. Black Japan finish. For metal beds, see King spring No. 1034.

4A-1036—

\$5.75

SINGLE DECK SPRINGS FOR WOOD OR IRON BEDS



FOR IRON BEDS

Single Deck Spring for Metal Beds. This single deck spring for metal beds fits the reverse or regular rail.

It is made with 104 single cone springs, and is within an inch of the depth of the "King" double deck spring. The wire used in the construction of this spring is No. 12 gauge, and is of the very best oil tempered quality.

The under support is an all metal frame, consisting of 18 steel slats set edgewise, one slat for each row of springs. Guaranteed for ten years and sold on sixty days' trial. Made in all sizes. Black Japan finish.

4A-1038—

\$4.40



FOR WOOD BEDS

Single Deck Spring for Wood Beds. This spring is made of the best oil tempered No. 11 wire, has 104 single cone springs, 7 inches high. This spring is guaranteed for ten years, the same as all our coil wire springs and sold on sixty days' trial. Black Japan finish. Made in all sizes.

4A-1040—Price

\$2.85

"HOMECRAFT" BED SPRINGS



**"ALADDIN" DIAMOND LINK FABRIC
SPRINGS WITH 4 INCH RISERS**

This spring has the Sampson Diamond Link Fabric held to end rails by 55 oil steel helical springs. The riser block is 4 inches high, and the side rail 1 1/2 inches steel tubing. Plenty of elasticity, comfort and durability in our steel frame springs. Finished gold, bronze or black. All sizes for wood and iron beds.

4A-1030—Price, each **\$3.25**



**"ALADDIN" DIAMOND LINK FABRIC
WITH 6 INCH RISERS**

Frame, 1 1/2" brazed steel tubing side rails, 1 1/2" x 1 1/2" 5-16 inches, steel angles, malleable corner risers. Fabric six inches above side rail. Best oil tempered helical springs, 25 at each end. Sampson Diamond Link Fabric, nickel finish. This spring has the same frame as on 4A-1030, and the same fabric as on No. 4A-1030. Frame finished in gold bronze or black. Made in all sizes for metal or wood beds.

4A-1031—Price, each **\$3.95**



"ALADDIN" STEEL FRAME FOLDING COT

This "sagless" all steel cot is made in two different widths, either of which are very popular, 32 inches wide and 36 inches wide. When folded, they are perfectly flat.

Filled with Sampson Diamond Link Fabric. Side rails are 1 1/2-16 inch steel tubing. End rails are 1 1/2" x 1 1/2" 5-16 inches angle iron. Continuous post at head and foot are 1/2 inches steel tubing, made in 22 inches wide only. Gold bronze or black finish.

4A-1032—32 inches sagless steel cot.... **\$3.25**

4A-1033—36 inches sagless steel cot..... **\$3.50**



"ALADDIN" WOOD FRAME FOLDING COT

This "sagless" wood frame folding cot is made with a clear hardwood frame throughout, strongly bolted and well braced. Varnished natural color finish. The fabric is Sampson Diamond Link, and is guaranteed to be sagless; made in two widths, 30 inches and 36 inches.

4A-1034—30 inches wide, each..... **\$2.45**

4A-1035—36 inches wide, each..... **\$2.55**



OUR "ALADDIN" SPRING COT

This cot, made in 2-6 and 3 ft. width. The 2-6 width has 52 best oil tempered wire springs, one inch post, extra heavy bar wire edge which positively eliminates any sway motion. Fully guaranteed. The only difference between the 2-6 and 3 ft. size of the cot is that the 3 ft. size has a 1 1/2 inch post and 65 springs and the 2-6 inch post and 52 springs.

4A-1036—Price, 2-6 **\$4.60**

4A-1037—Price, 3 ft..... **\$5.10**



OUR LOW PRICED WOOD FRAME COT

This cot is made with wooden fabric and is reinforced with solid woven wire springs running through the fabric. The frame is hardwood, well braced, fold flat.

4A-1038—Price, size 2-6 **\$1.90**

4A-1039—Price, size 3 ft..... **\$2.30**

Often time this cot is ordered in 2 ft., 6 inches and 4 ft. widths and the price is..... **\$2.25**

"HOMECRAFT" LIVING ROOM FURNITURE



JACOBEOAN PERIOD XVII CENTURY
AS REPRODUCED BY

The Aladdin "Homecraft" Designers, Bay City, Mich.

ON ACCOUNT OF the sturdy build and necessarily long life of Jacobean period furniture, there are probably more original pieces of this type of furniture in use to-day than of any other. Made of Oak, massive, sturdy, strong, and withal the graceful turned legs and well-balanced effect, together with the rich appearing cane panels, makes a wonderfully good type of furniture. Our designers have, in this set, preserved all of the good points of the old master.

THE TABLE as shown in the cut is 28 in. wide and 48 in. long with a full-width drawer. Has beautifully turned legs and a wide magazine or book shelf below. A more pleasing design could not be imagined, the whole effect being rich and well balanced. "The quality will be remembered long after the price is forgotten."



THE STRAIGHT CHAIR upholstered in genuine Spanish leather. Has a full-spring auto seat. 29½ x 17½ in. The back is 22 in. high with a cane panel 7 in. wide; legs are 2 in. square, arms 4 in. wide. A well proportioned and beautifully finished chair.



THE SETTEE is 38 in. high, 42 in. long, upholstered in the very best grade of genuine Spanish leather. Has a full-spring auto seat. The back is 22 in. high, arms 4 in. wide, and the legs are 2 in. square. Two cane panels in the back.



THE ROCKER like the straight chair is upholstered in genuine Spanish leather of the very best grade. Seat measurements are the same as with the straight chair. The rockers are well proportioned and the chair is swung in such a way as to give the most comfort.

THE WHOLE SUITE is a true copy of the best type of Jacobean furniture and must be seen to be appreciated. Furnished regularly in Fumed Oak finish. Samples of the leather used for upholstery will be furnished upon request. We will also be glad to offer suggestions as to wall decorations, etc., to give an artistic tone to your home. For suggestions, write to our Department of Service.

No. 1A-500—Table as shown, each.....\$16.75
No. 1A-501—Straight Chair as shown, each 7.75
No. 1A-502—Rocker as shown, each..... 8.25
No. 1A-503—Settee as shown, each..... 16.50
No. 1A-505—Complete set, Table, Chair, Rocker, and Settee..... **\$47.50**

"HOMECRAFT" LIVING ROOM FURNITURE



This Beautiful "Homecraft" 3-piece Set, only \$77.00

When you get good furniture, you must pay a good price. In our "Homecraft" you get \$1.00 worth of furniture for every dollar spent. This outfit is beautifully designed and finished, and is built by honest craftsmen. Will stand up in any climate and under any circumstances.

THE SETTEE is 37½ inches high, 56 inches long and 17½ inches deep. The upholstered panel in back is 49x59 inches. The two side back panels are 23x33½ inches each. The front legs are 2½ inches square. Back legs, 2 inches. The seat seat has 42 coil springs. Width of arms, 4½ inches.

THE CHAIRS stand 37½ inches high, the seat is 20x18 inches, rose panel in the back, 12x3½ inches. Case is 48x58, 23x35 inches. Upholstered back panel, 17½x50 inches. Front legs are 2 inches square, back legs 1½ inches, width of arms 4½ inches; have full auto seat.

FINISH—We always send this set finished in fumed oak unless otherwise ordered, but can furnish it in any special finish. When we say fumed, we do not mean dipped in acid, but a genuine fumed finish.

UPHOLSTERING—This set may be had upholstered in the best imported tapestry or Genuine Spanish leather. We will gladly send samples of the upholstering material upon request.

4A-419—Straight chair, as described (kindly give finish and kind of upholstering.) Weight, 60 lbs. Each.....\$19.75

4A-421—Rocker, as described. (Kindly give finish and kind of upholstering.) Weight, 60 lbs. Each.....\$19.75

4A-422—Settee, as described. (Kindly state finish and kind of upholstering.) Weight, 95 lbs. Each.....\$37.50

4A-423—Complete set, as described. Each.....\$77.00

We will furnish samples of the Tapestry or Leather with which this set is upholstered.



This Artistic "Homecraft" 3-piece Set, only \$25.85

Furnishing a home is far more than just buying furniture. It is selecting pieces which will harmonize, be comfortable, and which will stand up in your climate. In this set we show furniture which will harmonize with nearly any decoration. Furniture which is honestly built by skilled mechanics, beautifully finished and in which you can find solid comfort. Our prices are just about half the ordinary retail prices.

THE SETTEE stands 28 inches high, is 45 inches long. The arms are 4 inches wide. Front legs are 1½ inches square. Has a full auto seat 17½ inches deep, with 42 oil tempered coil springs.

THE CHAIRS are 28 inches high. Seats are 19½x17½ inches. The arms are 4 inches wide. The legs are 1½ inches square. Have full auto seat.

FINISH—Unless otherwise ordered, we always send these pieces finished in fumed oak; they can, however, be finished in all special finishes.

UPHOLSTERING—At the price quoted above, we furnish this set upholstered in the best Mohair, but can furnish the set upholstered in best genuine Spanish leather at \$2.95 extra for the set.

4A-424—Straight chair, as described, each.....\$6.75

4A-425—Straight chair with best Spanish leather 7.40

4A-426—Rocker, as described.....6.75

4A-427—Rocker with best Spanish leather.....7.40

4A-428—Settee, as described.....15.50

4A-429—Settee with best Spanish leather.....15.20

4A-430—Complete set, as described.....25.85

4A-431—Complete set with best Spanish leather.....28.80

Homecraft

"Homecraft" Living Room Furniture — Davenport

\$21.75 FOR THIS FULL SPRING SEAT AND BACK
DAVENPORT WORTH \$35.00

A splendid example of the Tapestry upholstered furniture which is becoming very popular. This davenport is certainly deserving of a prominent place in the "Homecraft" line. Public opinion has gradually eliminated the purely ornamental furniture and now demands more sturdiness and solid comfort. Compare this big, roomy, cushioned davenport with the old back-breaking styles so popular a few years ago, and you will appreciate more fully the results achieved by our expert designers. In establishing our furniture department, we have worked toward one simple purpose—to provide the fixtures not merely for a "home" but for a "home." There is a world of difference in the meaning of the two words, and you will find the same difference between our line and others.

This is one of our very best designs, and will be a credit to your home.

Height of back, 28 in.; width of seat, 45 in.; depth of seat, 23 in.

Upholstered in genuine imported tapestry.

Ask for samples of upholstering.

4A-440 DAVENPORT, EACH



\$21.75

MISSION DAVENPORT, UPHOLSTERED IN EITHER GENUINE OR IMITATION SPANISH LEATHER



Made of Quartered Oak throughout. Upholstered in either genuine or imitation Spanish leather. Ask for samples of upholstering. Always shipped in boxes unless otherwise specified.

4A-442—Davenport, genuine Spanish leather, each **\$27.75**
4A-443—Davenport, imitation Spanish leather, each **\$24.25**

This big, roomy davenport with full length auto spring cushion, provides security and comfort in every line. Its simplicity of design and massive appearance, make it worthy of a place in any home, and it will harmonize with practically any style of furniture. The Mission style of which this davenport is a splendid example, originated in our own country during recent years. Its chief characteristics are straight lines and heavy, massive construction, and is a slightly more elaborate form of the furniture found in the old Missions of California and the Southwest. Oak is the prevailing wood used, as it is very adaptable to this style of construction and to the usage required, so deservedly popular at the present time. In this davenport, our designers have carried out the true Mission spirit in every detail, and it offers a splendid value in the upholstery department.

Measurements—Length, 66 in.; depth, 23 in.

\$33.75 FOR THIS GENUINE JACOBAN STYLE DAVENPORT, IMPORTED TAPESTRY.

A "Homecraft" design of the "Jacobean" period. This style is a product of the seventeenth century, and to make furniture as solid and sturdy as possible seems to have been the aim of the original designers.

The adoption of these principles to modern ideas by our expert craftsmen has produced a style which possesses a strong individuality of its own.

In this davenport the combined spiral and square pedestal legs, slit and vase panel back give it an air of elegance and comfort seldom attained.

Made of solid quartered Oak throughout, with full spring seat, upholstered in genuine imported Tapestry. Can be furnished in Spanish leather if you prefer.

Measurements—Length, 66 in.

Ask for Samples of Upholstering.

4A-446—Davenport, each **\$33.75**



\$39.75 FOR THIS 66-INCH DAVENPORT, UPHOLSTERED IN GENUINE SPANISH LEATHER



Ask for Samples of Upholstering.

4A-448—Davenport, each **\$39.75**

This is unquestionably one of the best davenports ever offered for the price. Didn't it appeal to you the moment you turned over this page? Just imagine how well it would look in your own home and picture in your mind the solid comfort it offers. It typifies the true Mission spirit, and is the result of an enormous amount of study and careful planning on the part of our most expert designers.

What gift more suitable than something for the home, and when can you find anything that would be more appreciated than this splendid "Homecraft" Davenport?

Made of solid Quartered Oak, with full length spring cushion and full padded sides and back. Upholstered in genuine Spanish leather. Always shipped framed Oak Box.

Unless otherwise specified. Measurements—Length, 66 inches.

Homcraft DOUBLEFOLD DAVENETTE BEDS



BEAUTIFUL
DAVENPORTS



Showing "Homcraft"

Davenport when open.



FULL SIZE
COMFORTABLE
BEDS



PLAIN MISSION DESIGN

Frame made of Plain Oak, Finished Golden Oak, Fumed or Early English or made of Birch, Finished Mahogany. Length between arms, 32 inches. Arms are 4 1/2 inches wide. All steel spring construction as described at the top of this page. Shipped from factory in Southern Indiana.

| | Chase | Crushed | Genuine |
|---------------------------------------|---------|---------|---------|
| | Leather | Plush | Leather |
| No. 4A-1500 - | \$19.95 | \$22.50 | \$31.50 |
| Sanitary Cotton Felt Mattress, Extra. | | | \$3.00 |



CURVED ARM QUARTERED OAK FRONT

Frame made of Quarter-sawed Oak, Finished Golden Oak, Fumed or Early English, or made of Birch, Finished Mahogany. Length between arms, 32 inches. Full spring construction. Arms are 4 1/2 inches wide. Double fold bed as described at the top of this page. Shipped from factory in Southern Indiana.

| | Chase | Crushed | Genuine |
|---------------------------------------|---------|---------|---------|
| | Leather | Plush | Leather |
| No. 4A-1501 - | \$23.25 | \$26.00 | \$36.25 |
| Sanitary Cotton Felt Mattress, Extra. | | | \$3.00 |



CURVED LEG QUARTERED OAK FRONT

Frame made of Quarter-sawed Oak, Finished Golden Oak, Fumed or Early English, or made of Birch, Finished Mahogany. Length between arms is 32 inches. Arms are 4 inches wide. All steel spring, double fold bed construction as described at the top of this page. Shipped from factory in Southern Indiana.

| | Chase | Crushed | Genuine |
|---------------------------------------|---------|---------|---------|
| | Leather | Plush | Leather |
| No. 4A-1504 - | \$28.25 | \$31.05 | \$39.95 |
| Sanitary Cotton Felt Mattress, Extra. | | | \$3.00 |



MASSIVE MISSION DESIGN

Made of Quarter-sawed Oak, Finished Golden Oak, Fumed or Early English. Strong and massive in appearance, an ideal bungalow type davenport. Length between arms is 32 inches, width of arms is 6 inches. Full steel spring, double fold bed construction as described above. Shipped from factory in Southern Indiana.

| | Chase | Crushed | Genuine |
|---------------------------------------|---------|---------|---------|
| | Leather | Plush | Leather |
| No. 4A-1506 - | \$27.62 | \$39.95 | \$39.50 |
| Sanitary Cotton Felt Mattress, Extra. | | | \$3.00 |

CHASE LEATHER REFERRED TO ABOVE, IS A GOOD GRADE OF IMITATION LEATHER

North American Construction Company, Bay City, Michigan.

HOMECRAFT FIBRE PORCH SUITES.



We show here a possibility of porch arrangement with a suite of our "Homecraft" fibre furniture. The designs are more attractive than any fibre or reed furniture now on the market. Utmost care has been taken in selecting pieces which will harmonize in every way.

The Swing is 5 ft. long and beautifully designed. Has a solid top, back with open work at bottom and beneath the arms.

The Basket is 18 in. square and 8 in. deep. Is a very attractive addition to porch furnishing. Equipped with a size basin.

- | | |
|------------------------------------|---------|
| No. 4A-2200—The Swing, each | \$10.65 |
| No. 4A-2202—The Table, each | 7.65 |
| No. 4A-2204—The Basket, each | 2.75 |

The Chair, Rocker and Settee are made to match. Backs are 34 in. high. Chairs are 29 in. wide and settee 48 in. wide.

Finishes Standard finish is nut brown. Natural gray or green can be furnished, if so requested, at the same price.

- | | |
|------------------------------------|--------|
| No. 4A-2206—The Chair, each | \$6.25 |
| No. 4A-2208—The Rocker, each | 6.45 |
| No. 4A-2210—The Settee, each | 10.70 |



Another possible porch arrangement with "Homecraft" fibre furniture. This furniture is not confined to porch use only, but is used largely in living rooms, dens, offices, etc.

The Swing is 5 ft. long. Has an oval back and flat arms and is, we believe, the strongest porch swing on the market.

The Table is 29 in. high. Top is 29 in. in diameter. Top is quarter-sawn Oak. Finished to conform with balance of table.

- | | |
|--|---------|
| No. 4A-2212—The Swing, as shown | \$12.35 |
| No. 4A-2214—The Table, as shown | 5.65 |
| No. 4A-2216—The Chair, which matches settee .. | 7.10 |

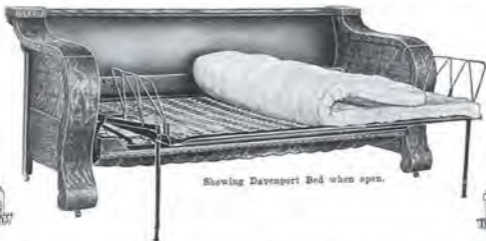
The Chair, Rocker and Settee are made to conform with balance of the suite.

Finishes The standard finish is nut brown, but natural green or gray can be furnished at no additional cost, if so requested.

- | | |
|---|--------|
| No. 4A-2218—The Rocker, which matches settee .. | \$7.25 |
| No. 4A-2220—The Settee | 12.00 |
| No. 4A-2222—The Odd Rocker | 8.55 |

Homcraft REVOLVING SEAT BED DAVENPORTS

NOT NECESSARY TO MOVE DAVENPORT FROM THE WALL TO USE IT AS A BED.



Showing Davenport Bed when open.



Frame made of plain Oak, finished Golden Oak, Fumed Oak or Early English, or made of Birch, finished Mahogany. Length between arms, 72 inches. The arms are 4 1/2 in. wide. All spring steel construction. Revolving seat bed as shown above. Shipped from factory in Southern Indiana.

| | | | |
|--------------|---------|---------|---------|
| | Chase | Crushed | Genuine |
| | Leather | Plush | Leather |
| No. 4A-1510— | \$19.00 | \$22.25 | \$31.75 |

Cotton Felt Davenport Mattress for above, \$3.00 Extra.



Frame made of Quarter-sawed Oak, finished Golden Oak, Fumed Oak or Early English. Length between arms, 72 inches. Width of arms, 6 inches. Steel spring construction. Revolving seat to form bed which is 44 inches wide when opened. The picture at top of this page shows this Davenport open. Shipped from factory in Southern Indiana.

| | | | |
|--------------|---------|---------|---------|
| | Chase | Crushed | Genuine |
| | Leather | Plush | Leather |
| No. 4A-1512— | \$77.60 | \$29.25 | \$39.60 |

Cotton Felt Davenport Mattress for above, \$3.00 Extra.



Frame made from Quarter-sawed Oak, finished Golden Oak, Fumed Oak or Early English, or made of Birch, finished Mahogany. Length between arms is 72 inches. Arms are 6 inches wide. Full spring seat construction. Plus seat revolves to open bed which is 44 inches wide when open. Shipped from factory in Southern Indiana.

| | | | |
|--------------|---------|---------|---------|
| | Chase | Crushed | Genuine |
| | Leather | Plush | Leather |
| No. 4A-1514— | \$21.00 | \$24.25 | \$33.75 |

Cotton Felt Davenport Mattress for above, \$3.00 Extra.



Frame made of Quarter-sawed Oak, finished Golden Oak, Fumed Oak or Early English, or made of Birch, finished Mahogany. Length between arms, 72 inches; width of arms, 6 inches. Full steel spring seat construction. Seat revolves to form bed, which is 44 inches wide when open. Shipped from factory in Southern Indiana.

| | | | |
|--------------|---------|---------|---------|
| | Chase | Crushed | Genuine |
| | Leather | Plush | Leather |
| No. 4A-1516— | \$29.75 | \$32.25 | \$41.85 |

Cotton Felt Davenport Mattress for above, \$3.00 Extra.

Homecraft Fibre Furniture



This furniture is absolutely unbreakable. All open work and interweaving fibres have steel wire centers. These fibres, to all appearance, are the same as the balance of the fibres used in the construction, but thru the center of each is a premier steel wire. Therefore we guarantee that this is the strongest woven furniture on the market.

Widely known as **Bungalow Furniture**, and is unequalled for attractive designs, durability and wearing qualities. It is woven by hand into the dainty and comfort-insuring designs as shown. Is not affected by heat or moisture, and has a finish that will not scratch, splinter or show the effects of hard usage.

Proof of the strength of Fibre Furniture is found in the fact that the Interstate Commerce Commission recently made a ruling whereby the freight classification on fibre furniture is **one-third less than on ordinary reed furniture**. This is conclusive proof that it is stronger than any form of reed furniture.

The Finish, "Homecraft" Fibre Furniture is finished regularly in **nut brown**, which is adaptable to any decorative scheme. If you prefer, we can furnish at the same price, **natural green or gray**. We can also furnish any piece finished **old ivory, verde green**, or any of the enamel finishes for \$1.00 extra.

| | | | |
|---|--------|---|--------|
| 4A-2100—Table, Fibre top, weight, 16 lbs. | \$3.20 | 4A-2100—Chair, weight, 14 lbs. | \$2.75 |
| 4A-2102—Rockers, weight, 16 lbs. | 4.30 | 4A-2108—Rockers to match, weight, 16 lbs. | 2.75 |
| 4A-2104—Table, Oak top, weight, 19 lbs. | 4.75 | 4A-2110—Settee to match, weight, 28 lbs. | 4.75 |
| | | 4A-2112—Rockers, weight, 16 lbs. | 3.10 |

Homecraft Fibre Breakfast and Tea Suites



The most attractive and best proportioned Breakfast Room Suite on the market, low in price, but strong and serviceable. A simple, low priced set of the kind will add more to the appearance of a home than twice the amount of money spent in some conventional furniture. Nor is a suite of this kind restricted to the breakfast room, as an unlimited number of them are sold every day for summer homes, clubhouses, etc.

The Table is 48 in. in diameter, 29 in. high, has a quarter-sawed Oak top, finished to conform with balance of suite.

The Chairs are made with low backs, thus when they are placed under the table, the backs come even with the top of the table.

No. 4B-2240—The Table \$10.40
No. 4B-2242—The Chairs, (each) 3.20

The Finishes The standard finish is not brown, which conforms with any decorative scheme. We however, suggest natural gray finish with the table top finished in Kaiser gray. If such finish would not interfere with balance of color scheme in room in which it is used, **NEW BROWN** will be furnished, unless otherwise specified.

No. 4B-2243—The suite, consisting of 1 table and 4 chairs)..... **\$22.50**



Showing a possible arrangement for a Tea or Breakfast Room or for clubhouse, summer home, or year round home dining room, this suite is very popular, and justly so; the proportions of the table and chairs are perfect, and they are strong and serviceable, finished in natural gray, with a Kaiser gray table top, makes a very handsome appearance. The prices are reasonable, therefore, within the reach of anyone who owns a summer home. This as well as all pieces of "Homecraft" furniture is covered by our binding guarantee of *Satisfaction or Your Money Back*.

The Table has a top 38x48 in., and has two drop leaves, which when up, are firmly supported by a leg bracket. The table, closed, is shown in the lower right hand corner.

No. 4A-2246—The Table \$13.85
No. 4A-2248—The Chairs (each) 4.30

The Chairs are 33 in. high and 17 in. wide. Beautifully designed, strong and graceful, always furnished in not brown, unless otherwise specified.

No. 4A-2250—The suite, (table, 4 chairs)..... **\$30.50**



Homecraft Tapestry Covered Rockers



4A-2132 \$7.35



4A-2140 \$19.25



4A-2142 \$10.00



4A-2154 \$8.65



4A-2136 \$10.00



4A-2138 \$10.25



4A-2130 \$11.50

The very latest and most popular designs in tapestry covered fibre furniture. Every chair being neck height and having shaped backs. The frames are built around Oak Seats and doweled in each corner.

All seats have nine steel coils, tied two ways and reinforced with three grooved steel strips.

All cushions have muslin pads beneath the tapestry, making possible for the housewife to remove covers for the purpose of cleaning.

No. 4A-2130—Table, 29 in. high. Top, 24x36 in.\$11.50

No. 4A-2132—Rocker, Back, 26½ in. high. Seat, 19½ in. wide.\$7.35

No. 4A-2134—Rocker, Back, 27 in. high. Seat, 19½ in. wide.\$8.65

No. 4A-2136—Chair, Back, 25 in. high. Seat, 19 in. wide.\$10.00

No. 4A-2138—Rocker, Back, 25 in. high. Seat, 19 in. wide.\$10.25

No. 4A-2140—Settee, Back, 25 in. high. Seat, 35½ in. wide.\$19.25

No. 4A-2142—Rocker, Back, 25 in. wide. Seat, 18½ in. wide.\$10.00

No. 4A-2144—Rocker, Back, 24½ in. high. Seat, 19 in. wide.\$9.95

No. 4A-2146—Rocker, Back, 25 in. high. Seat, 29 in. wide.\$11.00

No. 4A-2147—Settee to match, 4 ft. long.\$24.50

No. 4A-2148—Rocker, Back, 22½ in. high. Seat, 16½ in. wide.\$9.10

No. 4A-2150—Rocker, Back, 25 in. high. Seat, 18½ in. wide.\$10.00



4A-2144 \$9.85



4A-2146 \$11.60



4A-2148 \$9.10



4A-2150 \$10.00

Finishes Standard finish is nut brown. However, natural green or gray can be furnished at the same price, or for an extra charge of \$1.00 for each piece we can finish in "Old Ivory," "Verde Green," or in any of the enamel finishes.

Homecraft Tapestry Fibre Furniture

No. 4A-2256—Chair to match writing desk shown here. Back, 19½ in. high. Seat, 15 in. wide. Price \$4.10



No. 4A-2270—Head height Tapestry Upholstered Rockers, with loose cushion containing nine coil springs. The back of this rocker is 20½ in. high, the seat 19½ in. wide. Price \$10.30



No. 4A-2272—Flat Armed Tapestry Upholstered Rocker, one arm being made in basket form, for magazines, sewing, etc. Loose spring cushion. Back is 23 in. high, seat 19½ in. wide. Price \$9.99



No. 4A-2284—Ladies Writing Desk, made of fibre with quarter sawed Oak top and back, shelves at side. Height, 20½ in. Top, 20x32 in. Price \$10.75



No. 4A-2274—Very attractively designed Upholstered Fibre Rocker with chair or settee to match. The rocker and chair have seats 19½ in. wide. The settee is 38 in. wide. Back, 26½ in. high. Price, Rocker or Chair, each..... \$10.95 Price, Settee..... \$0.50



No. 4A-2260—Large roomy seat, shaped back, loose cushion. Tapestry covered Fibre Rocker. Back, 23 in. high. Seat, 20½ in. wide. Price \$11.40



No. 4A-2278—Fibre Fireside Rocker, with back and wings upholstered. Loose spring cushion, one basket arm. Back, 27 in. high. Seat, 19½ in. wide. Price \$14.10



No. 4A-2279—Beautifully proportioned high back Fireside Rocker, with loose spring cushion. Solid woven sides and open work wings. Back, 39 in. high. Seat, 20½ inches wide. Price \$15.45



No. 4A-2276—Head height Tapestry Upholstered Fibre Rocker. Loose spring cushion. Back and arms upholstered. Flat arms. Back is 28½ in. high. Seat is 19½ in. wide. Price \$13.95



No. 4A-2282—High backed attractively designed Tapestry Upholstered Fibre Rocker, worthy of a place in any room in the home. Back is 28½ in. high. Seat, 21½ in. wide. Price \$15.10



No. 4A-2288—Fibre Table with quarter sawed Oak top and shelf. The shelf formed out to make the table convenient for writing, magazine or stationery baskets at ends. Height, 27 in. Top, 25½x47 in. Price..... \$14.50

FOR FINISHES, SEE FIRST PAGE OF FIBRE FURNITURE.

Homecraft

"HOMECRAFT" LIVING ROOM FURNITURE LEADERS



SUITE
\$20.50

THIS ARTISTIC THREE-PIECE "HOMECRAFT" SUITE, ONLY \$20.50

This beautiful and artistic suite consists of one settee, one rocker and one straight chair built on plain lines, well finished and proportioned. If purchased in the regular way, would cost about \$33.00. While it is impossible to make cuts which will show any furniture as well as it looks in reality, we believe that our customers will readily see the saving which we offer in this set.

THE SETTEE has a seat 18x31 inches, full spring construction, upholstered in best grade imitation Spanish leather. The back has two cane filled panels. Is made of Oak throughout, finished Early English, Fumed or Golden Oak.

THE ROCKER has a seat 21x30 inches, full spring construction, upholstered in best grade of imitation

Spanish leather. The back has one wide cane filled panel. Made of Oak throughout and finished same as settee.

THE CHAIR is the same size, and built in exactly the same way as the rocker, the only difference being in its not having the rockers.

FINISH—Early English, Fumed or Golden Oak. Shipped set up from factory near Bay City. Shipping weight of set, 150 pounds.

No. 4A-1063—Settee, each \$9.65

No. 4A-1062—Rocker, each 6.50

No. 4A-1064—Chair, each 4.45

No. 4A-1065—Three-Piece

in covering, state finish desired.

\$20.50



This "Homecraft" Rocker, \$6.95

Seat is 20 in. square, 6 spring construction, upholstered in best grade imitation Spanish leather, finished Early English, Golden or Fumed Oak. Shipped knock-down from factory near Bay City. Weight, 60 pounds.

No. 4A-1066—Rocker, as shown

\$6.95



This Artistic Rocker, \$7.60

The Seat is 20 in. square, 6 spring construction, upholstered in best grade imitation Spanish leather, seat and back finished Early English, Golden or Fumed Oak. Shipped knock-down from factory near Bay City. Weight, 60 pounds.

No. 4A-1066—Rocker, as described

\$7.60

"Homecraft" Morris Chair, \$7.30

This Morris chair is made from our designs, and is, we believe, the best proposition ever offered in a Morris chair. Seat, 20 in. square, 6 spring construction, upholstered in best imitation Spanish leather. Shipped knock-down from factory. Weight, 55 lbs. Back reclining arrangement is automatic.

No. 4A-1070—Morris Chair, each

\$7.30



"Homecraft" Morris Chair, \$8.20

This "Homecraft" Morris chair, built on straight sturdy lines, is an exceptional bargain at the price quoted. Seat, 20 in. square, 6 spring construction. Seat and back upholstered in best grade imitation Spanish leather. Finished Early English, Fumed or Golden Oak. Shipped knock-down. Weight, 60 pounds.

No. 4A-1072—Morris chair,

as described. Always give finish that you wish.

\$8.20



"HOMECRAFT" LIVING ROOM FURNITURE—CHAIRS

AN INEXPENSIVE UPHOLSTERED ROCKER



\$6.50

This chair offers more real value, for the price, than any you have ever seen. Do not pass it up without giving it your careful consideration, for it embodies the true "Homecraft" lines and will be an ornament to any home.

Made of solid oak, upholstered in either Black or Spanish Imitation leather or Mole skin. Finished Early English, Golden Oak or Fumed. Seat, 18x19 in.—six spring construction. Shipped knocked-down. Shipping weight, about 46 lbs.

4A-460—Upholstered in Imitation leather, Black or Spanish **\$6.50**
4A-462—Upholstered in Mole skin **\$6.75**

THIS BEAUTIFUL ROCKER **\$12.10**



In this "Homecraft" Fireside Rocker we offer a truly high grade article at an astonishingly low price. Deep, roomy and comfortable; doesn't it appeal to you? Wouldn't you enjoy sitting back into these soft cushions for an evening's solid comfort?

A splendid present for husband or father, and one which will bring more actual enjoyment than anything you could possibly select.

Look at these measurements—Width of back, 31 in.; height of back, 25 in.; width of seat, 22 in.; depth of seat, 22 in.

4A-463—Upholstered in Imitation leather, either Black or Spanish Each... **\$12.10**

4A-464—Upholstered in Mole skin. Each **\$14.60**

FULL UPHOLSTERED MORRIS CHAIR **\$7.00**



There is a chair that our designers have produced to fill a long felt want, an upholstered solid Oak Morris chair at a price within reach of everybody.

No home is complete without one, for the adjustable back provides solid comfort in any position, so that each member of the family can adjust it to suit their own personal taste. Finished Early English, Golden Oak or Fumed. Seat, 20x20 in.—six spring construction. Shipped knocked-down. Shipping weight, about 50 lbs.

4A-465—Upholstered in Imitation leather, Black **\$7.00**

4A-466—Upholstered in Mole skin. Each **\$7.10**

THIS TURKISH ROCKER **\$14.10**



This big, roomy, Bass Rocker was certainly produced by a craftsman who understood the proper blending of beauty and comfort.

It appeals to the love of the beautiful which is part of every normal being, and it seems to extend an invitation to settle back into its padded depths and rest.

This chair would be a credit to any home in the land, and will make a perfect gift to wife, sister or mother. Height of back, 26 in.; width of seat, 22 in.; depth of seat, 21 in.

4A-467—Upholstered in Imitation leather, Black **\$14.10**
 or Spanish **\$14.10**
4A-468—Upholstered in Mole skin. Each **\$16.10**

GENUINE IMPORTED TAPESTRY



Another beautiful Rocker of slightly different design. The cut shows this Rocker upholstered in imported Tapestry, which is very popular at the present time. Can be furnished in Mole skin if you prefer.

This is another "Homecraft" piece of which we are justly proud, and you can undoubtedly find a place for it in your home.

It will harmonize perfectly with pieces of almost any finish and design. Height of back, 29 in.; width of seat, 22 in.; depth of seat, 21 in.

4A-469—Upholstered in Genuine Imported Tapestry. Each **\$15.00**

4A-469—Upholstered in Mole skin. Each **\$14.75**

TURKISH ROCKER **\$13.00**



A splendid "Homecraft" Bass Rocker at about half what it would cost if purchased in the ordinary way.

No detail has been overlooked that would add to its serviceability or appearance, and it will add tone to any room in which it is placed. Height of back, 27 in.; width of seat, 21 in.; depth of seat, 18 in.

4A-471—Upholstered in Imitation leather, Black **\$13.00**

4A-470—Upholstered in Mole skin. Each **\$13.60**

"HOMECRAFT" LIVING ROOM FURNITURE—CHAIRS

GENUINE or IMITATION LEATHER—MISSION



Simplicity and strength is the keynote of this beautiful Mission Rocker.

It promises a life time of everyday service, and would be a valuable addition to your home. Made of quartered oak throughout, with full spring cushion seat. Upholstered in either genuine or imitation Spanish leather.

4A-514—Rocker, Genuine Leather, **\$8.95**
4A-515—Rocker, Imitation Leather, **\$8.25**

GENUINE LEATHER CHAIR OR ROCKER



This "Homecraft" Rocker offers a splendid value to the careful buyer. Built on simple but graceful lines, it has the massive beauty that is a characteristic of all true mission pieces. Made of quartered oak throughout, with full spring seat and padded back. Upholstered in genuine Spanish leather.

4A-516—Rocker, each **\$9.15**
4A-517—Straight Chair, 10 match **\$8.00**

GENUINE SPANISH LEATHER



Here is a splendid example of pure Mission style.

This handsome Rocker is a credit to the "Homecraft" line, and is bound to be a universal favorite. Just imagine what an addition it would be to your living room, library or den.

Made of quartered oak throughout, with full spring cushion seat and detachable pillow back. Upholstered in genuine Spanish leather.

4A-518—Rocker, **\$16.75**
varb

IMPORTED TAPESTRY OR SPANISH LEATHER



A wonderful bargain is offered in this full upholstered "Homecraft" Rocker.

A world of study and careful planning on the part of our expert designers, was necessary to produce so much real value at the price.

Made of quartered oak, with full spring seat and padded back. Upholstered in either imported tapestry or genuine Spanish leather. You will be sent in tapestry unless otherwise specified.

4A-519—Rocker, in **\$13.25**
Spanish Leather
4A-520—Rocker, in Imported Tapestry **\$13.25**

IMPORTED TAPESTRY FIRESIDE CHAIR



A beautiful Chair of the "Jacobean" period. The distinguishing features are the cane panel back and spiral legs and back spindles.

It typifies the spirit of the seventeenth century, and our craftsmen have adhered very closely to the original design.

Made of quartered Oak throughout, with three cane back panels. Cushion of genuine imported tapestry.

4A-521—Chair, each **\$21.25**

PLAIN UPHOLSTERED AUTO-SEAT ROCKER



A plain upholstered auto seat Rocker built on straight lines, but a chair which on account of its being plain will always be in keeping with any other furniture in the room. The upholstering is of the best grade of imitation leather, either Black or Spanish.

4A-522—Rocker, as described, each **\$8.90**

"HOMECRAFT" LIVING ROOM FURNITURE—CHAIRS

CHAMBER OR SEWING ROCKER



A splendid Rocker for the sewing room and one that will stand up under constant, everyday use. Note the substantial construction of every chair on this page, and compare them with those shown by other houses at the same price.

Made of solid oak with quartered back and seat.

Finished Golden Oak, unless otherwise specified.
4A-330—Rocker..... **\$2.95**

SADDLE SEAT CHAMBER ROCKER



There is a place in every home for a Rocker of this kind. A beautiful piece of furniture designed by honest craftsmen, and one that is bound to meet with universal favor.

Made of Quartered Oak throughout, with seat hollowed out for saddle effect.

4A-331—Rocker... **\$3.35**

SADDLE SEAT ROCKER



Another Chamber or Sewing Rocker of very similar design.

This should appeal to the careful, conscientious buyer who understands the true purchasing value of every dollar. Made of quartered Oak throughout, with saddle seat.

4A-332—Rocker.... **\$3.15**

SOLID COMFORT ROCKER



This is a time-tried and popular style. Realizing the demand for an inexpensive Rocker of this type, our designers have accomplished the almost impossible: a comfortably solid Oak Rocker for less than \$3.00.

Is of the full round spindle type, and has wood saddle seat.

4A-526—Rocker..... **\$2.95**

INEXPENSIVE WOODEN ROCKER



A Rocker of very similar style, except that it has that spindle back. These chairs are the product of our most expert craftsmen, and are worthy of a place in any home. Not to be confused with the flimsy article usually sold for equal or higher prices.

4A-534—Rocker
Each..... **\$2.95**

SLIP-SEAT WOODEN ROCKER



This is a true "Homcraft" Rocker, a beauty in every line and designed both for comfort and service. Every detail shows originality and careful study, and the result is a chair of which we are justly proud. Made of quartered Oak throughout, with genuine leather slip seat.

4A-533—Rocker..... **\$5.25**

SLIP-SEAT WOODEN ROCKER



Another product of our designers which is a credit to the "Homcraft" line.

Simple in outline, dignified, comfortable and substantial, it will add tone to any room in which it is placed. Furnished in Quartered Oak throughout, with genuine leather slip seat.

4A-536—Rocker..... **\$4.25**

ALADDIN HOMECRAFT LIBRARY TABLES

JACOBEAN



A solid Oak Jacobean type Library Table. Has a main top 24x36 in. with a magazine shelf below. Has spiral twisted posts or legs and three panels in each end. These tables are finished either in Fumed Oak or Early English. The usual retail price would be at least 50 per cent more than that which we ask.

No. 4B-4041—Library Table **\$5.95**

MISSION



Solid Oak Mission Library Table with a main top 28x30 in. Has a magazine or book shelf at each end and another beneath, which runs full length of the table. The posts are heavy and square. Provided with a drawer for writing material, etc. A very handsome table and one which, as a general rule, sells far twice what we ask. Finished Fumed, Golden or Early English.

No. 4B-4042—Library Table **\$6.40**

ARTS AND CRAFTS MISSION



A four Arts and Crafts Mission type Library Table. One which is more valuable because the type is so unusual. The flaring posts or legs, come paneled ends, shaped brackets which support the posts, rough shaped magazine or book shelf below and the typical hardware all add to the beauty and attractiveness of the table. Top, 28x44 in. Finished in Fumed Oak at prices quoted, or in Kaiser gray for \$1.00 additional.

No. 4B-4045—Library Table **\$13.25**

JACOBEAN



A large well proportioned Jacobean Library Table, handsomely designed and beautifully finished and worthy of a place in any home. The spiral twisted legs or posts with square cap and feet, the top apparently suspended between these and the paneled ends are all marks which would be found in very high priced tables, but rarely in a table selling at anywhere near our price. Top is 28x40 in. Finished Fumed or Early English.

No. 4B-4057—Library Table **\$8.75**

JACOBEAN



The most beautiful Library Table of the type ever offered. The top is 28x48 in., with a large drawer beneath, a magazine shelf with a book shelf at each end adds materially to the appearance. The cane panels at each end of the book shelves make the appearance very pleasing. The finishes are Fumed and Early English. Golden Oak can also be furnished.

No. 4B-4048—Jacobean Library Table **\$22.90**

MISSION



A Mission type Library Table with a book shelf at each end. Main top is 28x36 in. Made of heavy Oak throughout. Heavy square posts, large, roundy drawer and magazine shelf below. A well made and well proportioned table, beautifully finished in Fumed Oak, Early English or Golden Oak.

No. 4B-4091—Mission Library Table **\$13.85**

ALADDIN LIBRARY TABLES, DESKS, ETC.

AN INEXPENSIVE ROUND TABLE



with all artistic lines of much more expensive tables. Top is 24 in. in diameter. The table weighs 40 lbs. and is shipped packed in two boxes from the factory.

(In northern Indiana. Furnished either in Golden Oak or Imitation Mahogany.)

No. 4A-570—Round Table. (State finish wanted).
Price **\$2.35**

THIS PILLAR TABLE



has been very popular wherever introduced, and on account of the perfect proportions makes an exceptionally attractive appearance. The top is 24 in. square. The pedestal has a spread of 20 in. The pedestal is 3 in. finished into the platform base. Shipped knocked down direct from the factory in Indiana. Weight, 75 lbs., furnished either in Golden Oak or Mahogany, dull or polished finish.

No. 4A-572—Pedestal Table. (State finish wanted).
Price **\$7.45**



OUR "HOMECRAFT" SEWING TABLE

An exceptionally attractive gift for sweet-heart, mother or wife. Furnished either in Golden Oak or Mahogany. The top, which opens, is 14 in. wide and 32 in. long. When closed, 14x36 in.; has two drawers, 12 in. wide, 14 in. deep, and the pedestal is 5 in. in diameter. Furnished in Golden Oak or Mahogany. Dull or polished finish. Shipped from the factory in Northern Indiana. Shipping weight, 75 lbs.

4A-574—Sewing Table. (State finish wanted).
Price **\$7.90**

PEDESTALS



4A-575—Pedestal, top is 12 in. square, 1 in. thick; height over all is 25 in.; column is shaped as shown in the cut, 4 in. square at the largest point. Furnished either in Quarter Sawn Oak or Imitation Mahogany.
Price **\$2.95**

4A-576—Square Pedestal, top 12 in. square, 1 1/2 in. thick, 25 in. high, 4 in. column; solid Quarter Oak and Genuine Mahogany Veneered, Mission design.
Price **\$2.90**



This has undoubtedly been the greatest selling table ever offered, and of all the tables of this type which have been sold, there has never been a better designed or finished table offered. The proportions are perfect. The top is 24 inches square, the legs heavy, and the feet polished brass with claw holding glass ball. The run is veneered and bent as shown in the cut. Edge of top and skirt are rounded. Furnished either in Golden Oak or Imitation Mahogany. Shipped from factory in northern Indiana.

4A-578—Parlor Table. (State finish wanted). Price **\$5.60**

PEDESTALS



4A-580—"Homecraft" Pedestal, 12 in. square top, 1 in. thick, column is 8 1/2 in. square at the bottom, 25 in. high over all. Furnished either in Oak or Imitation Mahogany.
Price, each **\$4.10**

4A-581—Round Top Pedestal, top 12 in., 1/2 in. thick, 25 in. high over all. Has a 3 in. round turned column. Furnished either in Oak or Imitation Mahogany.
Price, each **\$2.25**

TELEPHONE STAND AND SEAT



This is a truly artistic piece of furniture, and one which will fill a long needed place in the home. An ideal gift. Top is 13x19 in. with a shelf of the same size for telephone book, etc. The height is 36 in. Beech to match. Furnished in Plain Oak in the following finishes: Fumed, Golden Oak or Early English.

4A-582—Telephone stand and seat.
Price, each **\$6.75**

SMOKERS'



CABINET

Smokers' Cabinet or Bellareto is a useful, as well as ornamental piece of furniture. A "Homecraft" piece for the man of the house. An ideal present. Top is 11 1/2 in. square; height, 28 in.; made of Solid Oak. Furnished either Fumed, Golden Oak or Early English. Shipped from factory in northern Indiana.

4A-583—Smokers' Cabinet or Bellareto, etc.
Price, each **\$6.75**

TELEPHONE STAND AND SEAT



A very popular Telephone Stand, consisting of stand and chair. Stand has a swinging telephone rest with a shelf for telephone book, papers, etc. Top is 13x20 in.; height is 32 in. Low backed chair to match. Made of Solid Oak. Finished Fumed, Golden Oak or Early English. Shipped from factory in northern Indiana.

4A-586—Telephone Stand and Chair **\$5.25**

ALADDIN "HOMECRAFT" BOOK CASES



A single door Arts and Crafts Bookcase, made of solid Oak with divided glass door. Is 22 in. deep, 26 in. wide and 54 in. high. The door has one 9 1/2 x 20 1/2 in. glass and two 10x28 in. glasses. Has three shelves, the bottom and top making five in all. Finished Fumed Oak at price quoted, or Kaiser gray for \$1.00 extra. Weight, 103 lbs.

No. 4B-4916—Bookcase, each **\$11.40**



This Bookcase was especially designed for the modern bungalow. A beautiful example of the Old Dutch Arts and Crafts furniture, is 14 in. deep, 52 in. wide and 46 in. high. Finished Fumed or Early English. Each door contains three glasses, one 8x17 in. and two 8x24 in. Weight, about 170 lbs. No. 4B-4917—Bookcase **\$16.90**

Another Mission design Bookcase made of solid Oak with double doors, plain glass. Has a main top 11x46 in. The open work sanitary base adds greatly to the appearance of this case in addition to making it much easier to sweep and clean around. The doors each have a glass 18x40 in. Finished Fumed or Early English. Weight, 195 lbs. No. 4B-4918—Bookcase **\$18.95**



Another example of Old Dutch Arts and Crafts furniture. The divided lights at top of the doors, the stiles which widen toward the bottom and the curved brackets supporting the main top are all attractive features. 15 in. deep, 47 in. wide and 57 in. high. Finished Fumed or Early English, or in Kaiser gray for \$1.00 extra. Weight, 165 lbs. No. 4B-4919—Bookcase **\$21.85**



A large well proportioned Mission bookcase, plain in design but very rich in appearance. The large square posts and paneled ends add to this. The case is 14 in. deep, 47 in. wide, 54 in. high and weighs 200 lbs. Finished Fumed or Early English. No. 4B-4920—Bookcase **\$22.75**



A Jacobean type bookcase made to conform with any of the Jacobean furniture shown in this book, of clear Oak with paneled ends. Is 15 in. deep, 48 in. wide and 61 in. high. Each door has one 18x42 in. glass. Finished Fumed or Jacobean, at prices quoted or can be finished Kaiser gray for \$1.00 extra. Weight, 185 lbs. No. 4B-4921—Jacobean Bookcase, **\$25.25**

ALADDIN HOMECRAFT WRITING DESKS

MISSION



An Arts and Crafts Mission Ladies' Writing Desk, made to match Library Table No. 4B-1085. The top is 28x28 in. with a plain oak back with a cane faced stationery pocket at each end. A large round drawer beneath and cane paneled ends. The feet rest beneath and are round cane panel in center. Finished Fumed at price quoted, or Kaiser gray at \$1.00 extra.

No. 4B-1016—Writing Desk

\$12.15

JACOBAN



An attractive Jacobean Ladies' Writing Desk with a main top 22x26 in. Has a cane ribbed back with a stationery drawer at each end, a full length drawer beneath the main top. The spiral twisted legs or posts are 19 in. to the Jacobean type. A double foot rest strengthens the desk and adds to the attractive design. Finished Fumed or Jacobean.

No. 4B-1011—Writing Desk

\$15.65

COLONIAL MAHOGANY



An inexpensive Ladies' Writing Desk made of maple finished Golden Oak, or with Mahogany veneered front, finished Mahogany. Is 28 in. wide and 40 in. high. The front drops down to make a writing desk. Behind this, when closed, are pigeon holes for stationery, valuable papers, etc.

No. 4B-1017—Writing Desk. Weight, 60 lbs.

\$8.40

COLONIAL OAK



Maple finished to imitate Golden Oak. 27 in. wide, 42 in. high. Gloss finish. A full width drawer for pens, etc. is a great convenience. The front drops down to make a writing desk. When closed, covers the pigeon holes for valuable papers, etc.

No. 4B-1013—Writing Desk. Weight, 65 lbs.

\$6.80

OAK OR MAHOGANY

A large roomy Writing Desk made of genuine quarter sawed Oak finished Golden Oak, polished or waxed, or Fumed Oak waxed. The front drops down to make a desk and when closed covers a series of pockets or pigeon holes for paper, etc. One full length drawer and two small drawers beneath. 34½ in. wide, 41 in. high. Mahogany finish if desired.



No. 4B-1014—Writing Desk. Weight, 120 lbs.

\$14.30

MAHOGANY COLONIAL

A full Mahogany veneered Writing Desk. A very popular and well designed desk. Massive and rich in appearance. The full value of this desk cannot be brought out in an illustration. One shallow and two deep full width drawers beneath the desk section. The front drops down to make the desk. Width, 27 in.; height, 42 in. Finished dull.



No. 4B-1015—Mahogany Desk. Weight, 120 lbs.

\$22.75

THIS COMPLETE FOUR PIECE MISSION LIVING ROOM SUITE \$13⁹⁵



The suite illustrated above and described in detail here is a rare value at the price quoted—4 pieces at \$13.95, and by no means could any one guess its real value. It represents a quality which is usually sold at twice the price which we quote and always sold at a price far greater than ours. Each piece is made of solid white oak. Upholstered in best grade imitation Spanish leather. This upholstery will last fully as long as and in many cases, longer than genuine leather.

The pieces are well built, strong and sturdy in appearance and construction, well proportioned and great care is taken in the finishing of each piece. Always shipped direct from the factory, thus assuring customers of the minimum freight charges and at the same time eliminating most of the danger of damage in transit.

We guarantee that this suite as well as all other furniture sold by us, will be exactly as described by us, and also guarantee safe arrival to our customers, and agree to replace or repair any pieces damaged in transit or to refund full purchase price, together with freight charges paid on any article found otherwise than as described by us and returned to us for that reason. Could anything be fairer? We assume all risk.

PIECES OF WHICH THE SUITE CONSISTS DESCRIBED IN DETAIL

THE LAMP is not included in the price quoted on the suite, but can be furnished at the prices quoted below. Can be furnished for either gas or electricity. Is 21 inches high. Has a 6 inch base and 1 1/2 inch shaft. Made of quarter sawed oak and finished Fumed, Early English or Golden to match balance of suite. The shade is 12 inches square fitted with either green or amber opalescent glass and has a 4 inch glass hood fringe.

THE LIBRARY TABLE has a main top 24x24 inches with book or magazine shelf below. The ends are finished each with two narrow and one broad seat. Posts or legs are two inches square. Is well proportioned and beautifully finished. The finishes are Fumed Oak, Early English or Golden Oak. Shipped knock-down from factory in western Michigan. Shipping weight about 75 lbs.

THE ARM CHAIR is large and roomy, the back being 27 inches high. Seat 21 inches wide,

upholstered in best grade imitation Spanish leather. Front posts 1 1/2 inches square, capped with a broad flat arm. Finishes are Fumed Oak, Early English or Golden Oak. Weight, about 40 lbs.

STRAIGHT BACK CHAIR to match balance of the suite, has 1 1/2 inch square front posts. Back is 27 inches high. Seat 17 1/2 inches wide, upholstered in best grade imitation Spanish leather. Strong and sturdy built, exceptionally proportioned. Finishes are Fumed Oak, Early English or Golden Oak. Weight about 25 lbs.

ARM ROCKER is made an exact match for the arm chair. Dimensions being the same. Upholstering and finish the same. Bear in mind that this is not a cheap suite of furniture but is well made, well proportioned and would ordinarily be sold at twice the price we are asking. Shipping weight about 40 lbs.

| | |
|--|---------|
| No. 4B-4900—Complete suite, less lamp..... | \$13.95 |
| No. 4B-4901—Library Table | 4.75 |
| No. 4B-4902—Arm Chair | 8.75 |
| No. 4B-4903—Straight Chair | 2.50 |
| No. 4B-4904—Arm Rocker | 5.75 |
| No. 4B-4905—Aladdin Electric Lamp | 2.90 |
| No. 4B-4906—Aladdin Gas Lamp | 3.20 |

ALADDIN SEWING MACHINES

ALADDIN "QUEEN" SEWING MACHINE

GUARANTEED FOR 10 YEARS

Without question this is one of the best low priced machines ever offered. It is strictly dependable, and within its limitations, will perform absolutely perfect work and give excellent service for a great number of years.

SEWING HEAD: The sewing head has an unusually high arm for a machine of this type. There are many important features embodied in this machine some of which are as follows:

Positive Double Width Four Motion Steel Forged Feed, Improved Stitch Regulator on face of arm, Tension Release, Automatic Bobbin Winder, Perfected Takeup, Self-Threading Shuttle, Self-Setting Needle and Nickel Removable Steel Face Plate. The working parts are made of the best quality steel and the machine with proper care, will last a lifetime.

THE CASE: Is in the form of a five drawer semi-drop cabinet which is plain but substantially built of Oak throughout, and is given a high varnish finish. There are four extra long and roomy side drawers with oxidized pulls and handy center draw and an 18 inch inlaid tape measure on front of table. Sewing head is raised in position with one movement of the arm and is locked in place with a simple yet effective device provided for that purpose.

THE STAND: While lighter than the stand on our higher priced machines, is nevertheless strong and well braced. All bearing points are hung on hardened steel cones which are provided with means for adjustment in case the same should be necessary after many years of use.

THE ATTACHMENTS: A full set of steel attachments are furnished. They are packed in a pasteboard box and consist of the following:

Ruffler, Tuckor, Binder, Braider, Four Assorted Hemmers, Feller, Quilter, Cloth Guide, Twelve Needles, Five Bobbins, Two Screw Drivers, Filled Oil Can and Illustrated Book of Directions. Needles may be purchased

No. 4A-1610 Aladdin "Queen" Sewing Machine.....

\$14.60



\$14.60

ALADDIN "PRINCESS" SEWING MACHINE

This machine presents the most unusual and desirable combination of quality, high efficiency and low price. It is a high grade machine in every respect and will more than hold its own with the agency machines selling at double this cost. You cannot buy as good a machine for the money elsewhere.

THE SEWING HEAD: Has more improved conveniences and time and labor saving devices than any other sewing machine of like grade in this country. Makes a double lock stitch, a stitch that is always smooth, even and perfect. It runs easily and quietly. A few of the special features are: Spring Tension with convenient release, Improved Take-up, Double Width Steel Forged Four Motion Feed, Automatic Bobbin Winder, Self-Threading Shuttle, Self-Threading Needle, Gear Releasing Device, Improved Stitch Regulator on face of arm, and nickel steel removable face plate. Working parts made of hardened tool steel. With proper care, will last a lifetime.

THE CASE: Attractive in appearance, substantial in construction, four deeply embossed side drawers and a center drawer with turned fancy brass handles, are extra large and solid, and an 18 inch transfer tape measure on the table for the convenience of the operator. Furnished either with hand lift or automatic raising head as priced below.

THE STAND: Is Ball Bearing, these bearings operating in hardened steel cones. The machine runs much smoother and easier than those where the balls travel on the rough surface of the castings themselves. Special pattern wheel guard holds the belt on at all times.

THE ATTACHMENTS: Of the foot pattern are packed in a velvet lined box. The full set consists of: Ruffler, Tuckor, Under Braider, Foot Binder, Feller, Four Assorted Hemmers, Cloth Guide, Twelve Needles, Six Bobbins, Filled Oil Can, Two Screw Drivers and Book of Directions.

No. 4A-1612 Princess Sewing Machine, Hand Lift Head

No. 4A-1613 Princess Sewing Machine, Automatic Lift Head

\$16.75



\$16.75

\$17.60

ALADDIN SEWING MACHINES

THE ALADDIN "GRAND" SEWING MACHINE

We take special pride in this, our Aladdin Grand sewing machine. This model we honestly believe to be the most fully equipped and best sewing machine on the market for anywhere near the same price. No feature has been overlooked which would add to the perfect working of this machine.

THE SEWING HEAD: Has an extremely high arm and in every respect it is modern and well equipped with labor-saving devices as the following list will show: Improved Disc Tension, with Automatic Release, Steel Forged Double Width Positive Four Motion Feed, Automatic Stitch Regulator on face of arm, Automatic Bobbin Winder, Positive Cam Driven Takeup, Gear releasing device, Self-threading Shuttle, and oil hardened Steel Working Cases.

THE CASE: Is of the Colonial design, is well and solidly constructed of the finest mirror finish, Quarter Sawn Oak. Has four extra large, well built side drawers, with unique metal pulls, convenient center drawer; 18 in. tape measure inside in the table, and a patented easily operated and quiet running steel chain and lever automatic lifting device.

THE STAND: Ball bearings for two sets of accurately ground steel balls operating in steel cones, runs easily and quietly. Is equipped with a device which prevents the machine from becoming unbalanced. The pitman which is made of steel and is unbreakable, has non-binding adjustable connections at either end.

THE ATTACHMENTS: Are very complete as the following indicates: Tacker, Ruffler, Braider, Binder, Four Hemmers of different widths, Shirring Slide, Feller, Quilter, Cloth Guide, Six Bobbins, Twelve Needles, Two Screw Drivers, Filled Oil Can and Illustrated Book of Directions.



\$18.75

No. 4A-1611 Aladdin "Grand" Sewing Machine..... **\$18.75**

THE ALADDIN "SOVEREIGN" SEWING MACHINE

The good points of this machine are not confined to mere appearance, as it is the easiest running and most perfect stitching sewing machine of this type on the market.

THE SEWING HEAD: Is well finished in Black Enamel with the finest imported Damascus decorations of many colors and has an extra high arm. Has self-adjusting Tension with Automatic Release, no other machine has this. Automatic Stitch Regulator, Automatic Gear Releasing Device, Two Spool Pins, Steel Cupped Needle Bar, Positive Cam Driven Takeup, Hefty Threaded Bobbin Case which can be removed from above.

THE CASE: Is a new Pattern Colonial Design. The drawers, four in number with very attractive enameled pulls, are Crosscut shape to conform to the contour of the table. Nothing but the finest selected hand rained quarter sawed oak is used in its construction. The tested flexible steel table automatic lifting device raises the sewing head into position and at the same time elevates the ornamental center panel. There is an 18 inch tape measure inside in the front of the table.

THE STAND: Is the improved ribbon type of ball bearing stand, strong in construction, easy and quiet in operation. The balls are encased in patented steel retainers where they revolve independently of each other. The pitman has belt and socket non-binding bearings, also equipped with an automatic belt replacer.

THE ATTACHMENTS: Are packed in a substantial, velvet lined japanned metal box with clips for holding each separate attachment. The set consists of the following:

One Ruffler, One Tacker, One Binder, One Braider, One and a Half Braider, One Shirring Slide, Four Hemmers of different widths, Shirring Slide, Feller, Quilter, Two Screw Drivers and Thread Cutter. The following accessories are also supplied with each machine: Twelve Assorted Needles, Six Bobbins, Cloth Guide, Filled Oil Can, and Family Understood, well Illustrated Books of Instruction covering the use and care of the machine and attachments.



\$23.75

No. 4A-1616 Aladdin "Sovereign" Sewing Machine..... **\$23.75**

"HOMECRAFT" REFRIGERATOR



REMOVABLE ICE CHAMBER

WITH GALVANIZED OR
WHITE ENAMEL
LINING

THE OUTER CASE of this refrigerator is made of solid ash, finished in Golden Oak. The panels are raised. The case is well made. All corners being rounded and all joints well made. In fact, it is a high grade refrigerator in every sense of the word.

BEST KNOWN METHOD OF INSULATING. Insulated with mineral wool, non-conducting sheathing and a double dead air space. The mineral wool is held in place by the sheathing and straw board in such a manner that it cannot settle down to the bottom of the box and leave the ice compartment unprotected.

THE HARDWARE. The trimmings are all solid brass, heavily nickel plated and highly polished. Made after our own design. The latest improved pattern of refrigerator hardware.

THE PROVISION CHAMBER is lined with heavy galvanized iron, furnished plain or white enameled as per price quoted below. The provision chambers are all large and well proportioned. Shelves are all adjustable or removable, thus this chamber is easily cleaned.

THE ICE COMPARTMENT is fitted with an inner lining which can be removed for the purpose of cleaning. An all metal cushion ice chamber support insures a long life. The lid is supplied with a patent lid support and fitted with patent waste trap or syphon. Ice racks are galvanized steel bars riveted together.

THE SHELVES. The refrigerators are supplied with patented woven wire shelves. These being made of heavy steel wire, electrically welded at the intersections and heavily tinned. They are adjustable.

| Model No. | Width, in. | Depth, in. | Height, in. | Ice Comp., in. | Provision Comp., in. | Ice Cap., lbs. | Weight, lbs. | Enameled Lined | Galvanized Lined |
|-----------|------------|------------|-------------|----------------|----------------------|----------------|--------------|----------------|------------------|
| 1A-1100 | 32½ | 14½ | 46 | 16x10x10 | 18x10x14 | 40 | 115 | \$ 7.80 | \$ 6.95 |
| 1A-1102 | 24 | 16 | 41 | 17x10x10 | 19x12x14 | 50 | 120 | 9.40 | 8.50 |
| 1A-1104 | 26 | 19 | 43 | 19x15x11 | 21x14x16 | 75 | 155 | 10.40 | 9.65 |
| 1A-1106 | 27 | 19 | 45 | 20x14x12 | 23x14x18 | 90 | 170 | 12.15 | 11.55 |
| 1A-1108 | 31 | 20 | 47 | 22x15x12 | 25x15x18 | 110 | 190 | 14.45 | 13.40 |

We cannot furnish the above described refrigerator with rear icing arrangement; however, with this one exception, we can furnish any refrigerator shown by us with rear icing arrangement for \$2.50 above regular price.

"HOMECRAFT" REFRIGERATORS

Note the Large Ice Chamber the Well Arranged and Roomy Provision Chamber Also the Adjustable and Easily Removed Wire Shelves Lined with Galvanized Iron Plain White Enameled or with White Porcelain Enamel



Furnished with Rear Icing Arrangement To Do Away with the Necessity of the Ice Being Carried Thru the Kitchen if so Desired at an Additional Cost of only

\$3.50

Full Particulars of This Arrangement Are Given at the Bottom of This Page

CONSTRUCTION. All "Homecraft" refrigerators are constructed with an inside case of odorless and tasteless lumber, matched and clamped together, well nailed and glued, and fastened to hardwood cleats, making a thoroughly air-tight strong cabinet in itself, and making it one of the strongest and most durable refrigerators ever built.

FINISH. They are finished in three coats of the best quality of filler and water-proof varnish, giving them a gloss finish that looks well and

one that will wear. The inside construction is neat and sanitary, containing many features covered by patents. These add much to the convenience of the user.

THE PROVISION CHAMBER is made of Galvanized Iron, furnished plain or white enameled, and the large size in white porcelain enamel.

THE SHELVES are woven wire with a heavy steel frame. They are heavily tinned and make a strong, sanitary shelf.

| Catalog No. | Width, in. | Depth, in. | Height, in. | Ice Comp., in. | Provision Comp., in. | Ice Cap, lbs. | Weight, lbs. | Galvanized, lbs. | White Enameled | Porcelain Enameled |
|-------------|------------|------------|-------------|----------------|----------------------|---------------|--------------|------------------|----------------|--------------------|
| 4A-1180 | 24 | 17 | 50 | 17x12x14 | 20x12x19 | 65 | 150 | \$11.00 | \$12.00 | |
| 4A-1182 | 25 | 17 | 54 | 17x12x15 | 20x12x22 | 80 | 170 | 12.25 | 13.25 | |
| 4A-1184 | 29 | 19 | 57 | 19x14x17 | 22x13x24 | 120 | 220 | 14.40 | 15.75 | \$21.38 |

MEASUREMENTS FOR REAR ICING ARRANGEMENTS FOR ALADDIN REFRIGERATORS

The following measurements apply to the refrigerator and not to the opening in the wall. You must bear in mind that opening in the wall should be about two inches larger each way than the first two measurements given.

Caution: Be sure that you do not make the opening so high that it will leave an open spot above the top of refrigerator.

| | 4A-1180 | 4A-1182 | 4A-1184 | 4A-2192 | 4A-3192 | 4A-4194 | 4A-5196 | 4A-6199 | 4A-7212 |
|---|---------|---------|---------|---------|---------|---------|---------|---------|---------|
| Height of Rear Door | 33½ in. | 35 in. | 37 in. | 38 in. | 38½ in. | 39 in. | 39½ in. | 40 in. | 40½ in. |
| Width of Rear Door | 16½ in. | 18½ in. | 21½ in. | 11½ in. | 12½ in. | 13½ in. | 14½ in. | 16½ in. | 25½ in. |
| Bottom of Rear Door to Floor (with casters) | 33¼ in. | 35¼ in. | 36¾ in. | 23 in. | 23½ in. | 24 in. | 24½ in. | 25½ in. | 31½ in. |
| Rear Door to Left End facing Rear of Refg. | 8¼ in. | 2¼ in. | 3¼ in. | 2¼ in. | 2½ in. | 3¼ in. | 3½ in. | 2½ in. | 3¼ in. |
| Rear Door to Right End facing Rear of Refg. | 3¼ in. | 2¼ in. | 3¼ in. | 15½ in. | 17 in. | 18½ in. | 20 in. | 15½ in. | 2¼ in. |
| Top of Rear Door to Top of Refrigerator | 3½ in. | 3½ in. | 3½ in. | 3½ in. | 3½ in. | 3½ in. | 3½ in. | 3½ in. | 3½ in. |

"HOMECRAFT" TABLE-TOP, SIDE-ICING REFRIGERATOR



Made for
Rear Icing
When So
Ordered

Galvanized
Iron, White
Enamel or
Porcelain
Lining.



Solid Oak
Case, Bronze
Hardware,
Nickel
Plated.

Round
Corners,
Table-Top,
Insulation
The Best.

\$14.¹⁵ FOR THIS LARGE SIDE-ICING
"HOMECRAFT" REFRIGERATOR

THE CASE is made of solid oak, inside case of odorless and tasteless lumber, matched and clamped together, well nailed and glued, and fastened to oak cleat. The outside case, made of oak, is banded and glued to the cleats which bind the inner case.

THE ICE CHAMBER is lined with heavy galvanized iron and is equipped with a cushion frame, thus insuring a long life.

THE PROVISION CHAMBERS are down one side and below the ice chamber. They are large and roomy, and we believe our porcelain enameled lined refrigerators are the best ever offered regardless of price.

THE FINISH is obtained by applying a coating of liquid wood filler. This in turn is finished with three coats of water proof varnish. The inside finish is neat and sanitary, containing many features covered by patent.

THE SHELVES are made of heavy woven wire with a strong steel frame, all heavily coated with tin, thus making a strong, odorless, non-corrosive shelf.

THE HARDWARE is of the latest and most approved type, easily operated with one hand, and a positive gravity catch. Made of solid bronze heavily nickel plated.

| Catalog No. | Width, in. | Depth, in. | Height, in. | Ice Comp., in. | Provision Comp., in. | Ice-Box Weight, lbs. | Galvanized lbs. | White Enamelled | Porcelain Enamelled | |
|-------------|------------|------------|-------------|----------------|----------------------|----------------------|-----------------|-----------------|---------------------|---------|
| 4A-1190 | 30 | 19 | 44 | 12x14x18 | 18x15x20 15x15x19 | 80 | 290 | \$11.15 | \$16.00 | \$20.40 |
| 1A-1192 | 32 | 19 | 45 | 12x15x19 | 14x14x19 14x14x19 | 100 | 275 | 16.15 | 17.10 | 21.55 |
| 1A-1194 | 37 | 20 | 46 | 15x15x20 | 15x15x22 15x15x19 | 115 | 250 | 18.25 | 19.00 | 24.00 |
| 4A-1196 | 38 | 21 | 48 | 16x16x21 | 16x16x24 16x16x11 | 150 | 275 | 20.75 | 22.40 | 27.00 |



The rear icing arrangement which is explained in detail on the preceding page, can also be furnished with any refrigerator shown on this page. This is absolutely the nicest way of handling the refrigerator, as you entirely eliminate the necessity of the ice man tracking dirt and water through the kitchen. The cost is very nominal. Any refrigerator shown with rear icing doors, for, **\$3.50** additional to the quoted price.....



"HOMECRAFT" REFRIGERATORS

THE MOST POPULAR STYLE \$11.95
REFRIGERATOR ON THE MARKET

In this we show a refrigerator, the type of which has become very popular. The same general construction as is used in our higher priced refrigerators is carried out in this, that is, the same high grade finish, the same hardware and the same care in insulating. The material, however, of which they are made is Ash.

THE PROVISION CHAMBERS in each of these refrigerators are built along one side and beneath the Ice Compartment, thus insuring the highest amount of good derived from every pound of ice consumed.

THE ICE COMPARTMENT is lined with heavy galvanized iron, is well insulated and the cushion frame on which this lining is supported insures a long life. The ice capacity is based on the weight of a piece of ice of the same general dimensions as the ice compartment. From this 25% is deducted to allow for difference in the shape of the pieces of ice which you may get.

| Catalog No. | Width | Depth | Height | Enamel Lined | Galvanized Lined |
|-------------|--------|--------|--------|--------------|------------------|
| 4A-2190 | 29 in. | 17 in. | 44 in. | \$13.33 | \$11.95 |
| 4A-2192 | 30 in. | 19 in. | 44 in. | 14.95 | 13.75 |

GENERAL DIMENSIONS

| Catalog No. | Ice Compartment | Provision Compartment | Ice Capacity | Weight |
|-------------|-----------------|------------------------------|--------------|----------|
| 4A-2190 | 12x12x15 in. | 12x12x9 in. 12x12x7 in. | 60 lbs. | 100 lbs. |
| 4A-2192 | 12x14x19 in. | 12x13x16 in. 12x13x10 in. | 80 lbs. | 175 lbs. |



REAR ICING ARRANGEMENT can be furnished for this refrigerator at an extra cost of \$3.50. Bear in mind that when you have a rear icing arrangement opening outdoors, that for practically 6 months of the year you can leave that door open and thus save buying any ice.

LARGE TOP OPENER



Cannot be furnished with rear icing arrangement.

This large top opening refrigerator is made in one size only, and can be furnished with or without a white porcelain water cooler.

THE OUTER CASE is made of selected Ash lumber. Corners are rounded. The whole case is finished Golden Oak. The front and sides are paneled, the front panel being beveled.

THE ICE COMPARTMENT is large, being 25 inches wide, 15 1/2 inches deep and 14 inches high, lined with heavy galvanized iron, with a cushion frame.

THE PROVISION CHAMBERS, one on each side are each 16 inches wide, 16 inches deep and 20 inches high and can be furnished in either galvanized or enamel lined.

| | Wide | Deep | High | Galvanized Lined | Enamel Lined |
|---------|--------|--------|--------|------------------|--------------|
| 4B-2210 | 27 in. | 21 in. | 40 in. | \$19.00 | \$29.75 |

Weight, 250 lbs.; Ice Capacity, 150 lbs.

POPULAR FRONT OPENER



REAR ICING ARRANGEMENT can be furnished for this refrigerator at an extra cost of \$3.50.

A rear icing arrangement absolutely does away with the necessity of purchasing ice for about 6 months of the year.

A large sized open front refrigerator, popular because of the ease with which it can be filled and more popular on account of the price.

THE OUTER CASE is made of selected Ash, well made and beautifully finished in Golden Oak.

THE ICE COMPARTMENT is large, being 25 inches wide, 15 inches deep and 14 1/2 inches high, lined with heavy galvanized iron, supported on a cushion frame.

THE PROVISION CHAMBER is 20 1/2 inches wide, 15 inches deep and 18 1/2 inches high and can be furnished with either galvanized or enamel lined.

| | Wide | Deep | High | Galvanized Lined | Enamel Lined |
|---------|--------|--------|--------|------------------|--------------|
| 4A-2217 | 31 in. | 20 in. | 48 in. | \$13.95 | \$14.90 |

Weight, 220 lbs.; Ice Capacity, 125 lbs.

“HOMECRAFT”



REFRIGERATORS

AN INEXPENSIVE HOMECRAFT REFRIGERATOR

AN INEXPENSIVE REFRIGERATOR, made of Ash thruout with Golden Oak finish and solid brass trimmings. The case is well made, in fact, the same workmanship, care and careful inspection are given this, as our most expensive refrigerator.

While most of our refrigerators can be furnished with rear icing arrangement, this one cannot be furnished in that way, this on account of the top icing.

THE INSULATING consists of a dead air space between the two walls lined with non-conducting sheathing.

THE LININGS consist of galvanized iron plain or white enameled in the provision chamber, and galvanized iron in the ice compartment.

THE ICE CAPACITY is figured on the basis of the weight of a piece of ice of the same dimensions of the ice compartment, with 25% deducted from this to allow for difference in the shape of a piece of ice.

| Catalog No. | Width | Depth | Height | Enamel Lined | Galvanized Lined |
|-------------|----------------------|----------------------|----------------------|--------------|------------------|
| 4A-2160 | 19 $\frac{1}{2}$ in. | 14 $\frac{1}{2}$ in. | 29 in. | \$5.95 | \$5.45 |
| 4A-2162 | 22 $\frac{1}{2}$ in. | 14 $\frac{1}{2}$ in. | 40 $\frac{1}{2}$ in. | 7.25 | 6.45 |
| 4A-2164 | 23 $\frac{1}{2}$ in. | 15 $\frac{1}{2}$ in. | 42 in. | 8.54 | 7.20 |
| 4A-2166 | 25 $\frac{1}{2}$ in. | 18 $\frac{1}{2}$ in. | 44 in. | 9.50 | 8.90 |
| 4A-2168 | 27 $\frac{1}{2}$ in. | 19 $\frac{1}{2}$ in. | 47 in. | 11.95 | 10.90 |

GENERAL MEASUREMENTS

| Catalog No. | Ice Compartment | Provision Compartment | Ice Capacity | Weight |
|-------------|-----------------|-----------------------|--------------|----------|
| 4A-2160 | 14x11x 9 in. | 18x11x14 in. | 30 lbs. | 90 lbs. |
| 4A-2162 | 16x10x10 in. | 19x11x15 in. | 40 lbs. | 110 lbs. |
| 4A-2164 | 17x11x11 in. | 19x12x15 in. | 50 lbs. | 120 lbs. |
| 4A-2166 | 19x14x12 in. | 21x14x17 in. | 75 lbs. | 145 lbs. |
| 4A-2168 | 20x15x13 in. | 23x15x19 in. | 100 lbs. | 190 lbs. |



HOMECRAFT DOUBLE LID ICE CHEST

The demand for a refrigerator or ice chest for summer homes, small stores, flat buildings, etc., has forced us to add this ice chest to our line. We believe in so doing, we have selected the most popular one on the market, made of Ash lumber thruout, with a Golden Oak finish, a double lid or cover. The top one having rounded corners, the front and ends are nicely paneled. The general appearance is good.

THE LINING is galvanized iron. The ice compartment and provision chambers are all in one. While this is not the best arrangement for a refrigerator, it is very convenient where there is insufficient space for a large refrigerator.

COVERED by our blinding guarantee of Satisfaction or Your Money Refunded. Therefore, absolutely insuring our customers that this ice chest or any refrigerator, shown in this book will be exactly as described by us.

CONCERNING ICE CAPACITIES. The Ice Capacities at which this ice chest is rated, as well as any refrigerator shown in this book, is based on the weight of a piece of ice of exactly the same dimensions as the ice compartment. From this 25% is deducted to allow for difference in the shape of a piece of ice.

| Catalog No. | Width In-side | Out-side | Depth In-side | Out-side | In-side | Out-side | Weight | Price |
|-------------|---------------|----------|---------------|----------|---------|----------|----------|--------|
| 4A-2168 | 22 in. | 28 in. | 12 in. | 18 in. | 13 in. | 25 in. | 100 lbs. | \$5.40 |
| 4A-2200 | 22 in. | 28 in. | 14 in. | 20 in. | 17 in. | 39 in. | 125 lbs. | 7.50 |
| 4A-2202 | 27 in. | 33 in. | 16 in. | 21 in. | 20 in. | 32 in. | 140 lbs. | 8.95 |
| 4A-2204 | 32 in. | 38 in. | 18 in. | 24 in. | 23 in. | 35 in. | 185 lbs. | 11.50 |




RUGS—MATTINGS

We have prepared a special folder showing an assortment of rugs and floor coverings and this is ready for distribution. We will gladly send it upon request. In this booklet we show a full line of popular priced rugs and each one is a genuine bargain. We want you to get this booklet as it will be sure to assist you in the selection of floor coverings. We show an exceptionally well assorted line of fibre rugs at very attractive prices. Also Axminsters, Velvets, Tapestry and Wiltons. A rug for every room is shown in this booklet.

ALADDIN "QUAKER LACE" CURTAINS



**RICHEST
OF
LACE**



**RAREST
IN
DESIGN**

This is a very handsome curtain. The border is a rich lacy insertion and edge of "Point-Venise," elaborated at the corner. Mounted on very fine quality Fillet net. Plain center.

No. 5A-1012—Length, 2½ yds., Ivory and Egyptian. Per pair **\$4.25**



A magnificent "Princess" lace curtain. The design features a medallion motif and fine Princess lace and is supported by dainty needlepoint embroidery. Plain center of the finest cable net made.

No. 5A-1014—Length, 2½ yds., Ivory and Egyptian. Per pair..... **\$4.98**



A beautiful decorative curtain. The design is Egyptian and shows the symbolized winged sun supported by the conventional bud and flower forms of the lotus plant. Made on very fine fillet net.

No. 5A-1011—Length, 2½ yds., Ivory and Egyptian. Per pair **\$3.35**

"ALADDIN" QUAKER LACE CURTAINS




A classical design of the Empire period. The border features the characteristic wealth and shell motifs in the French Brussels treatment which brings the pattern out sharp on the fine Brussels net.
No. 5A-1010—Length, 2½ yds., **\$3.18**
Ivory and Egyptian. Per pair




The applique figure of grape leaves and fruit over an insert of Gulpure lace makes this a most effective curtain. It is especially suitable for a dining room.
No. 5A-1006—Length, 2½ yds., **\$2.65**
Ivory and Egyptian. Per pair



This is a very delicate floral design, the border of leaves and graceful arabesques being close to the pin-stripe edge leaves a broad center of very fine Swiss net. "Suitable for lady's bedroom."
No. 5A-1008—Length, 2½ yds., **\$2.20**
Ivory and Egyptian. Per pair



A very striking design, the Poinsettia motif and supporting filigree ornamentation make a very artistic and pleasing effect. Made on a firm quality of Brussels net. "Sure to please."
No. 5A-1004—Length, 2½ yds., **\$1.75**
Ivory and Egyptian. Per pair



A simple and effective curtain. The border has an applique of flowers and leaves worked on a foundation of shadow lace. Plain center. "Very popular."
No. 5A-1002—Length, 2½ yds., **\$1.25**
Ivory and Egyptian. Per pair



A broad insertion of Cluny lace mounted on a good quality net, plain center. "A very attractive curtain."
No. 5A-1000—Length, 2½ yds., **85c**
White and Beige. Per pair

Aladdin "Quaker Craft" Lace for Window Draperies



THE MOST
POPULAR
DESIGNS
AND THE
BEST
MATERIALS



THE NAME
"QUAKER"
IS IN ITSELF
A GUARANTEE
OF QUALITY

Above we show an ordinary window artistically draped with Aladdin "Quaker Craft" lace with a narrow lace edging. While artistic results may be obtained with plain hemmed edges, we believe that more satisfactory results are obtained by using the lace edging shown on the next page.

No. 5A-1710—"Quaker Craft" lace, per yard..... 52c



An extremely popular design in the better Craft lace. In making Quaker laces, every process is guarded to insure uniform design and a perfect finished product. Designers from the lace centers of the Old World working side by side with American artists, inspiring them with the traditions of their ancient craft.
No. 5A-1712—"Quaker Craft" lace,
per yard..... 66c



Another design which can be cut to fit any size or style of window without interfering with the design. In no other way can so many artistic effects be produced at so little expense as in Craft lace. It may be shirred on rods or fitted flat to the glass, as seems most suitable to the room.
No. 5A-1714—"Quaker Craft" lace,
per yard..... 63c

"Aladdin" Quaker Craft Lace for Window Draperies




An extremely neat and attractive design which can be used in any room in the house with artistic results. Delightful curtains can be secured at a very low cost by using our Aladdin "Quaker Craft" lace. If in doubt as to the correct pattern or design to be used, allow us to advise you.

No. 5A-1720—"Quaker Craft" lace, 49c per yard



Another striking pattern in Craft lace. No more attractive window draper could be secured than this for bed room, living room or dining room. We will gladly send you samples of any of this material upon request from you. The designs which we show are all of the very latest.

No. 5A-1722—"Quaker Craft" lace, 46c per yard



A strictly "Colonial" design. Can be used with very satisfactory results on "French" or "Casement" windows. The design being such that you may cut it either way without cutting into the pattern.

No. 5A-1734—"Quaker Craft" lace, 39c per yard



In the less expensive Craft laces, this design will prove very attractive with plain hemmed edge or with a lace edging; very attractive results can be obtained. Samples will be sent upon request.

No. 5A-1736—"Quaker Craft" lace, 30c per yard



Another inexpensive and very attractive design in Craft lace. This has undoubtedly been one of the most widely used designs ever offered. A rich artistic effect may be obtained at the lowest possible cost.

No. 5A-1738—"Quaker Craft" lace, 22c per yard



An inexpensive design in Craft lace which can be used to advantage in bath rooms, chambers, etc. If you are in doubt as to which pattern you wish, ask us for samples from which to make your choice.

No. 5A-1739—"Quaker Craft" lace, 17c per yard

"ALADDIN" LACE EDGING FOR WINDOW DRAPERIES



Lace edging to be used in connection with our Aladdin "Quaker Craft" lace in making curtains and draperies. The use of this material adds greatly to the effects obtained.

No. 5A-1740—Quaker lace edging, 5c per yard



Another design of edging which will undoubtedly be very popular. Samples of either of these edgings will be sent to you upon request.

No. 5A-1742—Quaker lace edging, 6c per yard

\$4.50

for This
\$12.00
Vacuum
Sweeper

GUARANTEE

The "Aladdin" vacuum sweeper, like all "Aladdin" products is offered under our binding and unconditional guarantee of satisfaction assured or money returned.

Aladdin Vacuum Sweeper \$4.50

A Vacuum Sweeper and Carpet Cleaner Combined

Brooms, carpet sweepers and vacuum cleaners have all had their day and served their purpose, and now the combined vacuum cleaner and carpet sweeper has come to stay. The first vacuum sweeper was brought out about three years ago and has met with universal success. A carpet sweeper alone, such as is used in the "Aladdin," would sell for \$3.00, a vacuum cleaner which would do the same amount of work, would sell for at least \$12.00, and the combined results of the two would be about the same as the work of the "Aladdin," and the labor necessitated to operate the "Aladdin" is no more than operating a carpet sweeper.

The "Aladdin" is equipped with an oblong dust bag, the contents of which after using two minutes will prove to you that your home was seldom absolutely clean, unless you have used a vacuum cleaner.

The "Aladdin" is equipped with three bellows which create a continuous vacuum and remove all dirt and dust from the rugs or carpets. The sweeper picks up threads and larger particles which the vacuum cannot.

**Thousands of these machines
have been sold at \$12.00 each**

Thousands of these machines have been sold at \$12.00 each. Notice, we do not say thousands of similar machines, but thousands of this very machine. We are able to offer this machine at the unheard of price of \$4.50, only because of the quantity which we buy, and our being able to pay

Spot Cash with every order.

GC-989—"Aladdin" Vacuum Sweeper, Weight, 16 pounds.

Price, **\$4.50**

OUR "ALADDIN" VACUUM CLEANER

OPERATED BY HAND, this small machine has withstood tests which some of the large power machines could not overcome. Dirt and dust taken from the dust bag, laid on a bare floor, covered with a closely woven rug, was drawn through the rug and back into the dust bag with a very few operations of the handle.

THE WONDERFUL SAVING IN LABOR and the usefulness of one of these machines can only be understood when once placed in your home and put into actual operation. They are durable, simple and easily operated, so easily operated that any person, even a child, can operate them. They clean carpets, rugs and furniture quickly and easily, and make them look like new.

THE DUST BAG OR SEPARATOR can be removed from the machine, cleaned and replaced in five seconds. The machine is equipped with an observation glass in the top, so that you can see the dirt and dust entering and collecting in the dust bag, and to fully convince yourself just what one of these machines will do, sweep a room as clean as you can possibly do it with a broom, or with a carpet sweeper, then start one of these machines in operation, and it will certainly surprise you the amount of dirt and dust which you will reduce.

EACH MACHINE IS EQUIPPED with 8 ft. of special wire woven vacuum hose, one long carpet nozzle, and one short upholstery nozzle. The tank is 9 1/2 in. in diameter, finished with green and gold enamel, with nickel plated trimmings, attached to a base of hard wood and occupies a floor space of about 12x16 in.

OUR GUARANTEE—We guarantee our Vacuum Cleaner to be perfect in material, construction and workmanship. That the principle is absolutely correct. The machine will give absolute satisfaction, and if found otherwise, you may return it and we will refund full purchase price. Weight, 20 pounds.

No. 2B-385—"Aladdin" Vacuum Cleaner, each **\$11.75**



Aladdin Furnace

Pipeless **\$47.50** Pipeless



Showing the "Aladdin" installed in our house, the "Portland."

COSTS LESS THAN A BASE BURNER

In our "Aladdin" pipeless furnace, we are offering the very latest departure in warm air heating. The principle is positive. Cold air is taken through three 8x10 inch registers, placed in the base of the jacket which goes around the furnace proper. The heat is forced upward through a large 14x20 inch register placed directly over the furnace. Through this register, the hot air passes with great force to the ceiling and circulates from there to all rooms of which doors have been left open to be heated. The warm air will be so evenly distributed that you will find a variation of less than three degrees between the room where the register is placed and the room farthest away from same, providing of course, that doors connecting these rooms are left open to give a free circulation.

SIMPLE AND EASY TO INSTALL

To give an idea of how simple an operation it is to install one of the "Aladdins," we show a cross section view of our house, "The Portland," with the furnace installed. We call your attention to the fact that there are no large warm air pipes to destroy the usefulness of the basement, no wall pipes or fittings to be installed. In fact, any man who is so inclined, can install this furnace, do all of the work himself, and the whole operation should not take more than four or five hours. The register must be placed directly over the furnace, and the furnace should be placed, as nearly as possible in the center of the basement. You take no chance when you order an "Aladdin." We guarantee it for 365 days, one full year.

We will gladly send you copy of testimonials which we have received from satisfied customers all over the country. If interested ask for them.

"ALADDIN" PIPELESS FURNACE \$47.50

SO SIMPLE THAT ANY MAN CAN INSTALL IT

Furnished for Brick Set or with Galvanized Jacket

In the large cut at the top of the page we show the furnace with a brick jacket. We furnish the furnace complete with all registers, and one extra length of 7-inch pipe, with check damper and galvanized iron register box, furnace chain and wall plate, and in fact everything necessary for installing the furnace with the exception of the brick and mortar. For setting the furnace, you will require about 250 common brick, one sack of cement and a bushel of sand.

FURNISHED WITH GALVANIZED JACKET. We recommend the furnace with a galvanized jacket for use as a portable furnace, that is, in rented house or for temporary use in any home or store building. The price is somewhat higher, but as you will note, the price at which we sell this furnace is no more than a good heating stove would cost, and with the use of a furnace, you gain the space ordinarily taken up by a stove, and at the same time, have the heat in such a way as to be entirely utilized, and easily controlled. This furnace will use but very little, if any more fuel, than an ordinary heating stove, and the prices which we quote are for the furnace complete. No extra pipe, registers or additional material required with the exception of the brick and cement which must be purchased for the brick set furnace.

OUR GUARANTEE.

We guarantee our "Aladdin" Pipeless Furnace without restriction, to heat any house containing 15,000 cubic feet or less of air space, to an Average Temperature of 70 Degrees Fahrenheit, in the coldest weather, providing connecting doors are left open to give free circulation.

The Fire pot is 29 inches in diameter and the walls are practically one inch thick, making this section only weigh 120 lbs.

The Grates are of the draw center shaker type, easily taken care of, and of a pattern which will save fuel. The furnace was originally intended for burning soft coal or coke, but many of our customers are burning hard coal only, and others are burning nothing but wood, in every case the results seem to be satisfactory.

The Radiator is so made that it can be opened and allow a direct draft or closed to take advantage of all of the heat generated by the furnace.

Water Coil. A water coil can be furnished for this furnace for \$1.50

We furthermore guarantee that there will be a variation of less than three degrees between the room where the register is placed and the room farthest from it. If the furnace is found otherwise than described, you may return it, and we will refund full purchase price.

No. 30-325—"Aladdin" Pipeless Furnace for brick set, complete (less galvanized jacket.) Shipping weight, 800 pounds. (For houses containing 15,000 cubic feet or less air space.) **\$47.50**

No. 30-327—"Aladdin" Pipeless Furnace, as described above, but with galvanized jacket. Weight, 925 pounds. Price..... **\$55.00**

No. 30-328—"Aladdin" Pipeless Furnace for brick set, complete (less galvanized jacket.) Weight, 1,470 pounds. For store buildings or churches containing 30,000 cubic feet or less air space. Price.... **\$73.15**

No. 30-331—"Aladdin" Pipeless Furnace, same as above, but with galvanized jacket. Price..... **\$79.75**



The Doors are amply large for all ordinary purposes. Feed doors being 11x11 inches and the ash pit door 10x16 inches. Each section of the furnace is fitted with a grooved top into which the section above fits in such a manner as to make the furnace dust proof.

In addition to this, we will allow you the privilege of returning the furnace at any time during the first year after purchase, if found otherwise than as described by us, and should you return the furnace, we will refund full purchase price, together with freight charges which you have paid.



"SOVEREIGN" CAST RADIATOR WARM AIR FURNACE



BURNS ANY KIND OF FUEL

TOO MUCH IMPORTANCE cannot be attached to the heating problem by the home owner. The long life of a heating apparatus and its yearly consumption of fuel, makes the original cost a minor detail.

In this, our "Sovereign" Cast Radiator Warm Air Furnace, we offer our highest grade of what is known as a pipe type furnace. It burns either hard or soft coal with equally good results. In it we combine a long lived and a fuel saving heater. It is built on scientific lines.

In connection with the life of the furnace, we might say that buying a cheap furnace for temporary use may be good policy, but if you wish to buy a heating apparatus which will last you a life time and give absolute satisfaction at all times, we say by all means buy a furnace with a cast iron radiator. As the original cost of a furnace, when compared with the cost of fuel, which must be bought every year, is so very small that you can well afford to pay more for the furnace in the beginning. Then depend upon making a portion of the saving on fuel consumed each year.

THE RADIATOR is made of heavy cast iron, cast in one piece, which, when once heated, will retain the heat for a long time after the fire has burned low. Eliminating joints insures a dust and gas tight radiator, and the arrangement of the flues in the radiator are such that all gases must pass entirely around the radiator before going out through the chimney.

FIRE POT. We wish also to call your attention to our sectional cast fire pot, 16 inches deep. This construction has been found to be a great advantage in preventing the cracking of the fire pot, due to unequal heating. Each fire pot is cast in two sections. Its great weight and thickness, together with the fact that it is corrugated, insures a fire pot that will not warp or burn out. In fact, it should last a life time.

THE ASH PIT. We show in the small cut the actual arrangement of the grates, ash pit, etc. You will note that the grates are triangular and revolve. They are made with three sides, all exactly alike and thus only one-third of your grate is in service at any one time. With ordinary precaution regarding clinkers, these grates will last for many years. However, should they burn out, each bar can be removed independent of all others. The operation is so simple that a novice could do it. New bars can be substituted for old without disturbing the fire.

CASING is made of best 26 gauge Galvanized Iron. Galvanized both inside and out. The casing prevents loss of heat. It is equipped with large water pan. Large air space between cases, combustion chamber and inside of radiator, insures perfect circulation of air.

| Catalog Number | 3C-336 | 3C-352 | 3C-354 | 3C-356 | 3C-358 |
|------------------------------|-----------|-----------|-----------|-----------|-----------|
| Fire Pot Diameter | 19 in. | 22 in. | 24 in. | 26 in. | 29 in. |
| Casing Diameter | 32 in. | 36 in. | 40 in. | 44 in. | 50 in. |
| Casing Height, Average | 60 in. | 60 in. | 60 in. | 62 in. | 64 in. |
| Smoke Collar | 8 in. | 8 in. | 8 in. | 8 in. | 9 in. |
| Fired Opening | 8x11 in. | 8x14 in. | 8x14 in. | 8x14 in. | 8x14 in. |
| Ash Pit Door | 14x17 in. | 14x18 in. | 14x19 in. | 14x20 in. | 14x22 in. |
| Heating Capacity, cubic feet | 8000 | 15000 | 20000 | 25000 | 35000 |
| Weight, pounds | 700 | 950 | 1100 | 1350 | 1500 |
| Price | \$37.50 | \$44.25 | \$49.75 | \$62.25 | \$75.50 |

Fitted with Hot Water Coil, \$1.00 Extra

SEND US A DIAGRAM OF YOUR HOME AND ALLOW US TO QUOTE YOU DELIVERED PRICE ON A FURNACE TO HEAT IT TO YOUR ENTIRE SATISFACTION.

"SOVEREIGN" STEEL RADIATOR WARM AIR FURNACE

BURNS HARD COAL, WOOD OR COKE

\$34.50 for this Furnace
COMPLETE WITH CASING

While this is sold as our steel radiator furnace, it is in fact a combination radiator. The top and bottom of the radiator being cast iron and the sides of the radiator are made of steel plate.

The Ash Pit, Fire Pot and in fact the furnace in all details is the same as the cast radiator furnace, shown on the opposite page.

THE DOORS, to cleanout, Fire box and ash pit are all large, thus assuring easy access. This feature is one which is worthy of consideration, as large doors for cleanout are a convenience, large doors for fire box are a necessity especially when burning wood, and a large ash pit door is a great help when removing ashes.

DEEP CUT JOINTS, All joints between different castings on both the steel and cast radiator furnaces are deep cut, thus insuring gas and dust proof.

HOT WATER COILS, All furnaces have special provision for the introduction of Hot Water Coils for heating water for household use. These are easily put in either when the furnace is being installed or at any later date. We can furnish a hot water Coil with a capacity sufficient for heating water for a 30 gallon range boiler for \$1.00.

Each Furnace is equipped with a double casing as described above, with chains, pulleys, etc., for damper regulation.

In the lower illustration we show the ash pit and grates used in our Sovereign furnaces. The grate bars are revolving and triangular shaped, thus insuring free passage of air on all sides, thus a perfect combustion and long service. A quick movement of the shaker handle from right to left, 3 to 6 inches either way is sufficient to clear ashes from the grates.

The grate bars are revolving and triangular shaped, thus insuring free passage of air on all sides, thus a perfect combustion and long service. A quick movement of the shaker handle from right to left, 3 to 6 inches either way is sufficient to clear ashes from the grates.

The grate bars are revolving and triangular shaped, thus insuring free passage of air on all sides, thus a perfect combustion and long service. A quick movement of the shaker handle from right to left, 3 to 6 inches either way is sufficient to clear ashes from the grates.



Showing Anti-Clunker grates used in Sovereign Furnace.

| | | | | | |
|------------------------------|-----------|-----------|-----------|-----------|-----------|
| Catalog Number | 3B-601 | 3B-602 | 3B-603 | 3B-607 | 3B-609 |
| Diameter of Fire Pot | 19 in. | 22 in. | 24 in. | 26 in. | 29 in. |
| Diameter of Casing | 32 in. | 36 in. | 40 in. | 44 in. | 50 in. |
| Ash Door | 15x15 in. | 15x20 in. | 17x21 in. | 15x25 in. | 15x25 in. |
| Fire Door | 8x14 in. | 8x14 in. | 8x14 in. | 8x14 in. | 8x14 in. |
| Diameter of Grate | 17 in. | 20 in. | 22 in. | 23 in. | 25 in. |
| Smoke Pipe | 8 in. | 8 in. | 8 in. | 8 in. | 8 in. |
| Diameter of Dome | 24 in. | 29 in. | 32 in. | 39 in. | 46 in. |
| Height of Casing | 60 in. | 60 in. | 60 in. | 61 in. | 62 in. |
| Shipping Weight, pounds | 600 | 750 | 800 | 1200 | 1700 |
| Heating Capacity, cubic feet | 8000 | 15000 | 20000 | 25000 | 50000 |
| Price, with Casing | \$34.50 | \$40.50 | \$46.55 | \$54.75 | \$67.50 |

PRICES QUOTED ABOVE ARE F. O. B. CARS FACTORY EITHER IN CHICAGO OR NEAR NEW YORK.

FURNACE PIPE AND FITTINGS

OUR COMPLETE LINE OF PIPE, FITTINGS AND REGISTERS embraces many patented improvements in the highest grade of material manufactured. We are in a position to furnish pipe and fittings suitable for making practically any kind of connection used in heating an ordinary building. If you are in doubt as to how you are going to supply heat to a certain room or number of rooms, send us a diagram of the floor plan of your building and we will figure it out for you.

GALVANIZED IRON PIPE

24 Gauge, for
Smoke or
Cold Air

No. 3B-625

| Size | Per Ft. | Size | Per Ft. |
|--------|---------|--------|---------|
| 7 in. | 15c | 14 in. | 27c |
| 8 in. | 17c | 16 in. | 31c |
| 9 in. | 19c | 18 in. | 35c |
| 10 in. | 20c | 20 in. | 40c |
| 12 in. | 24c | 22 in. | 46c |

GALVANIZED IRON ELBOWS

For smoke or
Cold Air Pipe



No. 3B-626

| Size | Each | Size | Each |
|--------|------|--------|--------|
| 7 in. | 27c | 14 in. | \$0.68 |
| 8 in. | 29c | 16 in. | .85 |
| 9 in. | 30c | 18 in. | 1.00 |
| 10 in. | 32c | 20 in. | 1.25 |
| 12 in. | 34c | 22 in. | 1.65 |

COLD AIR SHOES

For
Connecting
Cold Air Pipe
to Furnace
Casing.

Style "A" for Wood Duct.

No. 3B-627

| Size | Each | Size | Each |
|-------|--------|-------|--------|
| 12x18 | \$1.20 | 15x20 | \$1.80 |
| 13x20 | 1.40 | 16x30 | 2.10 |
| 14x25 | 1.55 | 18x30 | 2.50 |

Style "B" for
Round Pipe



No. 3B-628

| Size | Each | Size | Each |
|--------|--------|--------|--------|
| 16 in. | \$2.00 | 22 in. | \$2.75 |
| 18 in. | 2.25 | 24 in. | 2.80 |
| 20 in. | 2.70 | 26 in. | 3.35 |

Style "C" for Round Pipe.



Made with 20
degree adjustable
collar. May be ad-
justed in any an-
gle from straight
out to 20 degrees.

No. 3B-629

| Size | Each | Size | Each |
|--------|--------|--------|--------|
| 16 in. | \$1.20 | 22 in. | \$2.00 |
| 18 in. | 1.40 | 24 in. | 2.40 |
| 20 in. | 1.60 | 26 in. | 3.10 |

When ordering cold air shoes, be sure to state diameter of furnace casing.

PITCH CASING COLLARS

For connecting warm air pipe to pitch casing, bonnet such as our "Sovereign" furnaces have. Collar should be inserted in hole cut in side of pitch bonnet so that the flange comes flush with bonnet. Then bend over small clots on inside and collar is firmly secured in place.

No. 3B-630

| | |
|-----------------|-----|
| For 8 in. pipe | 17c |
| For 9 in. pipe | 14c |
| For 10 in. pipe | 16c |
| For 12 in. pipe | 18c |
| For 14 in. pipe | 21c |

TOP CASING COLLARS

To Be Inserted in Top of
Casing Bonnet.

No. 3B-631

| | |
|-----------------|-----|
| For 8 in. pipe | 11c |
| For 9 in. pipe | 12c |
| For 10 in. pipe | 13c |
| For 12 in. pipe | 16c |
| For 14 in. pipe | 19c |

WARM AIR FURNACE PIPE

Bright tin, shipped nested in bundles. Has special patented joint. Can be quickly assembled with only a hammer to hammer down the seams after joint is set.

No. 3B-632

| | |
|------------------|-----|
| 8 in-7, per ft. | 16c |
| 9 in-7, per ft. | 11c |
| 10 in-7, per ft. | 12c |
| 12 in-7, per ft. | 14c |
| 14 in-7, per ft. | 22c |

ADJUSTABLE ELBOWS

For warm air pipe. Four piece, adjustable to any angle from straight to 90 degrees. Used in making one sections on pipe from furnace to register boxes, stacks, etc.



No. 3B-633

| | |
|---------------|-----|
| 8 inch, each | 17c |
| 9 inch, each | 18c |
| 10 inch, each | 20c |
| 12 inch, each | 25c |
| 14 inch, each | 35c |

WARM AIR DAMPERS

For Warm Air
Pipe.

One of these dampers should be placed in each basement pipe.



No. 3B-634

| | |
|---------------|-----|
| 8 inch, each | 12c |
| 9 inch, each | 16c |
| 10 inch, each | 17c |
| 12 inch, each | 25c |
| 14 inch, each | 34c |

SMOKE DAMPERS

Heavy cast
body, steel rod,
8 in. dia. It
should be placed
in smoke pipe for
every furnace.

No. 3B-635

| | |
|---------------|-----|
| 7 inch, each | 35c |
| 8 inch, each | 31c |
| 9 inch, each | 47c |
| 10 inch, each | 50c |
| 12 inch, each | 50c |

FLOOR REGISTER BOXES

For Floor

Registers on

8 x 11 floor

latest im-

proved Pat-

ent Pattern.



No. 3B-636

| For Register Size | Size Collar | Each |
|-------------------|-------------|------|
| 8x10 | 8 in. | 25c |
| 8x12 | 8 in. | 26c |
| 10x12 | 9 in. | 26c |
| 10x12 | 10 in. | 26c |
| 10x14 | 10 in. | 25c |
| 12x18 | 12 in. | 41c |

"ALADDIN"
MERCHANDISE
Sold by the Golden Rule

DOUBLE WALL PIPE AND FITTINGS

Our Double Wall Pipe is positively the most efficient type of pipe for conveying warm air to rooms above the first floor of a building. Its structure superiority makes it stronger than other types, affords an opportunity for perfectly tight joints between sections of pipe and insures a minimum amount of heat loss in the walls. Double pipe is endorsed by all insurance underwriters and is recommended by them in preference to single wall pipe. Each section of pipe is equipped with patented slip joints so that a single joint will hold the sections together permanently, thus doing away with the use of solder and thus affording a

saving in the cost of installation. By the use of this pipe, any length of wall stack, even to the hundred-foot run, can be obtained without cutting. This is accomplished by means of the adjustable joint and various lengths to which the pipe is prepared as specified below. One of these adjustable joints should be used on each wall stack so as to obtain any desired length of stack. All our fittings for wall pipe such as back, stack heads, floor elbows, etc., are made of double construction material in required quantities throughout on all our complete warm air heating plants.

DOUBLE CONSTRUCTION SAFETY WALL PIPE



The air spacing between the inner and outer walls of the pipe serves both as a fire protection and heat saver and conforms with insurance laws. The two sizes commonly used are No. 4x11 and 4x12. The actual dimensions of these sizes are 3 7/8 x 4 1/8 and 3 7/8 x 5 1/8, respectively on the outside. It is necessary that they be of this width in order to conform with the standard 4 inch studding used in partitions. Four inch studding, when dressed on four sides, is just 3 7/8 inches. Wall stacks may be quickly assembled in any lengths by the use of the various lengths of pipe and adjustable joints.

| No. 3B-637. | LENGTH OF PIECE | | | | | | |
|-------------|-----------------|-------|-------|-------|--------|--------|--------|
| | 3 in. | 4 in. | 6 in. | 8 in. | 12 in. | 18 in. | 24 in. |
| Stack | 16c | 22c | 30c | 37c | 54c | 74c | 94c |
| 4x11 | 16c | 22c | 30c | 37c | 54c | 74c | 94c |
| 4x12 | 30c | 37c | 45c | 52c | 69c | 89c | 109c |

FIRST FLOOR SINGLE STACK HEAD

For one basement register on first floor. Of double construction. Has 1 1/2" air spacing between inner and outer walls.

| No. 3B-635 | Price |
|--------------------|--------|
| For 8x10 Register | \$0.42 |
| For 8x12 Register | 52c |
| For 10x12 Register | 52c |
| For 10x14 Register | 1.08 |
| For 12x15 Register | 1.28 |



SECOND FLOOR REGISTER BOX

For use where floor register is desired on second floor. Connection is made to stack with a stack elbow.

| No. 3B-602 | Price |
|------------|-------|
| Size Reg. | |
| 8x10 | 78c |
| 8x12 | 82c |



ADJUSTABLE STACK JOINTS

Adjustable to any length from 7 to 12 in. Consists of two pieces of wall pipe, one overlapping with in the other. By using this fitting on wall stacks, any length of stack may be obtained without cutting. An adjustable joint should be specified for each stack on any hot air heating job.

| No. 3B-638 | Price |
|---------------------|-------|
| For 4x11 inch stack | 32c |
| For 4x12 inch stack | 32c |

45° STACK ANGLES

For making offsets in wall stacks.

| No. 3B-647 | Price |
|----------------|-------|
| For 4x11 Stack | 24c |
| For 4x12 Stack | 27c |



FIRST FLOOR DOUBLE STACK HEAD

For two basement registers on first floor. This stack head has large warm air capacity so that two registers, one on each side of partition may be supplied from it.

| No. 3B-646 | Price |
|--------------------|--------|
| For 8x10 Register | \$0.95 |
| For 8x12 Register | 1.06 |
| For 10x12 Register | 1.06 |
| For 10x14 Register | 1.21 |
| For 12x15 Register | 1.33 |



SECOND FLOOR REGISTER BOX

For Floor Register. Used where partition on first floor is not located under second floor partition. In this case the register box may be placed directly over wall stack.

| No. 3B-643 | Price |
|------------|-------|
| Size Reg. | |
| 8x10 | 87c |
| 8x12 | 87c |



SECOND FLOOR SINGLE STACK HEAD

For one 8 x 4 1/2" basement register on second floor. When underlaid, it sure to give side of stack. Back stack head for the same use on the market.

| No. 3B-641 | Price |
|------------|-------|
| Reg. 8x10 | 82c |
| 8x12 | 82c |



ROOT FOR WALL STACK

For connecting round warm air pipe in basement to wall stack leading to second floor. Furnished to fit our regular size of wall pipe. For 4x11 stack, use 1 1/2" tall collar; for 4x12 stack either 8" or 10" tall collar may be used. Collar on foot should be same size as adjustable elbow which connects basement pipe with foot.

| No. 3B-644 | Price |
|----------------|-------|
| For 4x11 Stack | 65c |
| For 4x12 Stack | 68c |



SECOND FLOOR DOUBLE STACK HEAD

For two basement registers on second floor. No. 3B-642.

| Size Reg. | Price |
|-----------|--------|
| 8x10 | \$0.98 |
| 8x12 | 1.08 |



ROOT FOR FIRST FLOOR STACK HEADS

No. 3B-645 foot should be used in connection with first floor single stack head. No. 3B-646 foot should be used with first floor double stack head. No. 3B-646 has larger air capacity so as to accommodate stack head for two registers.

| Size Reg. in Stack | Price |
|--------------------|--------|
| Head 8x10 | \$0.82 |
| 8x12 | .92 |
| 10x12 | .95 |
| 10x14 | 1.08 |
| 12x15 | 1.19 |



STACK ELBOWS

Made up with two No. 3B-641 45 degree angles.

| No. 3B-648 | Price |
|----------------|-------|
| For 4x11 Stack | 45c |
| For 4x12 Stack | 48c |



45° STACK ANGLES

For offsetting wall pipe.

| No. 3B-649 | Price |
|----------------|-------|
| For 4x11 Stack | 32c |
| For 4x12 Stack | 32c |



STACK ELBOWS

Made up with two No. 3B-645 45 degree angles.

| No. 3B-650 | Price |
|----------------|-------|
| For 4x11 Stack | 64c |
| For 4x12 Stack | 68c |



STACK TEES

Used principally in branching off from vertical stack to two register boxes on second floor.

| No. 3B-651 | Price |
|----------------|-------|
| For 4x11 Stack | 40c |
| For 4x12 Stack | 54c |



\$29⁹⁵



FOR THIS SOVEREIGN BOILER

An Ideal Boiler for Heating a Home of Any Description.
BURNS ANY KIND OF FUEL.

THE BEST HEATING PLANT TO BUY. In considering the best method of heating a home, so many things can be said in favor of steam, hot water or warm air, that it is almost impossible to say which is the best.

A great deal depends on the character of the building, climatic conditions and the uses to which it is put. We have endeavored to make our line so complete that we can satisfy anyone, no matter what system they prefer. We know that each heating plant which we show is as good as can be bought for the purpose for which it is intended. It is not our intention to tell you what heating plant you should use, but we will name you a price on any kind of a heating plant complete ready-cut to install and will guarantee the plant to heat your home to your entire satisfaction.

BURNS ANY KIND OF FUEL. Our "Sovereign" will burn either hard coal, soft coal, coke or wood and give entire satisfaction with any of these. We know that it is the most satisfactory soft coal burner ever put on the market. The reason for this is the large combustion space over the fire, for the mixing of gases, thus insuring a free burning, economical boiler. The fire pot is entirely surrounded by water, thus utilizing all radiating surface.

THE RATINGS. In figuring the radiation to be carried by a boiler, we merely figure the direct radiators, while all the piping mains, risers, flow and return pipes, should be figured as so much radiation, as each one of these have radiating surface. To eliminate, therefore, the trouble of figuring all of this radiation from the pipe, we figure merely the direct radiation, that is the number of square feet in the radiation, and add to these figures from 25 to 50 per cent for the pipe radiation. When asking for an estimate on radiation, always state what kind of fuel you will use, and if you wish rooms heated to more than 70 degrees.

CAST IRON BOILERS FOR HEATING. For home heating, a cast iron boiler is far superior to the steel boiler. While steel boilers are absolutely necessary for high pressure duty, that is in power plants, it does not necessarily follow that they would be best for home heating, where pressure does not exceed five pounds.

OUR GUARANTEE. Our boilers are guaranteed to give absolute satisfaction when estimated according to figures given above and if installed from an estimate made by us, we guarantee that the plant will maintain an average temperature of 70 degrees Fahrenheit, in the coldest and most severe weather. We also guarantee the boilers to be perfect in material and workmanship and should any castings be found defective, or the boiler otherwise than described by us, you may return it and we will refund full purchase price.

PRICES AND DESCRIPTION OF STEAM BOILERS

| Catalog No. | Rated Capacity | Outlet and Inlet In. | Height, Outlet In. | Smoke Pipe In. | Shipping Weight | Price |
|-------------|----------------|----------------------|--------------------|----------------|-----------------|---------|
| 3A-750 | 285 | 1-3 | 51 1/2 | 7 | 600 | \$41.00 |
| 3A-751 | 320 | 1-3 | 51 1/2 | 7 | 650 | 47.50 |
| 3A-752 | 385 | 2-2 1/2 | 52 1/2 | 7 | 660 | 56.50 |
| 3A-753 | 410 | 2-2 1/2 | 52 1/2 | 7 | 675 | 62.50 |
| 3A-754 | 450 | 2-2 1/2 | 50 1/2 | 8 | 970 | 69.50 |
| 3A-755 | 500 | 2-2 1/2 | 55 1/2 | 8 | 1100 | 72.98 |
| 3A-756 | 560 | 2-2 1/2 | 60 1/2 | 8 | 1200 | 78.30 |
| 3A-757 | 620 | 2-2 1/2 | 55 1/2 | 9 | 1300 | 87.50 |
| 3A-758 | 710 | 2-2 1/2 | 60 1/2 | 9 | 1470 | 92.30 |
| 3A-759 | 800 | 2-2 1/2 | 55 1/2 | 10 | 1670 | 108.50 |
| 3A-760 | 900 | 2-2 1/2 | 60 1/2 | 10 | 1850 | 120.50 |
| 3A-761 | 1120 | 2-3 1/2 | 58 1/2 | 10 | 1900 | 130.75 |
| 3A-762 | 1210 | 1-4 | 67 1/2 | 10 | 2170 | 145.50 |
| 3A-763 | 1275 | 2-4 | 68 | 10 | 2250 | 150.00 |

We send a blue print showing where the boiler is to be set, where each radiator is to be set, where each and every piece of pipe is to go. We show it to the very smallest detail and we know that any man, no matter how limited his knowledge of heating plants may be, cannot possibly say that he does not understand how it is done. And to all of this, we guarantee that the plant, as sent out by us, will heat your home to your entire satisfaction, will be easily installed and perfect in material and workmanship.

DESIGNED ESPECIALLY
FOR HOME HEATING

\$29⁹⁵

LET US MAKE AN ESTIMATE
ON A HEATING PLANT
FOR YOUR HOME



Showing Hot Water Heater

The height of your rollings and mark each room as to what it is, living room, dining room or bed room. We will figure just how much radiation you need, how large a boiler you need, and we will give you a net delivered price on a complete plant with all pipes read-cut to install.

Bear in mind that we are not offering you sufficient material to put in your own plant, but sell you the material read-cut and guaranteed to install the furnace to your entire satisfaction.

THE GRATES AND ASH PIT. The ash pit is extra deep and fitted with an anti-clinker triangular grate as per the illustration; these grates being so made as to allow any one grate bar to be removed through the ash pit door without interfering in the least with the other grate bars. This arrangement has been found very convenient in case of grate bars burning out in extremely cold weather. This will not occur with this boiler, only in case of extreme carelessness in allowing flakers to accumulate in the ash pit or ashes to bank up under the grates.

FIRE POT is so constructed as to give the very best results with the smallest amount of fuel.

TO THE OWNERS OF "ALADDIN" HOMES: We have designed and cut your home in every detail, know that we are in better position to furnish a heating plant which will heat that home to your entire satisfaction, than some one who knows nothing of the detail. Don't fail to get our figures before buying a heating plant.

STEAM BOILERS. Our steam boilers as shown and described by us on the preceding page, are the best, most practical boilers that we know of, and when we offer them to you, we do so with the full confidence that they will maintain the high standard of quality which we have always maintained in our "Aladdin" Read-cut Boilers.

Steam boilers are furnished complete with all trimmings as shown on the preceding page, and the prices as quoted, include all of these trimmings. We wish to impress upon your mind that these boilers, as well as every other item shown in this catalog, are covered by our binding guarantee and you need feel no hesitancy whatever in ordering any item shown, as we are ready at all times to refund money or replace defective or unsatisfactory items.

HOT WATER BOILERS. The hot water boilers, as shown and described on this page, are made in the same way and are very similar in every respect to the steam boilers shown on the previous page. The process under which these boilers work is absolute, material and workmanship perfect, and if figured correctly, one of the boilers will heat any home and do so economically and to your entire satisfaction. The hot water boilers are sold without trimmings, as shown on this page. All that is necessary, however, to complete the boiler is a water gauge and the hot water thermometer.

THE STEAM DOME is an important factor in the efficiency of a steam boiler. You can readily understand how important it is to have a dome of ample height to store a sufficient amount of dry steam above the water line, and to supply its rating as called for in the detail given below. This is not only a theory, but an absolute fact, that in order to obtain and maintain an even steam pressure, it is necessary to have a steam dome of ample size to regulate the steam pressure.

SEND US A DIAGRAM OF YOUR HOME. You may use the blanks provided for this purpose by us, or you can draw a sketch of your home, designating every opening, windows, doors, arches, etc., give exposed surface, and in fact all possible information. At the same time tell us



Grates and Ash Pit.

PRICES AND DESCRIPTION OF HOT WATER BOILERS

| Casting No. | Rated Capacity | Outlet In. | Weight of Outlet In. | Radius Pipe In. | Shipping Weight. | Price. |
|-------------|----------------|------------|----------------------|-----------------|------------------|---------|
| 3A-710 | 450 | 1-2 | 41 | 7 | 550 | \$79.95 |
| 3A-711 | 525 | 1-3 | 41½ | 7 | 600 | 38.75 |
| 3A-712 | 600 | 1-3 | 42 | 7 | 775 | 45.50 |
| 3A-713 | 650 | 1-3 | 42½ | 7 | 800 | 52.00 |
| 3A-714 | 750 | 2-3 | 44 | 8 | 975 | 62.50 |
| 3A-715 | 825 | 2-3 | 49 | 8 | 1000 | 68.50 |
| 3A-716 | 925 | 2-3 | 52 | 8 | 1100 | 71.75 |
| 3A-717 | 1050 | 2-3 | 49½ | 9 | 1200 | 80.25 |
| 3A-718 | 1175 | 2-3 | 54½ | 9 | 1300 | 89.50 |
| 3A-719 | 1400 | 2-3 | 49½ | 10 | 1500 | 161.50 |
| 3A-720 | 1575 | 3-3 | 54½ | 10 | 1700 | 167.50 |
| 3A-721 | 1800 | 3-3 | 57½ | 10 | 1725 | 123.50 |
| 3A-722 | 2000 | 3-3 | 57½ | 10 | 1850 | 123.50 |
| 3A-723 | 2225 | 3-4 | 62½ | 10 | 2100 | 144.50 |



RADIATORS

FOR STEAM AND HOT WATER



ALADDIN LAUNDRY STOVE AND HOT WATER HEATER



An efficient combination Laundry Stove and Water Heater; has a hearth foot door, corrugated fire pot and a cast iron deflector plate which throws the heat to the front and top of the heater. The smoke riser has a damper. The top plate is oval with rot rim; has two holes with covers and will accommodate a wash boiler or six flatirons. Twenty-one and a quarter inches high, grain 3 inches, top 15 inches wide, 25 1/2 inches long, smoke pipe 6 inches, capacity 60 gallons, one inch flue and one inch return fittings.

No. 2A-801—As described **\$12.50**

Net prices for 2 column radiators.

| No. 2C-800 | Height, inches | 45 | 28 | 22 | 20 |
|--------------------------|----------------|-----|-----|-----|-----|
| Steam Radiation, per ft. | | 18c | 18c | 21c | 25c |
| Water Radiation, per ft. | | 20c | 19c | 22c | 27c |

Heating surface per square foot, 2 columns:

| No. of Sections | Length of Radiator | 45 in. high 5 sq. feet per section | 28 in. high 4 sq. feet per section | 22 in. high 3-1/3 sq. ft. per section | 20 in. high 2 1/2 sq. ft. per section |
|-----------------|--------------------|--|--|---|---|
| 2 | 5 | 10 | 8 | 6 1/2 | 4 |
| 3 | 7 1/2 | 15 | 12 | 10 | 6 |
| 4 | 10 | 20 | 16 | 13 1/2 | 8 |
| 5 | 12 1/2 | 25 | 20 | 16 1/2 | 10 |
| 6 | 15 | 30 | 24 | 20 | 12 |
| 7 | 17 1/2 | 35 | 28 | 23 1/2 | 14 |
| 8 | 20 | 40 | 32 | 26 1/2 | 16 |
| 9 | 22 1/2 | 45 | 36 | 30 | 18 |
| 10 | 25 | 50 | 40 | 33 1/2 | 20 |
| 11 | 27 1/2 | 55 | 44 | 36 1/2 | 22 |
| 12 | 30 | 60 | 48 | 40 | 24 |
| 13 | 32 1/2 | 65 | 52 | 43 1/2 | 26 |
| 14 | 35 | 70 | 56 | 46 1/2 | 28 |
| 15 | 37 1/2 | 75 | 60 | 50 | 30 |
| 16 | 40 | 80 | 64 | 53 1/2 | 32 |
| 17 | 42 1/2 | 85 | 68 | 56 1/2 | 34 |
| 18 | 45 | 90 | 72 | 60 | 36 |
| 19 | 47 1/2 | 95 | 76 | 63 1/2 | 38 |
| 20 | 50 | 100 | 80 | 66 1/2 | 40 |

Net prices for 2 column radiators.

| No. 2C-802 | Height, inches | 45 | 28 | 22 | 20 |
|--------------------------|----------------|---------|---------|---------|---------|
| Steam Radiation, per ft. | | 17 1/2c | 17 1/2c | 20 1/2c | 24 1/2c |
| Water Radiation, per ft. | | 19c | 18c | 21c | 26c |

Heating surface per square foot, 2 columns:

| No. of Sections | Length of Radiator | 45 in. high 5 sq. feet per section | 28 in. high 4 sq. feet per section | 22 in. high 3-1/3 sq. ft. per section | 20 in. high 2 1/2 sq. ft. per section |
|-----------------|--------------------|--|--|---|---|
| 2 | 5 | 10 | 8 | 6 1/2 | 4 |
| 3 | 7 1/2 | 15 | 12 | 10 | 6 |
| 4 | 10 | 20 | 16 | 13 1/2 | 8 |
| 5 | 12 1/2 | 25 | 20 | 16 1/2 | 10 |
| 6 | 15 | 30 | 24 | 20 | 12 |
| 7 | 17 1/2 | 35 | 28 | 23 1/2 | 14 |
| 8 | 20 | 40 | 32 | 26 1/2 | 16 |
| 9 | 22 1/2 | 45 | 36 | 30 | 18 |
| 10 | 25 | 50 | 40 | 33 1/2 | 20 |
| 11 | 27 1/2 | 55 | 44 | 36 1/2 | 22 |
| 12 | 30 | 60 | 48 | 40 | 24 |
| 13 | 32 1/2 | 65 | 52 | 43 1/2 | 26 |
| 14 | 35 | 70 | 56 | 46 1/2 | 28 |
| 15 | 37 1/2 | 75 | 60 | 50 | 30 |
| 16 | 40 | 80 | 64 | 53 1/2 | 32 |
| 17 | 42 1/2 | 85 | 68 | 56 1/2 | 34 |
| 18 | 45 | 90 | 72 | 60 | 36 |
| 19 | 47 1/2 | 95 | 76 | 63 1/2 | 38 |
| 20 | 50 | 100 | 80 | 66 1/2 | 40 |



WALL RADIATORS

The Radiators are made in two sizes, 9 ft. sections and 7 ft. sections, for steam or water. The 9 ft. sections are 27 inches long, 34 1/2 inches wide, the 7 ft. sections are 21 inches long, 34 1/2 inches wide, 2 1/2 inches thick.

| | |
|---|------------|
| No. 2A-804—Wall Radiator for water, per ft. | 23c |
| No. 2A-805—Wall Radiator for Steam, per ft. | 24c |



WINDOW RADIATORS

This pattern of radiator conforms to our line of standard height radiators, is plain and easily kept clean.

No. 2A-805—6 column Water Radiator.

No. 2A-807—6 column Water Radiator.

| | |
|--------------------------------|------------|
| 20 inches high, per foot | 25c |
| 17 inches high, per foot | 26c |
| 14 inches high, per foot | 28c |

STEAM AND HOT WATER HEATING (Continued)

ASBESTOS AIR CELL PIPE COVERING



Asbestos air cell pipe covering is used very largely for steam and hot water heating plants. It is an ideal insulator, is 1/2-in. thick, built up of layers of asbestos paper with small air cells between. The accompanying cut shows very plainly the appearance of a

sectional view of this covering. The pipe covering is light, weighing much less, and at the same time being much more efficient than ordinary moulded covering. It is also very much stronger and more durable and easier to handle than the moulded covering. Comes in sections 2 ft. long.

No. 2A-815
Pipe diam., in. . . 1/2 3/4 1 1 1/4 1 1/2 2 2 1/2 3 3 1/2 4
Price, per foot . . . \$2 5/8 3c 7c 8c 8 1/2c 9c 10c 11c 12c 14c

WOOL FELT PIPE COVERING



This covering is designed especially and used largely for hot water heating plants. The covering is made of soft corrugated wool felt with inner lining of two layers of asbestos felt and covered with strong canvas.

The construction is such that the moisture from a hot water plant does not affect it as to life or efficiency in any way. We always advise the use of it in connection with hot water pipes. We quote this in sizes up to four inches, but can furnish it in any size up to 8 in. Prices on the larger sizes will be quoted on application.

No. 2A-817
Pipe diam., in. . . 1/2 3/4 1 1 1/4 1 1/2 2 2 1/2 3 3 1/2 4
Price, per foot . . . 4 1/2c 5c 5 1/2c 6c 7c 7 1/2c 8c 8 1/2c 10c 11c 12c



ASBESTOS CEMENT

Asbestos cement is dry and put up in bags. Is used largely for covering boilers, heating plants, or any other surface. To prevent loss of heat. It is composed of asbestos fibre and other ingredients, which when mixed with water, makes a regular cement plaster. Will increase the efficiency of the boiler from 20 to 50%. Comes in one hundred pound bags.

No. 2A-819—100 lb. bag . . . \$1.25
Per lb. 7 1/2c

SMOKE PIPE



Regular galvanized iron smoke pipe and fittings for use in connection with our steam and hot water boilers. Made of 20-gauge heavy galvanized sheet iron, put up in two foot lengths, double wove, ready for putting together.

No. 2A-821—Galvanized Pipe.
Size, inches . . . 7 8 9 10
Price, per ft. . . 15c 16c 17c 20c
No. 2A-822—20-gauge elbows.
Size, inches . . . 7 8 9 10
Price, each . . . 25c 25c 25c 30c

ALTITUDE GAUGE



Altitude gauges are used for indicating the height of water in a hot water heating system.

No. 2A-827
Each \$1.25

HOT WATER THERMOMETER

Used in connection with hot water heating plants, register up to 210 degrees. Each thermometer carefully packed in individual wooden boxes.

No. 2A-828
Each \$1.50



RADIATOR VALVES. Jenkins Disc Angle Radiator Valve with union, nickel plated all over and highly polished on the union and other raised parts.

No. 2A-831
Size, inches . . . 1 1 1/4 1 1/2 2
Price, each . . . 65c 80c \$1.15 \$1.45 \$2.25

JENKINS DISC CORNER RADIATOR VALVE with union. Made of heavy valve metal, fully guaranteed. They are made for both right and left hand corners. Nickel plated all over, highly polished on union and other raised parts. For either right or left hand, specify which when ordering.

No. 2A-832
Size, inches . . . 1 1 1/4 1 1/2 2
Price, each . . . 65c \$1.00 \$1.40 \$1.75 \$2.85

RADIATOR AIR VALVES. Nickel plated compression radiator air valves with wooden wheel, threaded 1/2-in. pipe size.

No. 2A-833
Price, each \$0.10
Per dozen \$1.00

AUTOMATIC AIR VALVES. Nickel plated automatic radiator air valves for steam, size of connection pipe, threaded 1/2-inch.

No. 2A-837
Price, each \$0.40
Per dozen \$4.75

RADIATOR VALVES. Lock Shield Radiator Valves, Jenkins disc, with union. Nickel plated all over. The only difference between this and No. 2A-831 being that in place of having a stationary wheel, the handle of this may be removed so that one party only can regulate the heat.

No. 2A-839 Extra keys, 10c.
Size, inches . . . 1 1 1/4 1 1/2 2
Price, each . . . 75c 85c \$1.05 \$1.45 \$2.25

QUICK OPENING VALVES. Quick opening hot water radiator valves with union. Are used exclusively on hot water heating plants. They are nickel plated all over. The union nut and other raised parts being highly polished. These valves are furnished with all size hot water heating plants.

No. 2A-841
Size, inches . . . 1 1 1/4 1 1/2 2
Price, each . . . 55c 65c 85c \$1.25 \$1.55

HOT WATER UNION ELBOWS used on the return pipe end of hot water radiators. Nickel plated all over, polished on union nut and other raised parts.

No. 2A-842
Size, inches . . . 1 1 1/4 1 1/2 2
Price, each . . . 35c 45c 55c 70c \$1.15

RADIATOR AIR VALVES Nickel plated compression radiator air valves with 1/2-in. pipe size connection.

No. 2A-843
Price, each 8c
Per dozen \$0.96

REGISTERS AND COLD AIR FACES

Our line of floor registers, wall registers and cold air faces is made up of only the latest improved patterns, finished in either Black Japan or Oxidized Copper. The Black Japaned registers have a smooth black flatter finish throughout, baked on, and will last for a great many years. Many, however, prefer the Oxidized Copper finish to match other hardware trimmings.

We can furnish larger or special sizes not listed and will be glad to quote prices on request.



WARM AIR FLOOR REGISTERS
No. 3B-632-



REGISTER BORDERS ONLY
No. 3B-633-



REGISTER FACES ONLY
No. 3B-634-

| Size | Black Japaned | Oxidized Copper |
|-------|---------------|-----------------|
| 8x10 | \$0.35 | \$ 1.30 |
| 9x12 | .70 | 1.75 |
| 10x12 | .80 | 1.80 |
| 10x14 | 1.40 | 3.45 |
| 12x15 | 2.00 | 3.40 |
| 14x16 | 2.85 | 5.50 |
| 14x20 | 3.25 | 6.95 |
| 16x20 | 4.15 | 8.20 |
| 18x24 | 7.50 | 14.00 |
| 20x24 | 8.00 | 15.70 |

| Size | Black Japaned | Oxidized Copper |
|-------|---------------|-----------------|
| 8x10 | \$0.42 | \$1.25 |
| 9x12 | .65 | 1.60 |
| 10x12 | .68 | 1.74 |
| 10x14 | .90 | 2.10 |
| 12x15 | 1.22 | 2.50 |
| 14x16 | 1.45 | 2.82 |
| 14x20 | 1.65 | 4.20 |
| 16x20 | 2.10 | 4.68 |
| 18x24 | 3.80 | 5.42 |
| 20x24 | 3.15 | 6.30 |

| Size | Black Japaned | Oxidized Copper |
|-------|---------------|-----------------|
| 8x10 | \$0.40 | \$1.65 |
| 9x12 | .55 | 1.70 |
| 10x12 | .60 | 1.95 |
| 10x14 | .77 | 2.10 |
| 12x15 | .90 | 2.30 |
| 14x16 | 1.30 | 3.10 |
| 14x20 | 1.60 | 4.05 |
| 16x20 | 2.05 | 5.25 |
| 18x24 | 2.80 | 7.00 |
| 20x24 | 3.25 | 9.20 |



WOODEN COLD AIR FACES

The use of wooden cold air faces is a modern idea and is becoming very popular where the return system is used on heating plants. Made of oak strips $\frac{5}{8}$ of an inch thick by $1\frac{1}{2}$ inches in width, into which cross strips $\frac{5}{8}$ of an inch square are glued in grooves made to receive them. Can be installed so as to be flush with floor and will match flooring.

No. 3B-635-

| Size | Each | Size | Each |
|-------|--------|-------|--------|
| 12x15 | \$0.40 | 20x24 | \$1.20 |
| 12x18 | .54 | 24x24 | 1.44 |
| 14x20 | .70 | 24x30 | 1.80 |
| 16x20 | .85 | 30x30 | 2.70 |
| 18x24 | 1.08 | 30x30 | 2.70 |

CAST IRON FACES

Open register faces for cold air intake to furnace. Made of best grade of soft gray cast iron carefully finished and coated with a heavy coat of black Japan baked on, making a glossy black finish. No register shutter arrangement is required for cold air intake.

No. 3B-636-



| Size | Each | Size | Each |
|-------|--------|-------|--------|
| 12x15 | \$0.80 | 20x24 | \$1.20 |
| 14x18 | 1.10 | 24x24 | 1.60 |
| 16x20 | 1.60 | 24x30 | 2.00 |
| 18x24 | 2.00 | 30x30 | 2.40 |
| | 2.00 | 30x30 | 3.10 |

CAST IRON BASE BOARD WALL REGISTERS



The illustration at left shows our lumbered register which is regularly furnished wherever wall registers are used on our complete warm air heating plants. It is equipped with a patented shut-off arrangement with simple wheel movement. Can be easily operated with hand or foot and directs current of air out into the room. Illustration at right shows register installed on first floor. Furnished in Black Japan or Oxidized Copper finish.

No. 3B-637-

| Size | Japaned | Oxidized Copper | Size | Japaned | Oxidized Copper |
|------|---------|-----------------|-------|---------|-----------------|
| 8x10 | \$0.72 | \$1.20 | 10x12 | \$1.20 | \$2.10 |
| 9x12 | .80 | 1.50 | 10x14 | 1.62 | 2.70 |

COMBINATION FLOOR AND CEILING REGISTERS



Combination Floor and Ceiling register and ventilator for use in houses where stoves are used for heating. The register can be placed in floors of second story rooms and used which ordinarily is not used can be converted to these rooms.

Consists of a Black Japaned floor register, a white enamel ceiling register and adjustable register box. To install, cut a hole thru floor and ceiling, place the ceiling and floor plates in position and catch the two coil springs which hold these in place. The adjustable box is for floor and ceilings which are from 7 to 12 in. apart.

No. 3A-638-3x12 in. each. \$1.85



"ALADDIN"



Stoves & Ranges



**THIS 8-18
CAST RANGE
\$30.95
WITH
RESERVOIR**

**The
"Aladdin"
Pointer
Range**

GUARANTEE

We guarantee all "Aladdin" stoves and ranges to be free from imperfection of material and workmanship, and to be exactly as described by us, or money refunded. Shipped direct from factory in Indiana.

THIS "POINTER" CAST IRON RANGE is our leader, and we believe the greatest range bargain ever offered. It is up-to-date in every respect. Every detail has been covered in a way that leaves no chance for improvement. This "Range" overcomes the great objection found in many ranges, in that it has no hearth and, therefore, occupies much less space than the ordinary range of the same oven and cooking top capacity. It stands on a sanitary base, thus allowing easy access underneath the stove for sweeping and scrubbing.

THE FIRE BOX is very large and is fitted with heavy hot blast, ventilated linings. The grates are of the duplex type, and burn coal, coke and wood equally well. They can be easily cleaned and removed when necessary.

THE OVEN is large and well proportioned, being 18x15x12 1/2 inches, fitted with a drop door, with always cool handle and a safety hinge. The oven will accommodate four 9-inch baking pans. We guarantee it to bake and cook to perfection.

THE RESERVOIR is large, having a capacity of about seven gallons, and can be finished in either "Wilder" Metal or Copper, Tinned on the inside.

THE WARMING CLOSET is roomy and is trimmed with Nickel plated corners and binding, as shown in the cut.

THE NICKEL PLATED TRIMMINGS. This "Range" is mounted and trimmed with heavy nickel trimmings as shown. The Towel Bar on the front of the stove is large and useful as well as ornamental. The Oven Thermometer is also a feature worthy of note. The cooking top is 26 inches deep and 42 inches long, and fitted with six 8-inch covers.

4A-1100—"Aladdin" Pointer Range, with "Wilder" Reservoir. Weight, 175 pounds. Price..... **\$30.95**

4A-1102—"Aladdin" Pointer Range, with Copper Reservoir. Weight, 175 pounds. Price..... **\$32.10**



"ALADDIN" Stoves & Ranges



LARGE POUCH
FEED

Sanitary
Base

**"ALADDIN"
KING
8-18 STEEL RANGE**
\$53.95

Solid Aluminum
← Covers

Body Made of
14-gauge
Boiler Plate

Weight
625 pounds

King of Steel Ranges

A BETTER RANGE could not be made, no matter what the price. You can judge from the weight that what we say is true: 825 lbs. of the highest grade of material set into a range for workmen who have orders to build the best possible stove, regardless of cost; and the Craftsman who finished this masterpiece proved that the confidence reposed in him was not misplaced. Every line of the stove is artistic, every part perfect, highly nickel plated surroundings. In fact, everything to make an artistic and attractive appliance, as well as the best cooker and baker ever offered.

THE BODY is made of 14 gauge Boiler Plate steel, lined and polished, and thoroughly protected on the inside by heavy cast iron plates, that are bolted, riveted, and electrically welded in such a manner that buckling is impossible. Think of a range made of steel plates 1/4 inch thick reinforced by cast iron plates on the inner side.

THE FIREBOX is extra large, and is lined with special interchangeable, guaranteed hot steel sectional linings and with duplex grates for burning wood, coal or coke.

THE MAIN TOP has six right back cooking holes, and is fitted with a large pouch feed door.

THE RESERVOIR is 14-1/2 in. large so that you can cook on ordinary stoves, having a capacity of 15 gallons. The reservoir tank is made of extra heavy sheet copper, lined on the inside. The reservoir lids are made of pure aluminum, and we guarantee that any water heated in this reservoir will always be clean and free from rust.

THE OVEN is 15 inches wide, 18 inches deep and 12 1/2 inches high, and is fitted with a glass front and in a full nickel plated frame. The oven is fitted with a thermometer, which enables you to maintain an even heat.

NICKEL PLATED TRIMMINGS. This range is fully mounted with nickel plated trimmings, as shown, and is one of the best appearing ranges ever offered.

WEIGHT with reservoir as shown, 625 pounds, without reservoir, 500 pounds. Shipped from factory in Indiana.

4A-1104—Range, as described **\$53.95**
If without reservoir deduct \$7.50 from price.



"ALADDIN"

Stoves & Ranges



THIS STEEL RANGE was brought out to meet the demand for a low priced, versatile range. We guarantee this range to cook and bake as well as any range selling for twice as much as we ask for this one, and while in most cases we do not strive to meet the low priced competition, we can with full confidence offer this range, and know that it will justify our claims. It has no nickel plated parts.

THE TOP is large, having six, eight inch lids, the castings are smooth and not excessively large.

THE FIRE BOX is large and is fitted with interchangeable hot blast linings, and duplex grate for burning coal, coke or wood.

THE OVEN is 18 inches wide, 18 inches deep, and 12 1/2 inches high, and will accommodate four 9 inch baking pans.

THE ASH PIT is large and easy of access and is fitted with a polished door.

THE RESERVOIR is large, having a capacity of seven gallons, can be furnished either in Wilder Metal or Copper, tinned lining, shipping weight, 265 pounds.

No. 4A-1126—Aladdin "Reno" steel range with Wilder Metal reservoir **\$19.25**

No. 4A-1124—Aladdin "Reno" steel range with Copper metal reservoir **\$21.90**

If without Reservoir, deduct..... **\$1.00**



\$19.25

For This
RANGE
with
RESERVOIR



\$21.00 FOR THIS RANGE WITH RESERVOIR

OUR ALADDIN "RECORD" STEEL RANGE, made to meet the demand for a good, versatile, low priced range. We guarantee it to cook and bake as well as the most expensive range on the market. It has numerous exclusive features, found only on high priced ranges. This range always gives satisfaction and influences other sales.

The cast iron parts are all smooth and heavy, all joints are perfectly fitted. The steel body and high sheet are made of selected, polished, blue steel.

THE FIRE BOX is large, and is equipped with interchangeable hot blast linings, and duplex grate, easy to clean and remove, burns coal, coke and wood.

THE MAIN TOP is large and is equipped with six 8 inch cooking holes.

THE RESERVOIR has a capacity of seven gallons, and can be furnished either with Wilder Metal or Copper tank.

THE OVEN is large, being 18 inches wide, 18 inches deep, and 12 1/2 inches high.

NICKEL PLATED PARTS. This range is fitted with nickel plated trimmings as shown, shipped direct from factory in Indiana, shipping weight, 260 pounds.

No. 4A-1120—"Record" range as described, with Wilder Metal reservoir **\$21.00**

No. 4A-1122—"Record" range, as described, with Copper, tinned lining reservoir **\$24.20**

If without Reservoir, deduct..... **\$4.20**



"ALADDIN"



Stoves & Ranges

FOR THIS
\$29.30 "ALADDIN" COIN
 SANITARY STEEL RANGE

Our Aladdin "Coin" steel range, while not by any means a high priced range is still thoroughly good and serviceable, built on sanitary and scientific principles, worthy of a place in any home.

The Body is made of extra heavy blued steel, reinforced on the oven top and right end of flues, by heavy cast iron plates.

The Fire Box is of ample capacity, and is fitted with heavy layer changeable hot blast, ventilated cast iron linings, the grate is of the duplex pattern, the best known kind of stove grate, will burn coal, oak or wood.

The Oven is large, being 18 inches wide, 18 inches deep, and 12 1/2 inches high, and is fitted with a drop door, trimmed with smooth nickel plated trimmings, as shown.

The Main Top is large, well constructed, fitted with six eight inch cooking holes.

The Reservoir is made of sheet copper, and has a capacity of seven gallons. Nickel plated trimmings are furnished, as shown in the cut, and are smooth and easy to keep clean.

This is without a doubt, the best steel range ever offered, when the price is considered. Weight with reservoir, 375 pounds. Shipped from factory in Indiana.

4A-1180—Range, as described **\$29.30**
 If without reservoir, deduct \$1.00



When comparing the price on this range do not fail to consider the price on this range do not fail to consider the weight. This range weighs 500 lbs., and the construction throughout embraces all of the modern improvements.

The Colonial design is a feature used in many of the high priced ranges of today, and the Sanitary Base is another feature which is justly popular. Plain, highly polished removable nickel plated trimmings are another modern improvement; in fact, every feature of this range is a talking point, and while we do not claim it to be as attractive in appearance as our "King" we do claim that this range will last as long and will give as much perfect satisfaction as any stove ever made.

The inside damper well operated in front of the range is another feature which is attracting much attention.

The Fire Pot and Grate arrangement is the same as in our "Coin" Range above, as is also the Oven and Main Top. The Reservoir is made of Sheet Copper, and has a capacity of 7 gallons.

The Oven Door swings in place of dropping down as on our other designs.

The "Southern" weighs 500 lbs., when crated ready for shipment, Shipped from factory in Indiana.

4A-1137—Range, as described **\$40.95**
 If without reservoir, deduct \$1.00



"ALADDIN"
 Southern
 Range
\$40.95
 with
 Reservoir

"ALADDIN"

Stoves & Ranges

Large
Front
Feed"ALADDIN"
MODERNCOOK
STOVE\$19.95
WITH RESERVOIR

In our "Modern" cast cook stove we show a design that is the acme of perfection in every detail. These stoves have passed the experimental stage and have built up an enviable record of satisfactory service.

Their success is due largely to the scientific construction of the fire-box, oven and flues, and their perfect proportions which have resulted in a fuel saving of at least 50 per cent besides enabling you to do better baking and cooking in less time than ever before.

This stove has smooth, highly polished nickel plated trimmings, as shown. Full size oven, 15x19x11 inches; large sectional top with four 8-inch cooking holes; duplex vertical grate for burning wood, coal or coke. Seven gallon reservoir holds of stout copper, lined on inside. Shipping weight, with reservoir, 265 lbs. Shipped direct from factory in Indiana.

4A-1144—"Modern" Cook Stove \$19.95

ALADDIN "CHARM" COOK STOVE



This stove embodies all the desirable features of our "Modern," except that it has no nickeled oven or fire door plates or oven shelf.

The principles of construction are exactly the same, and owing to the special method of fitting and grouting bottom and back oven plates, these stoves have the only dust and ash proof oven on the market. Main top has four eight inch cooking holes; pipe collar 7 inches; oven, 15x19x11 inches; shipping weight with reservoir, 265 lbs. Shipped from factory in Indiana.

4A-1146—"Charm" Cook Stove \$18.25

ALADDIN "PLAIN" COOK STOVE



The "Plain Pointer" was designed to meet the demand for a first class stove without any unnecessary features adding to its cost. In this model we have left off the base skirting and have produced a plain but dignified stove without sacrificing a single desirable feature. The construction and principles of operation are exactly the same as in the other two models shown on this page. Main top has four 8-inch cooking holes; pipe collar 7 inches; oven, 15x19x11 inches. Shipping weight with reservoir, 265 lbs. Shipped direct from factory in Indiana.

4A-1148—"Plain Pointer" Cook Stove \$16.75

Any Stove on this page furnished without reservoir at \$3.00 less than price quoted.



"ALADDIN"

Stoves & Ranges

"ALADDIN"
GOLD HEATER

In our "Gold" heater we offer an inexpensive heater which embodies all the features characteristic in much more costly heaters. It is all cast iron excepting the Drum, which is made of heavy polished Blue steel, fire pot is full size, grates are draw center type, for soft coal or coke.

No. 4A-1150

| Full Diameter | | Weight, lbs. | Price |
|------------------|-----|--------------|--------|
| Height, of Body, | in. | | |
| 37 | 13 | 51 | \$4.15 |
| 42 | 14 | 54 | 5.50 |
| 45 | 15 | 102 | 7.25 |
| 49 | 17 | 155 | 9.10 |



Nickel plated parts as shown.

"ALADDIN"
FOREST HEATER

Made of polished Blue steel, lined with a corrugated sheet; steel used is two gauges heavier than ordinarily used in this type of stove; has cast iron dampers in pipe collar. For burning wood or coal; has an extra large fire door.

No. 4A-1151

| Lgh. Wgt. | | Stm. Feed Door | Price |
|-----------|-----|----------------|--------|
| in. | lb. | | |
| 32 | 40 | 30% x 11 1/2 | \$3.15 |
| 24 | 43 | 30% x 11 1/2 | 3.25 |
| 26 | 46 | 30% x 11 1/2 | 3.45 |



Nickel plated foot-rails, 25 cents extra.

This most attractive heater has been a winner wherever it has been placed for sale. The graceful proportions and attractive lines cannot help but please. We feel that in this, we offer more real value for the price, than would be possible to secure elsewhere. This stove is all cast iron except the drum which is made of heavy polished Blue steel.

The Fire Pot is full sized, thick and heavy, and ribbed on the outside, thus insuring a long life; grates are heavy draw center type, for burning soft coal or coke. Not practical as a wood burner.

Ash pit and fire doors are fitted with heavy nickel plated gravity handles, ash door swings on drilled hinges, separate from base, and held rigidly to base by two bolts.



All joints are tongued and grooved and packed in iron, cement making them thoroughly air tight. The drafts are all air tight and of the screw type, positive in action and easily adjusted. Parts to replace broken ones can be furnished by us at any time.

GUARANTEE—We guarantee every "Aladdin" stove or range to be exactly as described by us in every way in regard to weight, measure and workmanship. If you should find otherwise, we will gladly refund full purchase price, together with all freight charges which you have paid.

No. 4A-1152

| Full Diameter | | Weight, lbs. | Price |
|-------------------------|-----|--------------|--------|
| Height, of Body, | in. | | |
| 37 | 13 | 52 | \$5.10 |
| 41 | 15 | 76 | 6.35 |
| 43 | 15 | 108 | 8.10 |
| 46 | 17 | 150 | 9.10 |
| Full nickel plated Base | | | \$1.50 |



A very popular two hole laundry stove. Castings are heavy and nicely fitted top is large and square; has a sturdy and dump grate; the height is 22 inches, smoke pipe, 6 inch, and top has two 8 inch cooking holes. Can be furnished with water heating coils for \$1.00 extra. Shipping weight, 70 pounds.

No. 4A-1153—Two hole laundry stove, as described, \$3.65
Water Coil, \$1.00 extra.

One of the best laundry stoves ever offered; has four 8 inch cooking holes. The long center is cut in two sections, supported by a baffle plate, which also deflects the heat to all four holes. Fire pot is 12 inches in diameter. An absolutely air tight stove, that will keep fire over night. Height, 21 inches; top, 20x22 inches; pipe collar, 6 inches; weight, 80 pounds.

No. 4A-1154—4 hole laundry stove, as described, each \$4.65



\$3.98 FOR THIS \$10.00 MANTEL

OUR "CLINTON" MANTEL

An inexpensive mantel for use where the contrast in practical side of the question is of more consequence than the artistic. We offer this mantel to meet the demand. While inexpensive, this mantel has all of the essential features of our high-priced mantels. The frame is made in solid oak, finished in light or golden oak.

It is 4 ft. high and the width is 4 ft. 6 in. The tile opening is 20 inches. The projection is 4 inches or it can be furnished in the flat. The tile which we furnish is all perfect in every way, no seconds or factory cuts. We furnish sufficient tile for the hearth and facing.

While we know that in this mantel we offer more than it would be possible for you to get elsewhere at the same price, our advice would be, buy a better mantel, as the cost of installing would be the same and for each additional dollar spent in fixtures of this kind, you add fully five dollars in value to your home. Prices either with or without fixtures.

| | |
|--|----------------|
| 3A-900—Mantel with wood work only | \$3.98 |
| 3A-902—Mantel with best quality tile for hearth and facing and outfit No. 1, as shown on page 67 | \$15.50 |
| 3A-904—Mantel with best quality tile for hearth and facing and outfit No. 2, as shown on page 67 | \$23.00 |

OUR "COLONIAL" MANTEL

This most attractive White Mantel is offered by us at a remarkably low price, and we do not hesitate to say that anyone purchasing this outfit will get more than their money's worth.

The finish is pure white. We cover it thoroughly with 3 coats of white lead and pure linseed oil. The reason we do not give it the English coat of white enamel before sending it out from the factory, is that enamel being so hard and brittle would be very liable to get damaged in shipment.

The height is 5 ft. 4 in. Width 5 ft. The tile opening is 42 inches wide and 42 inches high. Tile projection, 4 inches.

As furnished by us these mantels are ready to install. No special chimney or fire is needed. In fact, if furnished with Outfit No. 2 any person with ordinary intelligence can place it. No special tools, skill or extra material being required.

This mantel will burn any kind of fuel, hard or soft coal, coke or wood, and is absolutely clean. Requires the removal of ashes but once daily.

| | |
|---|----------------|
| 3A-906—Mantel with woodwork only | \$14.00 |
| 3A-908—Mantel with tile for hearth and facing and outfit No. 1, as shown on page 67 | \$32.50 |
| 3A-910—Mantel with tile for hearth and facing and outfit No. 2, as shown on page 67 | \$41.00 |



OUR "MAYFAIR" MANTEL

Is especially brought out for the benefit of those who wish to use it in a room where furnishings are mission, as it is always sent in Weathered Oak finish unless otherwise ordered. It can, however, be furnished in Golden Oak with extra glass finish if desired.

The complete height is 6 ft. 7 in. Width, 4 ft. 7 in. with wall plate to 5 ft. Bevel French Plate Glass Mirror is 12 inches by 30 inches. Clear glass in the doors. Opening for tile is 42 inches wide by 30 inches high. The tile projection is 4 inches.

When buying a mantel it is always well to remember it is for a life time and a few dollars extra is paid to be a constant source of pleasure.

We are not offering a high-priced mantel, but are offering as good as money can buy, and in the grades, which our prices are higher than some, we know that they will give perfect satisfaction under any and all conditions, no matter how trying. We have therefore selected the best, regardless of cost. The principal design and workmanship is perfect. The finish is of the best. The price is lowest when quality is considered. Shipping weight, 240 lbs.

| | |
|--|----------------|
| 3A-912—Mantel with woodwork and mirror only | \$29.00 |
| 3A-914—Mantel, complete, with tile for hearth and face and outfit No. 1, as shown on page 67 | \$44.75 |
| 3A-916—Mantel, complete, with tile for hearth and face and outfit No. 2, as shown on page 67 | \$55.50 |



ALADDIN



\$13⁹⁵ OUR CRAFTSMAN MANTEL

Our Craftsman Mantel is made of thoroughly seasoned air and kiln dried Oak, this being an essential feature in making a mantel which will stand, be durable and keep perfect joints. The standard finish for all Oak Mantels is Golden. The plank top is heavy, supported by three brackets as shown.

- No. 3B-918—Mantel, woodwork only \$13.95
 No. 3B-970—Mantel, with tile facing and hearth and grate outfit No. 1 \$22.25
 No. 3B-972—Mantel, with tile facing and hearth and grate outfit No. 2 \$28.75

\$18⁵⁰ OUR FURNITURE MANTEL

A more elaborate mantel without mirror, made of quarter sawed Oak throughout, with four corner posts, which taper to the top, and above the top between these posts at each end is a spindle lattice work. The view at the right hand side of this illustration shows an end view of this mantel.

- No. 3B-924—Mantel, wood-work only \$18.50
 No. 3B-926—Mantel, with tile facing and hearth and grate outfit No. 1 \$28.75
 No. 3B-928—Mantel, with tile facing and hearth and grate outfit No. 2 \$32.25



\$28⁶⁰ OUR STANDARD MANTEL

Made of selected quarter sawed Oak with a 16x26 plate glass mirror between the top and the shelf. At the right hand end of the illustration we show an end view of this mantel, which will give a very clear idea of the finished appearance of this mantel.

- No. 3B-930—Mantel, wood-work only \$28.60
 No. 3B-932—Mantel, with tile facing and hearth and grate outfit No. 1 \$37.65
 No. 3B-934—Mantel, with tile facing and hearth and grate outfit No. 2 \$46.10



GRATES AND ANDIRONS MODERN ARTISTIC MASSIVE

OUR GRATE OUTFIT NO. 1



Interior View No. 1

as shown in the cut, consists of frame, basket, ash screen and summer front. The summer front is made of heavy sheet steel, stamped in artistic designs, as shown on the preceding pages. In the complete-mounted outfit, the frame, basket and ash screen are made of heavy cast iron. The frame and summer front have a double Electro plated finish, and are furnished in either Oxidized Copper or Oxidized Brass finish. The basket grate is 20 in. wide. The outside dimensions of the frame are 24 $\frac{1}{2}$ in. wide by 30 $\frac{1}{2}$ in. high. No fire brick or back tile is included with this outfit, but simply the frame, summer front, basket and ash screen. In the cut on the right hand side of page, we show the method of laying brick and tile for this outfit. All necessary equipments aside from those are furnished by us.



Sectional View No. 1

ABOVE IS THE OUTFIT REFERRED TO ON THE PRECEDING PAGE AS OUTFIT NO. 1

GRATE OUTFIT NO. 2



Interior View No. 2

THE GRATE OUTFIT SHOWN HERE is a practical outfit for any one to buy, and we consider it the best grate on the market today. More for your money than you could possibly get elsewhere. While the price seems slightly more than that of our outfit No. 1, it is practically nothing more when you consider the price of the fire brick which are never quoted with an unmounted grate. This outfit No. 2, being built all in one piece, sets in the fire place just like a stove and requires no fire brick.

YOU SAVE THE LABOR OF LINING THE FIRE PLACE with brick; simply make the opening to fit this grate, and when it is in place, you will have no trouble in building the throat of the chimney to throw the heat into the room. The throat in this is set at exactly the right angle, and if your chimney has proper draft, it will never smoke.



Side View No. 2

THE EQUIPMENT IS FRAME MOUNTED, as shown, basket, summer front and ash screen, and upper and lower dampers with which your fire can always be regulated. The basket has dumping bottom; size of the grate is 20 in. Outside dimensions of frame as shown on the preceding page, furnished in Oxidized Copper or Oxidized Brass.

ABOVE IS THE OUTFIT REFERRED TO ON THE PRECEDING PAGE AS OUTFIT NO. 2

A FEW OF OUR PATTERNS OF ANDIRONS



No. 2A-925 — These Andirons are 12 in. high, with open back and full ball ornament. Made in cast iron with wrought iron finish, for use in open brick or stone mantels.

Price, Per Pair \$3.90



No. 2A-927 — This very attractive design Andiron, 18 in. high, made of cast iron, finished in black. A perfect imitation of hand hammered iron. Open back and hammered ring ornaments.

Price, Per Pair \$6.80



No. 2A-929 — Heavy square Andirons, 24 in. high, made on strictly colonial lines, of cast iron, with wrought iron finish. Massive in appearance, and of a very rich design.

Price, Per pair \$6.50

Genuine "Cutler" Homecraft Kitchen Cabinets



Oak front kitchen cabinet. The main top is 26x42 inches, height over all is 61 inches. Has one double door cupboard and three small drawers in the top. One sliding bread board, one cutlery drawer and two large drawers in bottom. Nickel trimmings. Weight, 145 lbs.
No. 2A-1895—Kitchen Cabinet,
as described **\$9.65**



Made of plain oak, finished golden oak, waxed. Has a sliding aluminum top 25x40 inches, a tilting metal flour bin with sifter and a glass front. Wire shelf in base and metal bottom which slides. Equipped with several bread box, Nickel trimmings. Height, 70 inches. Weight, 180 lbs.
No. 2A-1896—Kitchen Cabinet,
as described, each **\$16.95**



Made of plain oak, finished golden oak, waxed. Has sliding aluminum top 25x40 inches. A tilting metal flour bin with glass in front. Wire shelf in base and sliding metal bottom. Metal bread box and a six piece glass set for spices. Nickel trimmings. Height, 60 inches; weight, 200 lbs.
No. 2A-1897—Kitchen Cabinet,
as described, each **\$21.25**



Briefly described as follows: 27x56 1/2 inch sliding maple top, 38 1/2 inches deep, open. Has tilting metal flour bin with glass front. Swinging glass sugar bin. 7 piece glass set, portable metal cake compartment, metal doors and sliding wire shelves, subdivided cutlery drawers in top. All metal bread and cake drawer. Extra heavy sliding cutting board. White enameled inside. Drop curtain made of lumber over center compartment. Weight, 300 lbs.; height, 72 inches.
No. 2A-1898—Kitchen Cabinet,
as described **\$32.75**
The Best Kitchen Cabinet Made.

READI-CUT RED CEDAR CHESTS

We read of cedar and its many uses as far back as there is any trace of civilization. The old Egyptian idols were made of cedar. The timbers in King Solomon's temple were cedar of Lebanon. In ancient times, cedar was used as a preservative for valuable parchments; the ancients believed that cedar would make such papers last forever. Chests and strong boxes were lined with it for preserving valuables. In our own country, in the early days, long before cold storage for furs was known, cedar chests were used for storing furs. In the Colonial days, every woman had a cedar chest in which to keep her furs, and expensive gowns.

The chest which we offer you, will, if properly put together, last a life time, and preserve its natural color and odor. Aside from its value as a clothes chest, it makes a beautiful article of furniture as a window seat for living or bed room. Nothing can surpass a Red Cedar Chest.

Only **\$9.75**

For Our

"BUFFALO"
\$20.00 CHEST

Every part cut
to fit. All parts
Furnished by us.



This Chest is made of pure Red Cedar. Every part cut to length, with exposed ends sanded and finished. The projecting top and bottom are rounded on the edges. Ornamental legs as shown, planed and glued up, ready to attach with screws which we furnish. With this chest we also send a chest lock with key, a set of roller bearing casters, the ornamental brass straps with nails, to be used in attaching same, also the screws and nails for construction as well as steel corner braces to be used inside the chest as a reinforcement. We also furnish one pint of liquid wood filler and one pint of taster varnish for finishing the chest. Any man who can use a screw driver can set up and finish one of these chests as sent by us, and there is always more or less pleasure in making something of this kind for a friend. The original cost is much less than that of a chest when set up, and this, together with the saving in freight, will make you a big saving by buying a Read-Cut Red Cedar Chest.

No. 2A-975—Read-Cut Cedar Chest—42 in. long, 20 in. wide, 17 in. high. Each..... **\$9.75**



Read-Cut Red Cedar Chest. This is a very neat pattern Red Cedar Chest, trimmed with sassafras as shown in the cut. This Red Cedar is moth proof, mouse proof and dust proof, and makes an ideal place for storing furs and winter clothing, blankets, underwear, hats and gloves. In fact, anything that you value. These chests will retain their natural odor and natural color a life time, and as there is no deterioration, it is hard to tell how long a Red Cedar Chest will last. We furnish the chest complete with all trimmings. All exposed edges are sanded, the legs glued up, and in addition to this, we furnish a set of roller bearing casters, a chest lock and key, together with the liquid wood filler and varnish for giving the chest a piano finish. Any man can derive a great deal of pleasure by building a Red Cedar Chest for wife, sister or mother. The prices which we quote are for the chest complete as described above. Read-Cut in such a way that any man can put it together. The knock-down feature saves considerably in original cost as well as freight.

No. 2A-977—Read-Cut Cedar Chest—42 in. long, 20 in. wide, 18 in. high. Each..... **\$9.25**

\$9.25

FOR OUR

"BEAVER"

Red Cedar Chest

AN IDEAL GIFT

for Mother, Wife

or Daughter.

"ALADDIN" RED CEDAR CHESTS



**READI-CUT
KNOCKED DOWN
OR SET UP**



OUR "FOX" RED CEDAR CHEST

This chest is like all "Aladdin" red cedar chests, sent out readi-cut in such a way that anyone can set it up. It is one of the best proportioned chests which we have, and the ornamental feet add greatly to the appearance of the chest. The general dimensions are such as to make a well proportioned and very convenient chest, same being 42 in. long, 18 1/2 in. wide by 18 in. high; height, including casters. It is trimmed throughout with genuine copper, and each chest is equipped with a brass lock, set of casters, lid stay, hinges and cedar handles. The trimmings furnished are exactly as shown in our catalog, ready to be applied.

We furnish with each chest, sufficient liquid wood filler and varnish for two coats. Every cedar chest furnished by us is sent out under our landing guarantee of satisfaction assured or money returned.

No. 4A-1402—"Aladdin" readi-cut Red Cedar chest, as described..... **\$10.35**

OUR "ERMINE" RED CEDAR CHEST

This chest is of a most convenient size, being 39 in. long, 18 in. wide and 17 in. high. The height given being over all when casters are attached. It is trimmed throughout in genuine copper and each chest is sent out complete with brass locks, casters, lid stay, hinges, sufficient nails and screws for setting up the chest, also liquid wood filler and varnish sufficient for two coats.



They are shipped in the knock down, and every piece is readi-cut, and any person can set them up.

The handles are cedar.

No. 4A-1406—Red Cedar readi-cut chest, as described

\$8.65

OUR "WOLF" RED CEDAR CHEST

A most attractive Tennessee red cedar chest is shown in this number. This has probably been the biggest selling pattern of cedar chests ever offered. The chest is 45 inches long, 22 inches wide and 21 inches high. Is an exceptionally large and extremely attractive chest. It is trimmed in genuine copper as shown in the cut. With each chest, we furnish a brass lock and escutcheon, and lid stay, all hinges, casters, in fact all trimmings as shown. In addition to this, we furnish sufficient liquid wood filler and varnish for a two coat finish.



Any chest shown on this page furnished set up with all trimmings on and finished with three coats of varnish \$2.50 extra.

No. 4A-1404—Readi-cut Red Cedar chest, as described **\$13.25**

These chests as sent out by us are all ready to be set up, and so simple is the operation that any ordinary workman can set them up in a very short space of time. In comparing prices, do not fail to take into consideration that the freight on the chest when knocked down, is less than half the freight on the same chest if set up, and shipped in that way.



"ALADDIN" RED CEDAR CHESTS

CONTINUED



"Seal" Cedar Chest **\$8.90**

Our "Seal" Chest is made of $\frac{3}{4}$ in. pure Tennessee red cedar, and is made in two sizes, the smaller being 40 in. long, 18 in. wide and 17 $\frac{1}{2}$ in. deep. The larger one being 45 in. long, 21 in. wide and 21 in. high. Each chest is sent out ready-cut to set up with all trimmings as shown.

The trimmings consist of all genuine copper corners, etc., as shown, with large headed "Colonial" nails for attaching them. Hinges, lid stays, brass lock, all nails

Our "Martin" Ready-cut Cedar Chest should be seen to be appreciated. It is made of all Aladdin red cedar chests, of $\frac{3}{4}$ in. pure Tennessee red cedar. These chests are moth, mice and dust proof and will last a lifetime. Strict attention has been given to making the proportions such as to utilize all space to the best advantage.

The "Martin" is 28 in. long, 18 $\frac{1}{2}$ in. wide and 16 in. high. Each chest furnished complete with all trimmings as shown in this cut, solid copper trimmings, casters, locks, wood filler and varnish. All chests guaranteed to be satisfactory.

No. 2A-1412—Martin Ready-cut Red Cedar Chest, **\$9.90**
28x18 $\frac{1}{2}$ x16 inches.

and screws, casters and sufficient filler and varnish for finishing two coats. By comparing our prices, you will readily understand how great a saving you can make by buying an "Aladdin" Ready-cut Red Cedar Chest.

No. 2A-1410—Seal Ready-cut Red Cedar Chest, 40 in. long, 18 in. wide, 17 $\frac{1}{2}$ in. high, **\$8.90**

No. 2A-1411—Seal Ready-cut Red Cedar Chest, 45 in. long, 21 in. wide, **\$12.50**
21 in. high



"Martin" Cedar Chest **\$9.90**



\$15.35 "Lynx" Cedar Chest

No. 2A-1413—Lynx Ready-cut Red Cedar Chests with all trimmings, as described, **\$15.35**

Our "Lynx" Red Cedar Chest is a massive appearing chest and one of which anyone could be justly proud. The chest is made of $\frac{3}{4}$ in. pure Tennessee red cedar mounted on sanitary feet. Fitted with solid copper trimmings as illustrated and all other hardware needed in the construction, such as lock, casters, lid stays, hinges, and wood filler and varnish for finishing. Has moth proof lid construction. The copper bands are wide and are intended to be studded as shown in the cut, with large headed copper nails, which we furnish.

No. 2A-1414—Lynx Ready-cut Red Cedar Chests without copper trimmings, **\$12.80**

We will set up, finish and varnish any chest shown in this catalog, for \$2.50 extra.

Aladdin Semi-Slate Shingles \$4.75 Per Square



Owing to the ever increasing price of wood shingles and the demand for a fire resisting roofing material, we have found it necessary to add a roofing which we could absolutely guarantee as to wearing and fire resisting qualities. We offer here our "Aladdin" Semi-slate shingles, which when applied have none of the undesirable features of prepared roofing, but have all appearances of a slate or tile roof. There never was a more beautiful or better appearing roofing offered than our "Aladdin" Semi-slate shingles.

The base of this roofing is heavy three-ply long fibre wool felt, thoroughly saturated with Pure Asphalt. The surface is natural colored crushed rock worked into the roofing under pressure so thoroughly that in reality it becomes a part of the body of the roof and will never wash off.

COLORING: We use absolutely no artificial coloring in the rock, but both the colors are natural and therefore will not fade when put on a roof and exposed to the weather. In fact there is more or less dirt and dust in this rock when applied to the roof and when this is washed off the color will be brighter, if anything, than when shingles are applied.

Each shingle is 8x12 $\frac{1}{2}$ inches. They are applied as follows: For the first course across the roof use $\frac{1}{2}$ of the shingle. For the second use $\frac{3}{4}$ of the shingle and above that use the full shingles. As they are laid 4 inches to the weather, you will readily see that there are three thicknesses of these shingles on every point on your roof. When laid, the roof is approximately $\frac{1}{2}$ inch thick, three coats of long fibre felt, Pure Asphalt and slate. A roof which will last as long as the foundation upon which it is applied and a roof that will resist fire, water, acids and alkali. It

will not warp, crack or scale off. When once applied your roofing troubles are over for all time.

As to the fire resisting qualities, upon request we will send you a sample. Take a large, live coal from your stove. Lay it on the slate surface of the roofing and let it stand. You will find that the fire will burn out with no material damage to the roofing any more than a slight melting of the asphalt underneath, which will immediately harden after the fire has gone out.

"Aladdin" semi-slate shingles are packed in cartons. Four cartons (424 shingles) to the square. (100 sq. feet.)



No. 2A-350—"Aladdin" semi-slate shingles.

Dark rich red. Per square, 220 pounds.

Price, per square \$4.75

No. 2A-352—"Aladdin" semi-slate shingles.

Deep Green. Per square, 200 pounds.

Price, per square \$4.75

Showing the Shingles as They Appear When Properly Laid

ALADDIN JUNIOR **\$168** SEMI-SLATE ROOFING PER SQUARE

ALADDIN JUNIOR SEMI-SLATE ROOFING

GUARANTEED FOR 10 YEARS

The best low priced roofing ever offered. In appearance it is very similar to our Semi-Slate roofing described under No. 2A-300. The body of the roofing is extra heavy long fibre wool felt. This is saturated with pure asphalt, then covered on the weather side with chipped slate or granite in natural colors. This finely chipped material is firmly imbedded in the heavy roofing under tremendous pressure. It is actually rolled in until it becomes a part of the roofing material. The slate and granite being natural colored, guarantees the roofing against losing its color.

SOLD BY THE GOLDEN RULE

We know that in "Aladdin" Junior we offer a better roofing than has ever been sold at a like price before, and back up this claim with a ten year guarantee. Colors are Red or Green. State which color you wish. Ask for samples.

No. 2A-325 Green

No. 2A-327 Red

PER SQ

\$168

ALADDIN DIAMOND POINT SEMI-SLATE SLAB SHINGLES



A Suburban Home Covered with Slab Shingles, Alternating the Colors

Aladdin Diamond Point Slab Shingles

are undoubtedly the greatest discovery in Shingle Roofing. They are made from heavy long fibered woolen felt, saturated and coated with high melt point asphalt, and surfaced with the natural color red and green crushed slate. The long fibered woolen felt insures toughness and strength.—The asphalt makes waterproof,—the slate surfacing resists wear, and makes them fire-retarding. In all we believe that these shingles come nearer to being a practical substitute for wood shingles than anything that has ever been offered for this purpose.

Aladdin Diamond Point Slab Shingles

instead of being put up like Individual Shingles are in gangs of four shingles to the sheet. Width, 22 inches; length, 22 inches from point to point. They give identically the same protection that Individual Shingles give, but a far handsomer appearance. Many artistic effects are obtainable with these Slab Shingles which cannot be produced by Individual Shingles. For an example of this the roof which we illustrate at the top of this page was laid with half red shingles and half green shingles, making a striking appearance when completed.

Aladdin Diamond Point Slab Shingles

when compared to Individual Shingles show a saving of about 75 per cent in labor, because it only takes 112 pieces to cover 100 square feet. They automatically space and gauge themselves to the weather,—save 25 per cent in freight; an account of the difference in the amount of material per square, they weigh sixty pounds per square less,—about 35 per cent in nails, because four shingles are laid with five nails. To say nothing of the time and labor saving which can be made on account of handling only one piece with these when ordinarily you would handle four pieces.

Aladdin Diamond Point Slab Shingles

are fully guaranteed. They will not blow up in the wind. The colors are permanent, and when applied on a building, add attractiveness to the building that cannot be produced with any other kind of a shingle. Your insurance against these colors fading is the fact that the surfacing is of natural colored slate or rock and thus the colors will never fade. In fact they seem to brighten after the first rain, which naturally washes out all dust and foreign matter.



A Reproduction of a Diamond Point Slab

Aladdin Diamond Point Slab Shingles

are made in two colors: Red and Green. Put up in crates 1/2 square, 56 slabs to crate. Shipping weight 165 lbs. per square, and are shipped to you direct from the factory in Chicago. Fully guaranteed by us.

No. 2B-200—Red Diamond Point Semi-Slate Shingles. Per square..... **\$4.25**

No. 2B-202—Green Diamond Point Semi-Slate Shingles. Per square..... **\$4.25**



CHEAPER THAN SHINGLES—WEARS LIKE TILE—A SAFEGUARD AGAINST FIRE—GUARANTEED FOR 15 YEARS.

There are so many truly commendable things which we could say about our "Aladdin" Semi-Slate Roofing, that it's hard to say them in the amount of space which we have for this roofing. The fundamental principles of all prepared roofing is the quality and weight of the felt used in the construction. Added to this is the quality and texture of the Asphalt used to saturate and preserve this. Then comes the matter of a proper method to assist the combination in withstanding the weather. A great many roofings are sold, which in certain localities and under certain climatic conditions, are perfect. The same roofing used in other localities and under different climatic conditions, will not give satisfaction. Therefore, in making our roofing contract, we looked far and found the manufacturer who was doing a nation wide business, one whom we knew could give us a roofing, guaranteed for use in any climate and under all conditions. We now offer you what we know to be the best Semi-Slate Asphalt Roofing on the market.

The base of the roofing is long fiber wood felt saturated with Pure Trinidad Asphalt and surfaced with a bright colored Crushed Slate, which is firmly embedded into the surface by a patent process. This slat is of a natural color, either red or green and will not fade, but the colors will brighten with age. This roofing needs no painting. When you have it laid, you have a roof which we guarantee to last 15 years, and even that if laid according to our instructions, will last for twice that length of time.

It adds to the beauty of any structure. We wish to impress upon your mind the fact that this is not an article which is cheap in any sense, but a first class heavy weight, clean roofing and one of which we are justly proud.

INSTRUCTIONS. In preparing your roof for this roofing, whether a new or old roof, sweep the roof perfectly clean. Then go over it thoroughly with a hammer. Be sure that no nail heads project, as anything of that kind materially affects the life of the roofing. Lay the first course across the roof as you would a course of shingles. Then come along the upper edge, using the cement which we furnish (first having laid the roofing down). Then lay another course, and so on.

OUR GUARANTEE. We guarantee "Aladdin" Semi-Slate Roofing, for 15 years. This guarantee is without restriction, if put on according to our instructions. If you should purchase this roofing, and it should fail to give satisfaction, advise us, giving particulars, and we will forward new roofing without cost to you. Each square contains 108 square feet, packed complete with tools and cement.

| | |
|-------------------------------------|---------------------------------------|
| 2A-300—Semi-Slate Roofing, Dark Red | 2A-302—Semi-Slate Roofing, Dark Green |
| Color, Weight, per sq., | Color, Weight, per sq., |
| 70 lbs. per sq. \$2.25 | 70 lbs. per sq. \$2.25 |



"ALADDIN" RUBBER SURFACED ROOFING

The base of this Rubber Surfaced Roofing is the same as our Semi-Slate Roofing; that is, we use the same long fiber wood felt and the same pure Trinidad Asphalt. With this, however, we have a smooth, rubber surface, which has been so popular for more than a generation. We can heartily recommend this roofing to anyone wishing a fire-resist, rubber surfaced roofing, and while we cannot claim that it makes an imposing appearing roof as the Semi-Slate, we can say that this roofing is equal in appearance and wearing quality to any rubber surfaced roofing on the market, no matter what the price. That is a broad statement and one which should convince you that the roofing is worthy of your notice. We make this roofing in three different weights. The one-ply, which weighs 35 lbs. to the square, the two-ply, which weighs 45 lbs. to the square, and three-ply, which weighs 55 lbs. to the square.

The same precautions for laying which apply to our Semi-Slate Roofing, also apply to this.

GUARANTEE: Our "Aladdin" Rubber Surfaced Roofing is guaranteed for 5 years, two-ply for 10 years; three-ply for 15 years. Put up in rolls containing 108 square feet. Ask for our delivered price.

| | |
|---|---------------|
| 2A-306—One-ply Rubber-surfaced Roofing, weight per square 35 lbs. Per square..... | 95c |
| 2A-308—Two-ply Rubber-surfaced Roofing, weight per square 45 lbs. Per square..... | \$1.25 |
| 2A-310—Three-ply Rubber-surfaced Roofing, weight per square 55 lbs. Per square..... | \$1.60 |

"ALADDIN" MINERAL SURFACED ROOFING

In this, our Mineral Surfaced Roofing, we offer one which is similar in every respect to the "Aladdin" Semi-Slate roofing that is, the body is long fiber wood felt, thoroughly saturated with pure Trinidad asphalt, a combination which in itself will guarantee to the mind of the average man that the roofing is all that we claim for it. The surface has a fine mineral coating which is firmly embedded into the body of the roofing under pressure, and will always remain the same. The roofing is as good as can be made for the money and we feel certain that, should you decide to purchase it, you will be completely satisfied.

We do not offer this in mill ends or short lengths, but in one-piece roll as a first-class roofing and one which will give satisfaction. We back up this agreement with a binding guarantee which will convince you that the roofing is all that we claim for it. We guarantee the one-ply for five years, the two-ply for 10 years, and the three-ply for 15 years, and when we make this guarantee we know that the roofing, if applied according to our instructions, will last a great many years longer. Put up in rolls containing 108 square feet.

| | |
|--|---------------|
| 2A-312—1-ply "Aladdin" Mineral Surfaced Roofing, weight per square 35 lbs. Price per square..... | \$1.00 |
| 2A-314—2-ply "Aladdin" Mineral-Surfaced Roofing, weight per square 45 lbs. Price per square..... | \$1.30 |
| 2A-316—3-ply "Aladdin" Mineral-Surfaced Roofing, weight per square 55 lbs. Price per square..... | \$1.70 |

ALADDIN

ALADDIN *Quality*

Corrugated and FORMED Roofings and Siding



\$ **2.05**
PER
SQUARE



"Aladdin" METAL SHINGLES

In our "Aladdin" Metal Shingle we offer an absolute fire proof metal roof, in such a form as to make it desirable for use on any building no matter how beautiful or expensive. We stress for this all of the long life features of corrugated (inverted) roofing, with the added feature of being in such a shape as to make it a shingle roof for a residence or public building of any kind. You will note from the cut that this roof is pressed to give it the appearance of a tile roof. The shingles are long and wide and when fitted together are absolutely water tight.

When the shingles are applied, they may be painted in any desired color, preferably bright green or red and when a roof is applied and finished in this way it would take an expert to tell it from a tile roof. It has all of the long life and beautiful appearance of a tile roof with the additional feature that the weight is such that it does not necessitate the use of extra heavy rafters and roof boards.



\$3.70 PER SQUARE

We feel certain that if there was a roof of this material in your neighborhood that you could see, you would not hesitate in buying one "Aladdin" Metal Shingles.

We furnish this roofing in painted and galvanized, pressed iron shape shown in cut and painted with one coat of red. An additional coat of paint will be required after the shingles are applied. With the galvanized shingles, we recommend that they be applied and left exposed to the weather for about ten days

before being painted. We in this way give you both beauty and durability. And that it is easier to apply than paint and make it stay.

"Aladdin" Metal Shingles are fireproof, weather proof, lightning proof and maintenance free for the majority of your home and are very little more expensive than ordinary wood shingles. They are stamped direct from factory in Central Ohio. Weight 100 lbs. to square.

No. 2A-354—"Aladdin" Painted Metal Shingles, per sq. \$3.70

No. 2B-356—"Aladdin" Galvanized Metal Shingles, per sq. \$3.70

METAL ROOFING AND SIDING

THE STRONGEST AND MOST SERVICEABLE ROOF COVERING

For economy and durability, there is nothing to compare with metal as a roof covering, siding or ceiling material. There are a great many features of metal covering which prove its superiority over other forms of roofing. Chief among these are its wearing qualities, economy in laying, economy in price and its fire and lightning proof qualities.

WEARING QUALITIES. Metal roof covering has been in use for over a century, and during that time has proved definitely that it will wear longer than any form of roofing. Nearly all large factories are roofed with metal.

ECONOMY IN LAYING. It does not require an experienced man, as any ordinary mechanic can lay from 10 to 14 squares in a day. No tools are required excepting a hammer.

ECONOMY IN PRICE. A metal roof can be laid with less roof boards than any other roof, and the original cost is less than good shingles and but slightly more than prepared roofing, which will not last half as long.

FIRE AND LIGHTNING PROOF. Many fires originate each year from shingled roofs. A building covered with a metal roof has never been known to have been damaged by lightning.

\$2.15 PER SQUARE CORRUGATED ROOFING

Corrugated roofing is absolutely the strongest and most serviceable form of metal roofing to buy, as every corrugation serves to strengthen the sheet and air space thus formed underneath the roof when laid, serves to lengthen the life of the roof. We furnish the corrugated roofing in two kinds. The painted which is plain sheets with two coats of red roof paint, and the galvanized or Rust Proof. We always recommend the use of Galvanized Roofing where a permanent roofing is required, as properly laid, it will last for 50 years; these figures being based on 28 Gauge roofing and not the light weight roofing sold so generally of late years.

We furnish either of these forms of roofing with 1 1/4 inch or 2 1/2 inch corrugations as per prices quoted below.

All prices quoted are per square of 109 Square feet, furnished in lengths of 5-6-7-8-9-10 and 12 ft.

No. 2A-400—28-gauge, 2 1/2-inch Corrugated Painted **\$2.15**

Roofing, weight per sq., 63 lbs.; price, per sq.

No. 2A-402—28-gauge, 1 1/4-inch Corrugated Painted Roofing, weight per sq., 68 lbs.; price, per sq. **\$2.25**

No. 2A-404—28-gauge, 2 1/2-inch Corrugated Galvanized Roofing, weight per sq., 80 lbs.; price per sq. **4.50**

No. 2A-406—28-gauge, 1 1/4-inch Corrugated Galvanized Roofing, weight per sq., 82 lbs.; price, per sq. **4.80**

FOR 26 GAUGE ADD 25 CENTS PER SQUARE TO ABOVE PRICES.

**V CRIMPED ROOFING \$2.45 PER SQUARE**

In many localities this V Crimped roofing is the more popular form of metal covering and when put on in the regular way,

has a perfectly tight joint and is all in a very satisfactory form of roofing. The same grade of iron is used in this as in our corrugated roofing, furnished with either two or three V Crimps.

No. 2A-408—28 Gauge, V Crimped painted roofing, weight per square 60 lbs., **\$2.45**

Price per square

No. 2A-410—28 Gauge, V Crimped Galvanized Roofing, weight per square 80 lbs., Price per square..... **\$4.80**

Price per square

METAL SHINGLES IN SHEETS

In this era we show our Cluster Shingles which are used largely as a fire proof covering for a residence or garage. They are made to represent a tile roof. The joints between sheets being V Crimped, making a water tight joint. When laid, the sheets cover 24 inches in width, furnished in all lengths, either painted or galvanized.



No. 2A-412—28 Gauge, Painted Metal Shingles, weight per square 60 lbs., **\$2.50**

Price per square

No. 2A-414—28 Gauge, Galvanized Metal Shingles, weight per square 80 lbs., Price per square..... **\$4.30**

Price per square

PRESSED BRICK SIDING

Best 28 Gauge Annealed iron. An excellent imitation of brick. Each sheet is 28x60 inches. Requires 2 and 3/8 sheets to make a square. Each brick measures 2 4/8x5 1/2 inches. Weight per square, painted, 62 lbs. Galvanized 72 lbs. Painted siding is not and should have an additional coat when it has been put on. Galvanized requires no paint.

No. 2A-416—Painted Pressed Brick Siding, per square..... **\$2.30**

No. 2A-418—Galvanized Pressed Brick siding, per square..... **\$4.30**

Price per square

ROCK FACED BRICK SIDING

Made of the same material and in the same size sheets as our Pressed Brick siding. In place however, of representing plain brick, this represents Rock faced brick. It is used largely for covering out-buildings and as a foundation covering in houses. The painted weighs 62 lbs. to the square, galvanized 72 lbs.

No. 2A-420—Painted Rock faced Brick siding, per square..... **\$2.40**

No. 2A-422—Galvanized Rock faced Brick siding, per square..... **\$4.30**

Price per square

ROCK FACED STONE SIDING

Made of the same material and in the same size sheets as our Plain and Rock faced Brick siding. The difference however, being that it represents Rock faced stone instead of brick, and as a covering for a garage or out-building, cannot be equalled. Painted weighs 63 lbs. per square, galvanized 73 lbs.

No. 2A-424—Painted Rock faced Stone siding, per square..... **\$2.45**

No. 2A-426—Galvanized Rock faced Stone siding, per square..... **\$4.90**


Price per square

ORNAMENTAL METAL CEILINGS

USUAL PRICE \$6.00 Per Square

OUR PRICE

\$3.75
Per Square



Ceiling Design 7640

ORNAMENTAL METAL CEILING has become very popular during the past few years for many reasons. They are easy to apply, will last a life time, are fire and dust proof, do away with the expense of repair and eliminate the danger of falling plaster. A metal ceiling is easily applied and does not require the services of an experienced mechanic.

For the design shown above and similar designs, it is necessary to use furring strips. Furring strips are nailed directly to the ceiling joists, leveled up, that is, squared out where necessary to make it perfectly level, and as each sheet of our metal ceiling has a beaded edge, it is impossible for any one to go wrong, in applying it.

We show here only one design, but upon request, will send large cuts of many other designs from which to make your choice. If you will send us a diagram of the rooms on which you wish to use this ceiling, and

give us exact dimensions, showing all off-sets, we will quote you delivered prices on sufficient material to cover the room. We give the prices below on ornamental metal ceiling for the different sized rooms. You will note that the price on the ceiling decreases for the larger rooms.

These prices do not include furring strips. These should be 1/2 by 1 1/2 inches. These may be purchased at your local lumber yard or we will furnish them at an additional cost of 60 cents per one hundred feet. It requires about one hundred feet of furring for each square of ceiling.

| | |
|---------------------------------|----------------|
| No. 2A-450—For a room 10x10 ft. | \$7.60 |
| Net Price | |
| No. 2A-452—For a room 14x20 ft. | \$12.10 |
| Net Price | |
| No. 2A-454—For a room 18x40 ft. | \$28.10 |
| Net Price | |

\$2.40 Per Square Ornamental Metal Ceiling



Ceiling Design 2202

A CONTINUOUS PATTERN Ornamental Ceiling which has all the features of our high-priced ceiling with the added advantage of being much lower in price. With this ceiling it is not necessary to use furring strips as it may be applied directly onto the joists or put on over an old plaster ceiling. It is however, preferable to use furring strips with any metal ceiling.

This pattern is also used extensively as a side wall. We can furnish a wainscoting and chair rail to go with these, thus giving a perfect siding. The sheets are 24 inches wide and 66 inches long, have a beaded joint and make a very neat appearance when applied. It is painted with one coat of gray. All that is needed is a finish coat of any desired color, this to be put on after the ceiling is applied.

The prices quoted are per 100 square feet and do not include furring strips, nails or border strips. In sending orders for this design, it is not necessary to send sketch, merely give size of the room or number of squares required.

No. 2A-456—Ceiling Design, No. 2202, **\$2.40**
per square

4c Per Foot BORDER STRIPS



Border No. 2280

These **Border Strips** may be used with Ceiling Design No. 2202 but it is not essential, although it helps to give a finished appearance to the room by breaking the joint between the ceiling and side walls. It is of the Egg and Dart design and makes a very neat appearance. It extends 2 1/2 inches up to the ceiling and 4 inches down on the side walls. Furnished in any desired quantity.

No. 2A-458—Border No. 2280 **4c**
per lineal foot

Get our Catalog of "Aladdin" Houses and Bungalows.

Many new and attractive designs. It's Free.

GALVANIZED EAVE TROUGHS AND FITTINGS

GALVANIZED EAVE TROUGH SLIP JOINT



Slip Joint Eave Troughs can be put together without soldering. Made of the best grade of Galvanized Iron and has a slip joint in one end of each 10 ft. length. We have the end with lengths. State whether right or left hand is required.

| | |
|--------------------------|-------------------|
| 2A-506—Right Hand. | 2A-507—Left Hand. |
| Size—Inches | 3½ 4 5 6 |
| Weight, Per length, lbs. | 4½ 5 6 7 |
| Price, per 10-ft. length | 46c 45c 52c |

CORRUGATED CONDUCTOR PIPES (Galvanized)



Corrugated in general known as Brown Fall of water. Made of standard gauge Galvanized Iron. Use 2 inch with 3½, or 4 inch over trough, 2 inch for 5 inch trough and 3 inch for 6 inch trough.

| | |
|-----------------------------|-------------|
| 2A-504 Size—Inches | 2 3 4 |
| Weight, 10-ft. length, lbs. | 6 7½ 10 |
| Price, per 10-ft. length | 38c 47c 57c |

DROP OUTLETS



A drop outlet is a piece of eave trough about 6 inches long, with an outlet soldered into one end. End Caps not included with drop outlets.

No. 2A-506—Drop outlet only.

| | |
|-------------------------------|-----|
| ¾ in. with 2 in. drop outlet | 11c |
| 1 in. with 2 in. drop outlet | 12c |
| 1½ in. with 2 in. drop outlet | 14c |
| 2 in. with 2 in. drop outlet | 15c |
| 2A-508—End caps only. | |
| Size, 2½ inches, each | 6c |
| Size, 4 inches, each | 7c |
| Size, 5 inches, each | 9c |
| Size, 6 inches, each | 10c |

EAVE TROUGH CORNERS



Always state whether the corner is to have inside or outside bend, and whether right or left hand. Made of the best standard gauge Galvanized Iron.

| | |
|---------------------|----------------------|
| 2A-510—Inside bend. | 2A-512—Outside bend. |
| Size, inches | 3½ 4 5 6 |
| Each | 12c 13c 14c 15c |

GALVANIZED ELBOWS



No. 1 No. 2 No. 3
Made of Galvanized Iron. When ordering, state whether angle No. 1, 2 or 3 is wanted.

| | |
|--------------|-------------|
| 2A-518 | 2 3 4 |
| Size, inches | 2 3 4 |
| Price, each | 17c 14c 28c |

WIRE EAVE TROUGH HANGERS



Made of heavy Galvanized Wire, strong and durable. Weight, about 2 lbs. to the dozen.

| | |
|-----------------|-----------------|
| 2A-514 | 4 5 6 |
| Size, inches | 3½ 4 5 6 |
| Price, per doz. | 14c 15c 17c 18c |

RAIN WATER CUT-OFF

For corrugated conductor pipe. Fitted with safety spring so that you can turn the water from one pipe to the other.



| | | |
|--------------|---------|------|
| 2A-520 | Weight | Each |
| Size, inches | 8 oz. | 26c |
| 3 in. | 12 oz. | 25c |
| 4 in. | 1½ lbs. | 28c |

GALVANIZED RIDGE ROLL



Galvanized Waterproof Cap for ridge of roof. Can be used with any metal or wood roof. Finished in 10 ft. lengths only.

| | | | |
|--------|------|--------|-------------------|
| 2A-522 | Apex | 4 in. | Per 10 ft. Length |
| 1½ in. | 10. | 8 in. | 32c |
| 2 in. | 10. | 10 in. | 40c |
| 2½ in. | 10. | 14 in. | 52c |

GALVANIZED ROOF CRESTING



Galvanized Roof Cresting. The apex is single thickness, 28 gauge Galvanized Iron. The cresting is double thickness. Sold in 5 and 10 ft. lengths.

| | | |
|-----------------|----------|-----|
| 2A-524—8 inch. | per foot | 8c |
| 2A-525—10 inch. | per foot | 11c |

CORRUGATED RIDGE ROLL (Galvanized)



Made in 6 ft. every Corrugated roofing, sold in 10 ft. lengths only.

| | |
|-----------------------------------|-----------------------------------|
| 2A-528—For 1½ Corrugated Roofing. | 2A-529—For 2½ Corrugated Roofing. |
| 2 inch roll, 12-inch girth. | 2 inch roll, 12-inch girth. |
| per length | 6c |



PAINTED VALLEY TIN

Made of 1 C. Double 1 1/2 painted on one side. In a continuous roll. 1 1/2 inch joints locked and soldered.

| | | | |
|--------|---------|----------|-----|
| 2A-536 | Per | | |
| Width | Weight | Per Roll | Pr. |
| 14 in. | 30 lbs. | \$1.90 | 7c |
| 20 in. | 40 lbs. | 2.50 | 8c |
| 28 in. | 60 lbs. | 3.95 | 9c |

BLOCK FINIALS

Used in connection with ridge roll or cresting. Height 3 1/2 in.

| | |
|--------|-------------|
| 2A-542 | Price, Each |
| | 25c |

TIN SHINGLES



Made of 1 C. R. or B. B. G. Tin.

| | | |
|--------|----------|---------|
| 2A-532 | 5x7 in. | Each 1c |
| | Per 100. | \$1.10 |
| 2A-534 | 7x10 in. | Each 2c |
| | Per 100. | \$1.83 |

GALVANIZED VALLEY

Made of 28-gauge Galvanized Iron. Sold in full rolls of 25 ft. or 50 ft. only.

| | | |
|-----------------------------|-------------------|--------|
| 2A-538—25-ft. Roll, weight, | 20 lbs., per roll | \$1.30 |
| 2A-540—50-ft. Roll, weight, | 40 lbs., per roll | 2.55 |

HIP SHINGLES

More durable than tin shingles. More ornamental than wood.

| | |
|----------------------------|--------|
| 2A-544—Painted, per 100 | \$1.10 |
| 2A-546—Galvanized, per 100 | 1.60 |

ALADDIN

"ALADDIN" PLASTER BOARD

\$1.80 PER SQUARE


NOT A SUBSTITUTE FOR PLASTER BUT AN IMPROVED PRACTICAL FORM IN WHICH TO USE PLASTER.

We do not claim that our "Aladdin" plaster board is a substitute for plaster. We claim much more, however. We claim that it is a practical, improved form in which to use plaster. The construction is as shown in the cut at the lower left hand corner; that is four layers of heavy felt paper and three layers of hard white plaster. We claim for this construction many advantages over old time-honored plaster. It is as near fire proof as plaster can be made. It is sound proof and is 30 per cent warmer than ordinary plaster. Can be put on in any kind of weather and the big feature is the economy in applying.

FIRE PROOF—By actual test "Aladdin" plaster board has withstood 1700 degrees of heat, applied to the center of a sheet of the board. The peculiar construction, that is the pressure under which the board is placed in the making, drives the plaster into the fiber of the paper, thus making it a part of the plaster and at the same time, giving it its fire resisting qualities.

SOUND PROOF. To ordinary plaster, which is considered a non-conductor of sound, we add four layers of heavy felt paper, which in itself is also a non-conductor of sound. (Heavy felt paper being used all over the world as deadening felt.) Thus in the combination of these two non-conductors of sound, we claim to have a sound proof plaster board.

WARMER. In building a home, you naturally in thinking of something to make it warm, use a layer of paper on your boxes, which is correct. With our "Aladdin" plaster board we give you four layers of paper around each room. By actual test a house lined with "Aladdin" plaster board requires 18 per cent less fuel than the same house in which lath and plaster have been used. We have letters from satisfied customers in nearly every state, who have used our plaster board, all of whom seem to be more than pleased, and we can, therefore, say that it gives universal satisfaction. Being a non-conductor of heat, we claim that our plaster board will keep your house warmer in winter and cooler in summer than any other form of plaster.



Showing method of applying "Aladdin" Plaster Board

EASY TO APPLY. The greatest feature of this plaster board is the ease in which it can be applied. The sheets are 32x36 inches. Can be used on **studding placed 16 or 18 inches apart** and is nailed directly to the studding. For nailing, use 1 1/2 inch nails with large heads. Space the sheets of plaster board 1/2-inch apart and space the nails from 4 to 6 inches apart. Use a common hand saw to cut the sheets where necessary.

AFTER YOU HAVE COVERED the room with the board in this way, use our **plaster-filler** for filling in the space between the sheets of plaster board. **Or better still,** put a putty coat or hard plaster finish directly on the plaster board. In either case you can paint, kalsomine or use wall paper on the walls. We show at the bottom of the page, a room in one of our "Aladdin" houses finished with wall paper over "Aladdin" plaster board.

No. 2A-530—"Aladdin" Wall Board, \$1.80 per 100 square ft.

No. 2A-532—Plaster-Filler (use 10 lbs. for ordinary room), per lb. 30.02



Showing a sample of "Aladdin" Plaster Board



Showing a room in which our "Aladdin" Plaster Board was used and covered with ordinary wall paper

ALADDIN PAINT PRODUCTS

All Aladdin Paint Products are sold with the full assurance that they will give complete satisfaction, both as to durability and finish.

Our prices are the lowest at which really dependable products can be made and sold, and are a result of our policy to ship direct from factory to user.

You are saved the higher costs necessitated by the countless expenses, incurred by traveling salesmen, jobbers, cartage, insurance, rent, clerk hire, etc., that must of course be added to paint sold at local retail stores.

Although sold at exceptionally low prices, the quality of Aladdin Paint Products is always the first consideration and under no circumstances is it ever cheapened to permit a lower price.

GUARANTEE OF DURABILITY AND SATISFACTION

We guarantee Aladdin Ready Mixed House Paint to be composed of the highest grade ingredients; to be perfect preservative; contains nothing injurious; will cover 200 to 250 square feet of surface, two coats in each gallon and will not peel, blister, chalk or rub off when used according to our directions on the label.

We agree to furnish new paint free should our paint fail to come up to this guarantee.

NORTH AMERICAN CONSTRUCTION CO.

ALADDIN Ready Mixed House Paint

A COMBINATION PAINT OF TESTED WEARING QUALITIES

A house paint of exceptional purity and lasting qualities. For real durability, spreading capacity, lustre, ease of brushing and fastness of color, we can truly state Aladdin House Paint to be unexcelled by any other coating.

The base is pure Sublimed Lead and Zinc

Oxide ground in Linseed Oil, to which is added the necessary tinting and extending pigments.

Every ingredient is carefully weighed and calculated so that each and every gallon is uniform in both color and consistency.

The formulas of the various colors of this paint have all been given protraced weather exposure tests, so when we guarantee its wearing qualities, we do so with a definite knowledge that it will give the service demanded of a high grade house coating.

The excellent covering capacity combined with the moderate prices, make Aladdin House Paint one of the best paint values on the market.

A color card showing the twenty-four desirable shades of this paint will be sent upon request.



AMOUNT OF PAINT REQUIRED

To determine the required quantity of paint, measure the length, width and height of the building. Add together the total number of linear feet of the two sides and two ends. This will give you the total length of the surface. Then multiply this by the height of the building in feet, which will give the number of square feet to be painted. Divide total by 200 and you will then know the approximate amount of gallons required for two-coat work.

EXAMPLE

Front $27\frac{1}{2}$ lin. feet
One side 20 " "
Rear $27\frac{1}{2}$ " "
Other side 20 " "

Total 105 " "
Multiply by height 20

2097/2100 (7 gal.)

| | 30-gal. Barrels per gallon | 25-gal. Barrels per gallon | 5-gal. Kits per gallon | 1-gal. Cans each | 1/2-gal. Cans each | Quart Cans each |
|----------------|------------------------------|------------------------------|------------------------------|------------------------------|------------------------------|---------------------------|
| Regular Colors | No. 2B-2000 \$1.79 | No. 2B-2002 \$1.82 | No. 2B-2004 \$1.86 | No. 2B-2006 \$1.93 | No. 2B-2008 \$1.03 | No. 2B-2010 57c |
| Shades | No. 2B-2012 \$2.67 | No. 2B-2014 \$2.72 | No. 2B-2016 \$2.78 | No. 2B-2018 \$3.00 | No. 2B-2020 \$1.57 | No. 2B-2022 83c |

A-256, A-774 & A-775

North American Construction Company, Bay City, Michigan.

179

HY-VALU READY MIXED HOUSE PAINT

A Medium Quality Paint Sold at Exceptionally Moderate Prices

A ready mixed paint of excellent value for the prices quoted. Composed of pure Sublimed Lead, pure Zinc Oxide and in addition such other pigments as are required for the production of the Outside White, Inside White, and the various other colors that comprise this line.

For many purposes, particularly inside work, we recommend it quite as fully as we would our "Aladdin" grade. It possesses a good luster, spreads freely, covers well and is durable. It is guaranteed by the manufacturer to give full satisfaction as to its lasting qualities, and for those who feel that they can not afford "Aladdin" House Paint, we suggest this grade as a lower priced product.

Bear in mind that most paints sold at these prices are highly adulterated to such an extent that they are rarely ever backed by a real durability guarantee such as covers this paint.

Send for sample card of colors.



| | 50-Gallon Barrels per gallon | 25-Gallon Barrels per gallon | 5-Gallon Kits per gallon | 1-Gallon Cans each | 1/2-Gallon Cans each | Quart Cans each |
|--|------------------------------|------------------------------|--------------------------|-----------------------|-----------------------|--------------------|
| Regular Colors... | No. 2B-2621 \$1.15 | No. 2B-2626 \$1.18 | No. 2B-2628 \$1.23 | No. 2B-2630 \$1.30 | No. 2B-2637 72c | No. 2B-2634 41c |
| Special Shades, A-429, A-431 and A-438 | No. 2B-2636 \$1.85 | No. 2B-2638 \$1.90 | No. 2B-2640 \$1.97 | No. 2B-2642 \$2.15 | No. 2B-2644 \$1.14 | No. 2B-2676 61c |

ALADDIN MINERAL BARN PAINT

A Thoroughly Dependable Paint for All Farm Buildings

Aladdin Mineral Barn Paint is made in two mineral colors that are noted for their permanency and durability. The basis of this paint is an Iron Oxide, over 25% pure iron, and Linseed Oil—a combination that cannot be equalled for real durability. We guarantee that neither of these colors will fade, peel, chalk or blister when applied according to our directions.

A barn, more than any other building on the farm, should be kept well painted, because it is large and prominent. Your neighbors and others all see it. A well painted barn is a sure sign of thrift and prosperity. Farmers judge each other by these appearances.



OUR GUARANTEE

Aladdin Mineral Barn Paint will make your barn look good and keep it so for a long, long time. So thoroughly are we persuaded that this paint cannot fail to meet the most exacting requirements, so sure are we that its use will make every purchaser its ardent advocate, that we unhesitatingly back it by what we believe to be the broadest guarantee ever put upon a barn paint.

Made in two mineral colors—Bright Red and Brown.
One gallon will cover 300 square feet of surface, two coats.

| No. 2B-2618 50-Gallon Barrels each | No. 2B-2630 25-Gallon Barrels each | No. 2B-2652 5-Gallon Kits each | No. 2B-2651 1-Gallon Cans each |
|---------------------------------------|---------------------------------------|-----------------------------------|-----------------------------------|
| \$33.60 | \$17.90 | \$3.95 | 86c |

ALADDIN CREOSOTE WOOD PRESERVER

For the Protection of Foundation Timber Work from Decay

If you are going to lay any foundations for buildings, silos, and similar structures, or erect fence posts, or in fact, place any timber under or near the ground, be sure to give them a treatment with this preservative.

It will save you a good deal of money and inconvenience in years to come. Remember that rebuilding costs are always high. All timber work is sure to decay when exposed to moist earth, and is also attacked by the teredo and other boring insects. The preservative is made with a Creosote base which for many years has been used to prevent the tremendous loss entailed by rot and insects.

Aladdin Creosote Wood Preservative is a penetrating liquid which may be applied by either brushing, dipping, or the vacuum process, which is employed in large operations.

It is recommended for wooden fence posts, poles, sills, joists, wooden crossings and steps, trestle-work, bridges, railroad ties, water tanks, silos, wharves and docks, ships, barges, dams, plank walls, windmills, water towers and all other timber work exposed to moisture and insects.



| No. 2B-2636 50-Gallon Barrels each | No. 2B-2637 25-Gallon 1/2-Barrels each | No. 2B-2638 5-Gallon Kits each | No. 2B-2639 1-Gallon Cans each |
|---------------------------------------|---|-----------------------------------|-----------------------------------|
| \$18.00 | \$10.00 | \$2.30 | 63c |

ALADDIN HYGIENIC FLAT WALL FINISH

A Washable Wall Coating with a Soft Tone Finish

The new wall finish. No more wall paper that splits, cracks, comes loose from the wall, fades, gets out-of-date and acts as an incubator for untold millions of disease germs.

No trouble to apply and never wears out, never rubs off on the clothes, as does whitewash and cold water paints. When you wish to clean your walls simply wipe them off with a sponge, soap and water, and they are as fresh and neat as when new, as it is strictly an oil finish.

It is non-pollutious, and produces a soft, velvety finish that is restful to the eyes and nerves.

By the addition of one-eighth part of Boiled Linseed Oil a semi-gloss finish can be produced. It comes ready for use and a handsome sanitary finish can be had by following the explicit directions printed on the labels. It may be used on burlap, canvas or fibre board as well as ordinary wall and ceiling surfaces.

One gallon will cover about 400 square feet of surface, one coat.

Made in the following colors:

| | | | |
|------------|---------------|-------------|-------------|
| Sky Blue | Cream | Sea Green | Maish Brown |
| Pink | Marmos | Olive Green | White |
| Pearl Gray | Canary Yellow | Tan Brown | Deft Blue |
| | | | Gray |

Send for sample card of colors.

| | | | |
|--------------------------------------|--------------------------------------|--|-----------------------------------|
| No. 2B-3654 2-Gallon Cans each | No. 2B-3658 1-Gallon Cans each | No. 2B-3657 1/2-Gallon Cans each | No. 2B-3661 Quart Cans each |
| \$5.22 | \$1.86 | \$1.00 | 57c |

ALADDIN
Interior Enamel

A MODERATELY PRICED HOME BEAUTIFIER


A high grade enamel made in several delicate and highly lustrous colors. It is particularly made to meet the "easy to apply" requirements of the novice, and flows easily under the brush, producing the same results as though the services of an expert were employed.

Steam, moisture and gases have no harmful effect upon it and the enamel may be repeatedly washed without impairing its lustre.

Use it on beds, dressers, tables and all kinds of furniture.

One quart will cover approximately 60 square feet of surface, one coat.

Send for sample card of colors.



| | | |
|-------------------------|---------------------------|----------------------|
| No. 2B-3666 1 Gallon | No. 2B-3668 1/2 Gallon | No. 2B-3670 Quart |
| \$2.50 | \$1.29 | 66c |

ALADDIN
Architectural White

A HIGH GRADE WHITE INTERIOR ENAMEL

A pure white enamel of extra quality, for the better class of architectural finishing.

An exceptionally high grade enamel made in White only, for the better class of architectural work that demands the very best of finishes. Prepared of the choicest of materials with the idea of securing the best working, flowing and drying qualities, extreme whiteness and full lustre. It can be used indoors or outdoors and rubbed to a dull finish or a high polish if desired.

All new surfaces should first be coated with Aladdin Flat White Undercoating.

One quart will cover 60 square feet or surface, one coat.



| | | |
|-------------------------|---------------------------|----------------------|
| No. 2B-2672 1 gallon | No. 2B-2674 1/2 Gallon | No. 2B-2676 Quart |
| \$3.60 | \$1.85 | 95c |

ALADDIN-LAC A COMBINATION OF STAIN AND VARNISH

Aladdin-Lac is made in several handsome wood effects and dries with a varnish finish. Old, dingy, scratched and warped furniture can be made to appear as attractive as when new. Bleaches, scratches, and other imperfections are easily hidden and a use of it should always be kept in the home for touching up furniture that may be injured from time to time.

This stain is not affected by either hot or cold water, and may be repeatedly washed with soap and water without in any way harming the quality of the finish. The colors are all permanent and a lasting finish is certain because of this fact.

In addition to the stain effects it is also made in White, Flat Black and Ground color. Ground color is used as an undercoat when dark surfaces are to be finished over in lighter effects.

Made in the following colors: Mahogany, Light Oak, Cherry, Flat Black, Dark Oak, Rosewood, Walnut, White, Green Malachite, Ground.

One quart will cover approximately 60 square feet of surface, one coat.

Send for sample card of colors.



| | | | |
|--------------------------------------|--------------------------------------|-----------------------------------|----------------------------------|
| No. 2B-2678 2-Gallon Bins each | No. 2B-2686 1-Gallon Cans each | No. 2B-2682 Quart Cans each | No. 2B-2684 Pint Cans each |
| \$7.72 | \$1.75 | 56c | 33c |

ALADDIN LINSEED-ASPHALT ROOF PAINT

A Protective Coating for Felt, Composition and Metal Roofs

**A DAMP-PROOFING FOR FOUNDATION WORK
STOPS LEAKS IN CISTERNS, TANKS AND VATS
RUST PROOFS UNDER-GROUND METAL WORK**

A coating composed of Trinidad, Utah and California Asphalts, all of which are blended in such proportions as to produce the greatest elasticity and toughness.

The remarkable wearing qualities of this paint make certain its durability under the severest of weather conditions. Conditions under which an ordinary coating would be useless. It is water-proof, alkali-proof, acid-proof and heat-proof. It is absolutely unaffected by any chemical or atmospheric influence.

PRICES

| | |
|--|---|
| No. 1B-2734 50-Gallon Barrel \$18.00 | No. 2B-2736 25-Gallon Barrel \$9.50 |
| No. 2B-2738 5-Gallon Kit \$2.95 | No. 2B-2760 1-Gallon Can 52c |

It is adaptable to all kinds of roofs. Leaks or holes in roofs should be painted with this coating, then covered with a piece of material that has been dipped in it. For serious leaks see our Plasti-Kote.

It also makes a splendid damp-proof coating for cement or brick work.

Guaranteed to be absolutely free from any kind of coal tar or tar of any description.



PLASTI-KOTE A PLASTIC ROOFING FABRIC

*For making a Lasting, Inexpensive Roof
in One Continuous Surface over Sheathing
Boards, Metal, Felt and Concrete*

Plasti-Kote is a paste-like compound that is spread in one solid, continuous, unbroken sheet, like a layer of plaster, without a single lap, seam, nail or joint in the entire roof. It may be used for either preparing new roofs over wooden sheathing and concrete, or for resurfacing over paper, felt, tin, iron or metal roofs.



The exceptional durability of Plasti-Kote is due largely to its containing over 50% long asbestos fibre. Asbestos practically resists all chemical influences, and is not affected by extremes of heat or cold. In making Plasti-Kote the asbestos fibre is thoroughly intermixed, interwoven and fabricated throughout with a mixture of asphaltum and

other hydrocarbon materials, all of which are acid-proof, alkali-proof, gas-proof, and water-proof. The resultant mixture is an elastic, pliable substance that never becomes hard enough to be brittle and crack or flake off. Climatic conditions, vibrations or expansions have absolutely no effect upon it.

Plasti-Kote is applied with a trowel the same as ordinary plaster. Any handy man can do the work by following the simple specifications that are furnished with every shipment.

Before applying in new roofs put on a priming coat of our Linseed-Asphalt Roof Paint.

25 to 35 pounds per 100 square feet is required for a covering 1/16 in. thick. The amount used varies according to condition of surface.

GUARANTEED TEN YEARS

| | | | | |
|--|--|--|--|--|
| No. 2B-2762 550-lb. Barrels \$27.50 | No. 2B-2764 300-lb. 1/2-Barrels \$18.00 | No. 2B-2766 100-lb. Kegs \$7.00 | No. 2B-2768 55-lb. Pails \$2.00 | No. 2B-2770 10-lb. Pails \$1.00 |
|--|--|--|--|--|

ALADDIN CARBON ROOF PAINT

**A LOW PRICED COATING
FOR ROOF AND IRON WORK**

This is a good, reliable, low priced roofing for



all kinds of roofs and all around work on iron, cement and wood surfaces. We recommend it especially for coating smoke-stacks, and also for foundation work. Unlike other roof paints, it is unaffected by the action of either acids, alkalis, heat or cold or moisture. It is elastic, has a good body and will be found far more durable than the usual roof paints sold at a low price.

If conditions are such that you cannot use our other roof coatings, then order this paint with the understanding that it must give perfect satisfaction and to be just as we say it is.

It comes ready for immediate use and all that is required is that it be applied in heavy coats.

| | |
|---|--|
| No. 2B-2774 50-Gallon Barrel \$10.50 | No. 2B-2776 25-Gallon 1/2 Barrel \$6.25 |
| No. 2B-2778 5-Gallon Kit \$1.65 | No. 2B-2780 1-Gallon Can 57c |

ALADDIN CREOSOTE SHINGLE STAIN

ADDS YEARS TO THE LIFE OF A SHINGLE ROOF

Aladdin Shingle Stain is a combination of pure strong colors, ground very fine in oil and thinned up with refined creosote and soda that seal, prevent the decay and deterioration of woods. They do not fade and will easily double the life of shingle roofs or siding.

It is poor economy to let a roof go to pieces when a small investment in shingle stain will save so many dollars a few years later. Every year shingles get higher in price and the cost of re-shingling a roof is now double what it was ten years ago—never before did a few gallons of shingle stain mean as many dollars saved in roof expense.

Shingle Stain is better than Paint for shingles as it does not clog the surface and leaves a clear, non-porous roof, all which the water will run quickly without striking in. The shingle should be dipped all over and the stain well stirred before drawing from original package, and while using. On shingles that are already fastened, the stain can be applied with a brush, like paint. Allow the water from several hair rinses to run to waste before letting it run into eavens. 2 1/2 gallons saturate 1,000 shingles at a dip in 100 square feet of roof, two coats, when used with a brush. Also for new clapboards and rough lumber siding to produce bungalow effects—cheaper, of course, than joint and very effective for staining cottages outside of bungalows, summer cottages, porches, handstands, temporary structures, fences, etc.



2 1/2 gallons saturate 1,000 shingles at a dip in 100 square feet of roof, two coats, when used with a brush. Also for new clapboards and rough lumber siding to produce bungalow effects—cheaper, of course, than joint and very effective for staining cottages outside of bungalows, summer cottages, porches, handstands, temporary structures, fences, etc.

Made in eight colors—send for shade card.

| | BROWN VENETIAN RED | LIGHT GREEN DARK GREEN | SLATE LIGHT TAN | DARK TAN MAROON |
|-----------------------|-----------------------|------------------------------|------------------------------|--------------------------|
| | | 50-Gallon Barrels each | 25-Gallon Barrels each | 5-Gallon Kits each |
| Greens | | No. 2B-2886 \$47.00 | No. 2B-2888 \$24.08 | No. 2B-2890 \$5.38 |
| All other colors..... | | No. 2B-2884 \$30.00 | No. 2B-2886 \$16.00 | No. 2B-2888 \$3.57 |
| | | | | 1-Gallon Cans each |
| | | | | No. 2B-2887 \$1.24 |
| | | | | No. 2B-2889 91c |

ALADDIN BUGGY & AUTO FINISH

EXCEPTIONAL QUALITY

Aladdin Buggy and Auto Paint is a very durable combination of essentially pure pigments and a kind of magic varnish. It is ready for use and if applied in accordance with directions will make a tip-top job of an automobile, buggy, carriage or wagon that needs refinishing.

No need to sand for a high priced expert—this finish is made for just such people as you who have a little time and rather enjoy touching up things and giving them a fresh, neat, new look that marks them at once as the property of the man who cares. A quart will usually finish a buggy; for a good sized automobile two quarts may sometimes be required. This finish is made to cover in one coat; on the raw wood it is necessary to use two coats. The durability is remarkable and the wear and tear, mud and water and general abuse that this finish will stand has been the wonder of many who have used it. Also suitable for lawn mowers, porch furniture, iron fences, etc.

Made in the following colors:

| | | |
|------------|-----------|--------|
| CARMINE | BROWN | BLUE |
| BLACK | GREEN | YELLOW |
| BATTLESHIP | WINE | GREEN |
| GRAY | VERMILION | |

Send for sample card of colors.

| | Quarts | Pints |
|-----------------------|---------------------------------|--------------------|
| Regular colors | No. 2B-2782 66c | No. 2B-2781 37c |
| Vermilion and Carmine | Out of stock on account of war. | |

ALADDIN WAGON & IMPL. PAINT

A FARM NECESSITY

It is a mistake to let wagons, plows, harrows, mowers, and other expensive farm tools go to pieces from rust and rot. A gallon of Aladdin Wagon Paint frequently will be enough to refinish most of the implements on a small farm and besides being good business policy from the viewpoint of preservation it gives a farm a clean, up-to-date, prosperous appearance that old rusty wagons and implements never can.

One half gallon for a wagon is usually more than sufficient and leaves enough over for several small implements. We guarantee this paint to produce a handsome finish of great durability.

Made in the following colors:

| | | | |
|-----------|------|--------|-------|
| VERMILION | BLUE | YELLOW | GREEN |
|-----------|------|--------|-------|

Send for sample card of colors.

| | Gallon Cans | 1/2-Gallon Cans | Quart Cans |
|----------------|---------------------------------|-----------------------|--------------------|
| Regular Colors | No. 2B-2710 \$2.04 | No. 2B-2712 \$1.14 | No. 2B-2714 62c |
| Vermilion | Out of stock on account of war. | | |



EXCEPTIONAL QUALITY AT MODERATE PRICES

An extensive line of high grade Varnishes and Japans, all of which are thoroughly aged and clarified and warranted to give full satisfaction, both in respect to lasting qualities and finish.

In the manufacture of these goods there have been used only such materials as are best suited for the particular purpose that each varnish is intended to fulfil.

One gallon of varnish is required for approximately each 600 square feet of hard wood and 400 square feet of soft wood.



No. 1 EXTERIOR SPAR

Made of selected gums and the maximum amount of zinc-lead and waterproof oils, to withstand the severe wear and tear, contraction and expansion of heat, cold, snow and rain, that an exterior varnish is subjected to. It contains no resin and will not turn white under water.

| No. | No. | No. | No. | No. |
|----------|----------|------------|---------|---------|
| 2B-2782 | 2B-2784 | 2B-2786 | 2B-2788 | 2B-2790 |
| 5-Gallon | 1-Gallon | 1/2-Gallon | Quart | Pint |
| \$8.50 | \$1.00 | \$1.07 | 50c | 66c |

NO. 2 EXTERIOR SPAR

A reliable varnish for all exposed surfaces, including doors, blinds, signs and store fronts. Its pale, plastic and waterproofing qualities recommend its application to all surfaces when protection from the elements is important.

| No. | No. | No. | No. | No. |
|----------|----------|------------|---------|---------|
| 2B-2792 | 2B-2794 | 2B-2796 | 2B-2798 | 2B-2800 |
| 5-Gallon | 1-Gallon | 1/2-Gallon | Quart | Pint |
| \$7.85 | \$1.07 | \$1.03 | 57c | 55c |

NO. 1 INTERIOR SPAR

This is an extremely pale, tough and elastic varnish for all around interior use, except floors. Especially fitted for use on fine woodwork, as it dries with a high gloss, that can be rubbed to either a dull lustre or high piano finish.

| No. | No. | No. | No. | No. |
|----------|----------|------------|---------|---------|
| 2B-2802 | 2B-2804 | 2B-2806 | 2B-2808 | 2B-2810 |
| 5-Gallon | 1-Gallon | 1/2-Gallon | Quart | Pint |
| \$8.22 | \$1.03 | \$1.07 | 55c | 54c |

DENAT'D ALCOHOL SHELLAC

This shellac is of best quality, cut in pure Denatured Alcohol, heavy in body and light in color. Its color produces no oil effect on wood, but not suitable for floors. Should be used for coating knits and sappy places.

ORANGE

| No. | No. | No. | No. | No. |
|----------|----------|------------|---------|---------|
| 2B-2812 | 2B-2814 | 2B-2816 | 2B-2818 | 2B-2820 |
| 5-Gallon | 1-Gallon | 1/2-Gallon | Quart | Pint |
| \$12.15 | \$2.61 | \$1.43 | 75c | 41c |

DENATURED ALCOHOL WHITE SHELLAC

Recommended for surfaces where no coloring is desired.

| No. | No. | No. | No. | No. |
|----------|----------|------------|---------|---------|
| 2B-2822 | 2B-2824 | 2B-2826 | 2B-2828 | 2B-2830 |
| 5-Gallon | 1-Gallon | 1/2-Gallon | Quart | Pint |
| \$12.87 | \$2.80 | \$1.50 | 80c | 46c |

DAMAR VARNISH

For making pale enamels, where the use of other varnishes would be excluded because of their darker colors. Made of imported Dativia Gato, has a good consistency and is well clarified.

| No. | No. | No. | No. | No. |
|----------|------------|---------|---------|---------|
| 2B-2838 | 2B-2842 | 2B-2846 | 2B-2850 | 2B-2854 |
| 1-Gallon | 1/2-Gallon | Quart | Quart | Pint |
| \$2.26 | \$1.33 | 67c | 67c | 40c |

CABINET RUBBING

A high grade finish for tables, chairs, desks and other furniture. Is pale in color, works freely and flows evenly. Dries with a high lasting lustre. If desired can be rubbed to a dull effect or to a high polish. Will not mar white or turn white when soaked in water.

| No. | No. | No. | No. |
|----------|------------|---------|---------|
| 2B-2848 | 2B-2850 | 2B-2852 | 2B-2854 |
| 1-Gallon | 1/2-Gallon | Quart | Pint |
| \$2.50 | \$1.80 | 92c | 50c |

RUBBING FURNITURE

A varnish of merit for furniture and interior woodwork. Sufficiently pale to work on all woods. Works freely and dries with a brilliant gloss. If desired, can be rubbed to either a dull finish or a high polish after four days.

| No. | No. | No. | No. |
|----------|------------|---------|---------|
| 2B-2856 | 2B-2858 | 2B-2860 | 2B-2862 |
| 1-Gallon | 1/2-Gallon | Quart | Pint |
| \$2.25 | \$1.18 | 60c | 36c |

EXTRA FURNITURE

Made for furniture and wood-work that is to be given a high gloss finish. Is pale in color and has good body.

| No. | No. | No. | No. |
|----------|------------|---------|---------|
| 2B-2864 | 2B-2866 | 2B-2868 | 2B-2870 |
| 1-Gallon | 1/2-Gallon | Quart | Pint |
| \$1.51 | 89c | 49c | 31c |

NO. 1 FURNITURE

A splendid varnish for renewing old and worn out furniture. Dries over night with a fine gloss. Adapted for general repair work.

| No. | No. | No. | No. |
|----------|------------|---------|---------|
| 2B-2872 | 2B-2874 | 2B-2876 | 2B-2878 |
| 1-Gallon | 1/2-Gallon | Quart | Pint |
| \$1.50 | 71c | 40c | 25c |

EX. LIGHT HARD OIL FINISH

An extremely pale, hard oil finish, made for finishing all kinds of interior woodwork. Preserves the natural grain and effect of the wood. Brushes freely and dries with a full high gloss in 24 hours.

| No. | No. | No. | No. |
|----------|----------|------------|---------|
| 2B-2882 | 2B-2884 | 2B-2886 | 2B-2888 |
| 5-Gallon | 1-Gallon | 1/2-Gallon | Quart |
| \$5.36 | \$1.27 | 74c | 41c |

NO. 1 HARD OIL FINISH

Well adapted for general use on inside woodwork. Pale, free brushing, lustrous and durable. Dries dust free in a few hours.

| No. | No. | No. | No. |
|----------|----------|------------|---------|
| 2B-2810 | 2B-2812 | 2B-2814 | 2B-2816 |
| 5-Gallon | 1-Gallon | 1/2-Gallon | Quart |
| \$1.30 | \$1.01 | 64c | 37c |

DULL FINISH

Produces a soft, dull finish, but requires no rubbing. Recommended for use in place of wax as it is more durable. Very suitable for application over stains to produce the popular mission effect. Two coats are required for new work and one coat when applied over a regular varnish surface. As a first coat varnish it fills the pores of the wood and is more durable than shellac. Easily applied.



| No. | No. | No. | No. |
|----------|------------|---------|---------|
| 2B-2888 | 2B-2890 | 2B-2892 | 2B-2894 |
| 1-Gallon | 1/2-Gallon | Quart | Pint |
| \$3.50 | \$1.80 | 92c | 50c |

EXTRA DURABLE COACH

An excellent varnish for finishing the body parts of Automobiles and Carriages. Made of the most select Copal gums and pale Coach oils. Dries with a full lustre, is light in color and has a good body. Brushes easily and flows freely. At least five days should be allowed for drying before polishing, as the varnish is made to dry slowly to produce elasticity.



| No. | No. | No. | No. |
|----------|------------|---------|---------|
| 2B-2892 | 2B-2891 | 2B-2890 | 2B-2888 |
| 1-Gallon | 1/2-Gallon | Quart | Pint |
| \$3.50 | \$1.80 | 92c | 50c |

WEARING BODY COACH

A high grade stock for refinishing Automobile and Carriage bodies, Yacht Cabins and other exposed surfaces where durability, combined with a high finish, is wanted. Has a pale color that permits its use over the most delicate colors. Very elastic and tough.

| No. | No. | No. | No. |
|----------|------------|---------|---------|
| 2B-2900 | 2B-2902 | 2B-2904 | 2B-2906 |
| 1-Gallon | 1/2-Gallon | Quart | Pint |
| \$2.50 | \$1.30 | 68c | 35c |

ONE COAT COACH

A pale, elastic and durable varnish for re-finishing old Carriage and Buggy bodies. Can be finished with the glass left, or rubbed to a high polish after sufficient drying.

| No. | No. | No. | No. |
|----------|------------|---------|---------|
| 2B-2908 | 2B-2910 | 2B-2912 | 2B-2914 |
| 1-Gallon | 1/2-Gallon | Quart | Pint |
| \$2.20 | \$1.22 | 66c | 40c |

DURABLE GEAR

No other parts of an Automobile or Carriage receive as much hard usage as the gears. A varnish for this purpose cannot be made too tough or elastic. Our Durable Gear Varnish is prepared especially for the better class of gear work and will give excellent service.

| No. | No. | No. | No. |
|----------|------------|---------|---------|
| 2B-2916 | 2B-2918 | 2B-2920 | 2B-2922 |
| 1-Gallon | 1/2-Gallon | Quart | Pint |
| \$3.25 | \$1.70 | 90c | 50c |

WAGON AND IMPLEMENT

For agricultural implements, wagons, etc. A good varnish for all around exterior use. Has a good body, a high lustre and pale in color. Very durable.

| No. | No. | No. | No. |
|----------|------------|---------|---------|
| 2B-2924 | 2B-2926 | 2B-2928 | 2B-2930 |
| 1-Gallon | 1/2-Gallon | Quart | Pint |
| \$1.75 | 93c | 50c | 27c |

EXTRA DURABLE FLOOR VARNISH

RESISTS ALL THE TEST OF A HIGH GRADE FLOOR FINISH

In this varnish are combined all the essential features that constitute a perfect floor finish—toughness—elasticity—hardness and high lustre. A varnish that is made to withstand the hard usage of being walked on and the daily scraping and moving of furniture.

Don't pay \$2.00 to \$4.00 a gallon for advertised varnishes that cannot in any way excel the fine wearing qualities of this finish—which is made of the best materials obtainable.

Use this varnish from first coat up and you will have a pleasing and durable result. Bear in mind that we guarantee it absolutely.

| No. 2B-2932 | No. 2B-2934 | No. 2B-2936 | No. 2B-2938 | No. 2B-2940 |
|-------------|-------------|-------------|-------------|-------------|
| 3 Gallons | 1-Gallon | 1/2-Gallon | Quart | Pint |
| \$12.00 | \$2.50 | \$1.30 | 68c | 37c |



JAPAN DRIER

A first class painter's Japan that can be used to all kinds of weather. A good binder, quick drier, and will not curdle paint.

| No. | No. | No. | No. |
|----------|------------|---------|---------|
| 2B-2942 | 2B-2944 | 2B-2946 | 2B-2948 |
| 1-Gallon | 1/2-Gallon | Quart | Pint |
| 97c | 60c | 34c | 24c |

WHITE JAPAN DRIER

A light colored drier for white and other light colored paints and finishes.

| No. | No. | No. | No. |
|----------|------------|---------|---------|
| 2B-2950 | 2B-2952 | 2B-2954 | 2B-2956 |
| 1-Gallon | 1/2-Gallon | Quart | Pint |
| \$1.37 | 80c | 46c | 29c |

GLOSS OIL

For stucco walls before applying Flat Wall Finish or Kalsomine. Good body and clear.

| No. | No. | No. | No. |
|----------|-------------|----------|----------|
| 2B-2958 | 2B-2960 | 2B-2962 | 2B-2964 |
| Barrels | 1/2-Barrels | 5-Gallon | 1-Gallon |
| Per gal. | Per gal. | Per gal. | Per gal. |
| 39c | 43c | 50c | 63c |

WEARING FLOOR

EXCELLENT VALUE

TOUGH, HARD, ELASTIC AND DURABLE

Will stand the water test.

Dries over night and can be walked on in 24 hours. Can be rubbed to a dull effect with pumice and water after five days' drying.

A dependable quality.



| No. | No. | No. | No. | No. |
|-----------|----------|------------|---------|---------|
| 2B-2966 | 2B-2968 | 2B-2970 | 2B-2972 | 2B-2974 |
| 5 Gallons | 1-Gallon | 1/2-Gallon | Quart | Pint |
| \$8.25 | \$1.75 | 93c | 50c | 31c |

ALADDIN INSIDE FLOOR PAINT

Will Make Your Floors Attractive and Easy to Clean

A paint that will stand the pressure and grinding of nailed heels—scrubbing with soap and water, the rolling of furniture or moving of chairs. It is made for this purpose and will face the music.

Unless you have tried it you have no idea how neat and attractive, how sanitary and cleanly, how inviting and homelike an old floor or closet can be made by simply painting it once, or better yet, two coats, with this floor paint.



Painting doubles the life of the wood, keeps it from warping and will prevent splinters on old soft woods. Try it in the kitchen—once every year or so—put a coat over the old kitchen floor, and especially if it is a soft wood floor, a bit greasy or dirty, and you will notice the difference. Put a small rug or oil cloth where you stand in front of the sink and before the stove and your floor will be bright, new and clean for months.

Made in following colors:

**LIGHT GRAY OLIVE LIGHT YELLOW VENETIAN
DARK GRAY TAN GREEN RED MAROON**

Send for sample card of colors.

One quart will cover approximately 75 square feet of surface.

No. 2B-2722
Gallon Cans
\$1.72

No. 2B-2724
½-Gallon Cans
93c

No. 2B-2726
Quart Cans
50c

ALADDIN PORCH FLOOR PAINT

FOR ALL EXTERIOR FLOORS

Do not make the mistake of putting House Paint on the floors or porches—it does not dry hard enough. Our Porch Floor Paint is made purposely to stand rain, snow and ice on partially or entirely exposed porch floors. This is perhaps the hardest use a paint can be put to and it must also stand walking on and the hard sponge of chairs, tables, etc., being mowed over it.

Usually a single gallon will cover, in two coats, with a smooth, high gloss, about 200 square feet. Few porches contain more than this area, and therefore, for the trifling cost of a gallon you can not only completely change the appearance of your porch, in fact the entire house, but so protect the exposed planks that they will wear a great deal longer without costly repairs.

Made in the same colors as our Inside Floor Paint. Send for sample card of colors.



No. 2B-2728
Gallon Cans
\$1.85

No. 2B-2730
½-Gallon Cans
\$1.00

No. 2B-2732
Quart Cans
54c

ALADDIN OIL WOOD STAINS

FOR BARE WOODWORK

These stains produce a handsome finish in natural wood effects. They will not raise the grain, thus overcoming a common fault of ordinary stains and saving the labor of sanding down the raised portions to produce a smooth surface. The stains should be applied to bare wood.



No. 2B-2746
Gallons
\$1.43

No. 2B-2748
Quarts
56c

No. 2B-2750
Pints
30c

No. 2B-2752
½-Pints
17c

ALADDIN SCREEN & PIPE ENAMEL

A HOUSEHOLD NECESSITY

Unexcelled for wire screens, stove pipes, registers, grates, water and gas pipes, furnaces, smoke stacks, garden tools, iron fences, brackets, coal scuttles, etc. Protect your stove pipes with a coat before you store them away in the damp cellar for the summer, and leave a handsome black, glossy finish that will not chip or burn off.



Screen doors and windows can be protected against rust by the application of this paint once a season. A quart can is usually sufficient for coating all the screens of the average American home.

No. 2B-2734
Gallons
\$1.35

No. 2B-2736
½-Gallons
74c

No. 2B-2738
Quarts
40c

No. 2B-2740
Pints
22c

ALADDIN FLOOR & POLISHING WAX

A POPULAR WOOD FINISH

For application over woodwork, furniture and hardwood floors—stained or varnished. Produces a rich lustre that can be kept in firm condition by polishing occasionally with a soft cloth.



No. 2B-2742
2-lb. Cans
\$1.57

No. 2B-2744
1-lb. Cans
34c

COLORS OF ALADDIN *GUARANTEED* PAINT PRODUCTS

INTERIOR ENAMEL ALADDIN READY MIXED HOUSE PAINT SHINGLE STAIN

| | | | | | | | |
|---|---|--|---|---|--|--|--|
|  PURING EGG BLUE |  ROSE PINK |  A-24-MEDIUM GRAY |  A-26-TERRA COTTA |  A-28-CEILING BLUE |  A-29-PEARL GRAY |  BROWN |  SLATE |
|  LIGHT YELLOW |  SILVER GRAY |  A-31-GOLDEN YELLOW |  A-33-PEA GREEN |  A-29-CANARY YELLOW |  A-24-SILK GREEN |  VENETIAN RED |  LIGHT TAN |
|  SEA GREEN |  BLACK |  A-30-BENGALOE BROWN |  A-26-LEAD |  A-28-DARK GREEN |  A-20-DARK TINT |  LIGHT GREEN |  DARK TAN |
|  VERMILION |  CARMINE |  A-32-MILD GREEN |  A-29-CREAM |  A-28-DARK GRAY |  A-27-VERMILION |  DARK GREEN |  MAROON |
|  WHITE |  IVORY WHITE |  A-27-BLUE |  A-26-MAROON |  A-27-SALMON |  A-20-STONE | SPECIAL SHADES MATCHED—NO EXTRA CHARGE | |
|  ROYAL BLUE |  WILLOW GREEN |  A-27-STRONG GREEN |  A-24-BLUE GRAY |  A-22-BROWN TINT |  A-28-VENETIAN | | |

ALADDIN-LAC

| | |
|---|--|
|  LIGHT OAK |  CHAMOIS |
|  DARK OAK |  MALACHITE GREEN |
|  CHERRY |  MAROON |
|  BOISWOOD |  WALNUT |

ALSO FLAT BLACK AND GLOSS WHITE

BARN PAINT

| | |
|---|--|
|  OXIDE RED |  BROWN |
|---|--|

FOR OTHER BARN COLORS USE HY-VALU PAINT

Also Outside White, Inside White and Black. A-220, A-272, A-273, Extra Priced.

HY-VALU READY MIXED HOUSE PAINT

| | | | |
|--|---|--|---|
|  H-41-LIGHT YELLOW |  H-42-TURQUOISE GREEN |  H-41-CEILING BLUE |  H-41-VERMILION |
|  H-42-PURE GRAY |  H-41-CALCUTTA RED |  H-40-BLUE |  H-42-BLUE |
|  H-40-CREAM |  H-40-LEAD |  H-41-SILVER GRAY |  H-41-PEARL GREEN |
|  H-40-OXIDE RED |  H-41-COLONIAL YELLOW |  H-41-PINK |  H-41-SEA GREEN |
|  H-40-BENGALOE BROWN |  H-40-MOSS GREEN |  H-40-DARK GRAY |  H-41-MILD GREEN |

Also Outside White, Inside White and Black. H-420, H-421, H-438, Extra Priced.

INSIDE FLOOR PAINT

| | |
|--|---|
|  LIGHT GRAY |  LIGHT YELLOW |
|  DARK GRAY |  VENETIAN RED |
|  OLIVE |  GREEN |
|  TAN |  MAROON |

PORCH FLOOR PAINT MADE IN SAME COLORS

BUGGY AND AUTO FINISH

| | |
|---|---|
|  BATTLESHIP GRAY |  CARMINE |
|  BLACK |  BREWSTER GREEN |
|  YELLOW |  VERMILION |
|  GREEN |  ROYAL BLUE |

WAGON PAINT MADE IN LOWER FOUR COLORS

A FOLDER SHOWING ACTUAL PAINT SAMPLES WILL BE CHEERFULLY SENT UPON REQUEST

FILLERS, PUTTIES, BRUSHES AND OTHER ACCESSORIES.

ALADDIN PASTE WOOD FILLER

For Open Grain Woods

A preparation in paste form for filling the grain of hard woods, oak, hickory, ash, etc. It should be used on new wood before finishing. It develops the grain of the wood and prevents absorption of the varnish of the



| | | |
|---------------------------------|-------------------------------------|----------------------------------|
| No. 2B-2976 1 lb. Can 16c | No. 2B-2978 5 lbs. 4 cans 84c | No. 2B-2980 25 lbs. \$3.84 |
|---------------------------------|-------------------------------------|----------------------------------|

ALADDIN CRACK AND CREVICE FILLER

For Floors and Furnishings



A preparation made to replace putty in filling cracks, crevices and rough places in wood-work. Sets hard, smooth, cracks and will not shrink. It will fill all cracks and floor joints and will give a smooth, uniform appearance.

| | |
|---------------------------------|---------------------------------|
| No. 2B-2982 1 lb. Can 12c | No. 2B-2984 5 lb. Can 64c |
|---------------------------------|---------------------------------|

ALADDIN TURPENTINE SUBSTITUTE

A Painting Economy

This is a splendid thinner for use in place of turpentine as a thinner for paints, enamels, varnishes, etc. Has a good penetrating ability, dries promptly and leaves a soft, lustrous finish with its rich, transparent color and a good body. In any instance it is superior to turpentine. It evaporates quickly and does not leave a sticky residue, especially noticeable as a thinner when difficult brushing is experienced, so it is often the same with enamels, color varnishes, carriage oils, etc.



| |
|--|
| No. 2B-2986 No. 2B-2987 No. 2B-2988 No. 2B-2989 50-lb. 25-lb. 5-gal. 1-gal. 1 lb. 1/2 lb. 1/4 lb. 1/8 lb. 20c per gal. 40c per can. 80c per can. 57c each |
|--|

ALADDIN STRICTLY PURE PUTTY

This is a putty that cracks freely and can be scraped completely away the first time. Manufactured to absorb or work out dirt with a hard surface.

| |
|--|
| No. 2B-2990 No. 2B-2992 No. 2B-2994 No. 2B-2996 50-lb. 25-lb. 5-gal. 1-gal. 1/2 lb. 1/4 lb. 1/8 lb. \$1.00 each 50c each 25c each 10c each |
|--|

ALADDIN LINOLEUM LACQUER

For Re-Finishing Old Oil
Cloth, etc.

For renewing the appearance and prolonging the life of all linoleum and linoleum, both of which can be made to last years longer, if the cloth is given a coat when first laid down and an additional coat from time to time, as the old coating begins to show wear.



| | |
|-----------------------------|----------------------------|
| No. 2B-2998 Quart 50c | No. 2B-2999 Pint 30c |
|-----------------------------|----------------------------|



ALADDIN CEDAR OIL POLISH

For Preparing and Renewing
OIL MOBS and POLISH CLOTHS

This compound is prepared especially for making such cleaning Oil Mobs and Polish Cloths and Mats. The Dressing Cloth can be made by simply saturating a piece of three yard in water, removing the surplus water by wringing through a wringer and then adding a small quantity of Cedar Oil Polish.

All the preparations that are put in categories and laid in the cloth or mat and when through the cloth is rubbed on and it is again ready for use. It cleans as well as polishes all finished, waxed and painted woodwork, furniture and floors.

| |
|--|
| No. 2B-2992 No. 2B-2994 No. 2B-2996 No. 2B-2998 1-Gallon Half-Gallon Quart Pint \$1.25 .60c .30c |
|--|

ALADDIN FLOOR DRESSING

Prepared especially for floors of redwood and other small quantities applied with a brush or cloth will bring out the grain of the wood, keep floors clean and make frequent scrubbing unnecessary.

| |
|--|
| No. 2B-2999 No. 2B-3002 No. 2B-3004 5-Gallon 1-Gallon Quart Case \$6.00 \$1.25 50c |
|--|



SAND PAPER

Made of best quality dirt and glue. Back extra strong and tough. Resins included for all high glass work.

Assorted Packages

Two sheets each No. 1 and No. 2.
Three sheets each No. 1 and No. 2.
No. 2B-3000
Price 12 Sheets for 10c.

ALADDIN WALL BRUSH

Best For House Painting



We particularly recommend and guarantee this brush for the better class of house painting. It is long, heavy and made with an exceptionally good grade of black Chinese bristles. Set in Valued Rubber.

| | | |
|-------------|-------------------|--------|
| No. 2B-3010 | Width Length Hair | Each |
| | 4 in. 4 in. | \$1.25 |

POPULAR WALL BRUSH

For House, Floor, Barn and Roof Paints



A brush for the most exacting work, such as for painting barns, roofs, and similar jobs. In the smaller sizes this brush is adaptable for applying floor paint, and for varnishing roof surfaces.

| | | |
|-------------|---------------------|--------|
| No. 2B-3016 | Width Length Hair | Each |
| No. 2B-3018 | 2 1/2 in. 2 1/2 in. | \$0.25 |
| No. 2B-3020 | 3 in. 2 1/2 in. | .40 |
| No. 2B-3022 | 3 1/2 in. 3 in. | .57 |
| No. 2B-3024 | 4 in. 3 1/2 in. | .70 |

PAINTER'S DUSTER

Necessary When Re-Painting Old Buildings

Should be used for brushing out dust, loose scale, etc. before applying new work. Also for use in old work when necessary.



| | | |
|-------------|---------------------|--------|
| No. 2B-3026 | Width Length Hair | Each |
| | 5 1/2 in. 4 1/2 in. | \$1.00 |

SASH TOOL

For Painting Window Sashes, etc.



This brush is quite necessary in finishing the joints of window sashes, doors, and similar trim work.

| | | | |
|-------------|-------------|-------------|-------------|
| No. 2B-3028 | No. 2B-3030 | No. 2B-3032 | No. 2B-3034 |
| No. 1 | No. 1 | No. 2 | No. 2 |
| 15c | 15c | 25c | 25c |

ALADDIN VARNISH BRUSH

For Fine Varnishing and Enameling

This brush is suitable for the finest class of brush and cabinet varnishing and other finishing. As the bristles are not splintered under the varnish, they will not come out of the cheaper brushes. Smooth, elastic and durable. Made of the very best Chinese Black Horses.



| | | |
|-------------|---------------------|------|
| No. 2B-3036 | Width Length Hair | Each |
| No. 2B-3038 | 2 in. 2 1/2 in. | 50c |
| No. 2B-3040 | 2 1/2 in. 2 1/2 in. | 57c |
| No. 2B-3042 | 3 in. 3 1/2 in. | 70c |

SHANGHAI VARNISH BRUSH

For Trim Work, Varnishing and Enameling

A medium grade brush for varnishing and enameling. Set in rubber. Black Chinese Horses.



| | | |
|-------------|---------------------|------|
| No. 2B-3044 | Width Length Hair | Each |
| No. 2B-3046 | 1 1/2 in. 1 1/2 in. | 17c |
| No. 2B-3048 | 2 in. 2 in. | 25c |

ROOFING BRUSH

For Painting Large Roofs. This brush should be used for applying roof paint over large surfaces. When only a limited amount of paint is to be done use our "Popular" Wall Brush.



| | | |
|-------------|--------------------|------|
| No. 2B-3050 | Female Length Hair | Each |
| | 3 in. 3 in. | 50c |

STEEL WOOL

STEEL WOOL No. 1 STEEL WOOL No. 2
These steel wool are best for cleaning and polishing brass, metal, fine sand, and stones. Also, rubber floor, etc.



| | | | |
|--|--|--|--|
| No. 9 especially adapted for aluminum work. | No. 10 for cleaning and polishing STEEL SHAVINGS, long barbed wire, hair, etc. | No. 11 for cleaning and polishing STEEL SHAVINGS, long barbed wire, hair, etc. | No. 12 for cleaning and polishing STEEL SHAVINGS, long barbed wire, hair, etc. |
| No. 13 for cleaning and polishing STEEL SHAVINGS, long barbed wire, hair, etc. | No. 14 for cleaning and polishing STEEL SHAVINGS, long barbed wire, hair, etc. | No. 15 for cleaning and polishing STEEL SHAVINGS, long barbed wire, hair, etc. | No. 16 for cleaning and polishing STEEL SHAVINGS, long barbed wire, hair, etc. |
| No. 17 for cleaning and polishing STEEL SHAVINGS, long barbed wire, hair, etc. | No. 18 for cleaning and polishing STEEL SHAVINGS, long barbed wire, hair, etc. | No. 19 for cleaning and polishing STEEL SHAVINGS, long barbed wire, hair, etc. | No. 20 for cleaning and polishing STEEL SHAVINGS, long barbed wire, hair, etc. |
| No. 21 for cleaning and polishing STEEL SHAVINGS, long barbed wire, hair, etc. | No. 22 for cleaning and polishing STEEL SHAVINGS, long barbed wire, hair, etc. | No. 23 for cleaning and polishing STEEL SHAVINGS, long barbed wire, hair, etc. | No. 24 for cleaning and polishing STEEL SHAVINGS, long barbed wire, hair, etc. |
| No. 25 for cleaning and polishing STEEL SHAVINGS, long barbed wire, hair, etc. | No. 26 for cleaning and polishing STEEL SHAVINGS, long barbed wire, hair, etc. | No. 27 for cleaning and polishing STEEL SHAVINGS, long barbed wire, hair, etc. | No. 28 for cleaning and polishing STEEL SHAVINGS, long barbed wire, hair, etc. |
| No. 29 for cleaning and polishing STEEL SHAVINGS, long barbed wire, hair, etc. | No. 30 for cleaning and polishing STEEL SHAVINGS, long barbed wire, hair, etc. | No. 31 for cleaning and polishing STEEL SHAVINGS, long barbed wire, hair, etc. | No. 32 for cleaning and polishing STEEL SHAVINGS, long barbed wire, hair, etc. |
| No. 33 for cleaning and polishing STEEL SHAVINGS, long barbed wire, hair, etc. | No. 34 for cleaning and polishing STEEL SHAVINGS, long barbed wire, hair, etc. | No. 35 for cleaning and polishing STEEL SHAVINGS, long barbed wire, hair, etc. | No. 36 for cleaning and polishing STEEL SHAVINGS, long barbed wire, hair, etc. |
| No. 37 for cleaning and polishing STEEL SHAVINGS, long barbed wire, hair, etc. | No. 38 for cleaning and polishing STEEL SHAVINGS, long barbed wire, hair, etc. | No. 39 for cleaning and polishing STEEL SHAVINGS, long barbed wire, hair, etc. | No. 40 for cleaning and polishing STEEL SHAVINGS, long barbed wire, hair, etc. |


"ALADDIN" MOSAIC FLOOR TILE

An Ideal Flooring Material for Bathrooms, Kitchens and Store Buildings

EASY TO LAY. Few people realize how easy it is to lay a Mosaic tile floor. It is, however, very simple, and a tile floor, when now laid over a cement foundation, is practically indispensable. For a bathroom, vestibule, store building or kitchen, a tile floor is not only the best, but the cheapest floor you can buy. It will last a life time, is easily cleaned, and for its cleanliness, is a very desirable floor for a drug or confectionery store or bank, and as a bathroom or kitchen floor, is a delight to any housewife. Send us a diagram of your room, and let us quote you the delivered price on sufficient tile to cover it.

DIRECTIONS FOR LAYING. Make allowance of about three inches below floor level for a tile floor. This allows about 2½ inches for concrete. (Composed of one part cement, two parts

sand and two parts gravel) well mixed with water. Allow this to set. Next comes the float, consisting of equal parts of cement and sand. Take a board of proper thickness, which when laid upon your concrete base, will be level with the top of the floor. Lay this strip across the room about two feet from wall and fill with the float. Then lay a strip of tile across the room (paper side up), and pound with a block and hammer until the mortar is visible in the joints, between this. Then move your strip over and lay another course of tile, and so on. When finished, remove paper by wetting thoroughly and peeling it off slowly. Sprinkle tile with white sand and beat it down. Allow to set for two hours, then mix a grouting of pure cement and water (add lamp black for coloring if desired), fill joints with this and wipe off surplus with a damp soft cloth.



No. 2A-828—Red and white or black and white Mosaic floor tile, per square foot **19c**

No. 2A-840—Blue and white Mosaic floor tile, per square foot **22c**

No. 2A-842—Red and white or black and white Mosaic floor tile, per square foot **19c**


No. 2A-844—Blue and white Mosaic floor tile, per square foot **22c**

No. 2A-846—Red and white or black and white Mosaic floor tile, per sq. ft. **19c**

No. 2A-848—Blue and white Mosaic floor tile, per square foot **22c**

No. 2A-849—Plain White Hexagon Tile, which is used largely for small bathrooms, vestibules, etc., can also be furnished by us at the net price of 16c per square foot. Shipped from our factory in Chicago.

EXPANDED METAL LATH FOR FIRE PROOF BUILDINGS, STUCCO WORK, OR INTERIOR WORK TO REPLACE WOOD LATH.



Prices on plain un-painted lath:

| | | |
|--|-----------------------------|------|
| No. 2A-826—27 gauge, weight per square yard, 2½ lbs. | Price, per square yard..... | 12½c |
| No. 2A-831—26 gauge, weight per square yard, 2½ lbs. | Price, per square yard..... | 12½c |
| No. 2A-832—25 gauge, weight per square yard, 2½ lbs. | Price, per square yard..... | 14½c |
| No. 2A-833—24 gauge, weight per square yard, 2½ lbs. | Price, per square yard..... | 16½c |

For painted, add ¼ c per square yard. For galvanized, add 1½ c per square yard.

Metal lath has become so popular in the last few years, that it hardly needs describing. The principal features being that it is fire proof, holds plaster better than wood, will not swell when wet, consequently causes cracks in plaster when dry. For interior work it is fastened directly to the studding with one inch staples. For exterior or Stucco Work it is applied over furring strips (common lath), nailed to the sheathing or boxing, thus allowing the plaster to cover or clench on the under side of the lath. Comes in sheets 24 inches wide, 90 inches long.

"ALADDIN" DISAPPEARING STAIRWAY

AN ATTIC OR BUNGALOW STAIRWAY THAT ABSOLUTELY DISAPPEARS.

HOW TO UTILIZE WASTE SPACE: When arranging floor space it is often found that a stairway will take up too much space, this being more especially so in bungalows, or for attic stairs in two-story houses. The "Aladdin" stairway was designed to enable the builder to provide a maximum number of square feet of floor space with a maximum of convenience and efficiency. The stairway consists of a strong well built flight of stairs, which is attached to the end trimming in the ceiling. It is quickly and easily attached and its advantages are apparent to anyone.

OUT OF THE WAY: When the stairway is not needed, it is compactly folded up in the ceiling. There is nothing visible but a neat panel, finished to match the rest of the woodwork of the room. It is ready for use at a woman's notice, but still gives you full use of all the room. When needed, a slight pull on a chain provided for that purpose, will bring the stairway down complete with hand rail ready for immediate use. It is down to stay until no longer desired or needed, when it can be quickly put out of sight, with but slight impulse on the part of the operator.



The distance from front edge of stair horse in landing, when stairs is down on floor,
 8 ft. ceiling is 6 ft. 6 in.
 9 1/2 ft. ceiling is 6 ft. 11 in.
 10 ft. ceiling is 7 ft. 3 in.
 10 ft. ceiling is 8 ft. 0 in.

\$35.50

For Stairway Complete. Anyone can install it.



The frame is not furnished. This is shown to represent the Joists. Price covers only Panel and Stairs.

EASY TO OPERATE: When stairs are not in use, they are rolled half way up on the panel (they work on rollers.) A very slight touch is all that is required. A spring barrel concealed under the landing does the work. When the stairs is thus pushed up on the panel, any system of counter balance does the rest; that is, swings it up into the ceiling. A child can operate it.

THE MOST WONDERFUL THING ABOUT this stair is its simplicity. As before stated, absolutely all that is in sight when the stair is not in use, is a neat panel in the ceiling, which can be finished in harmony with the balance of the woodwork.

SOME OF ITS USES: The "Aladdin" stairway can be used in any structure, for lofts in homes and tenement buildings, in stores and office buildings; in bungalows, summer cottages, to roof gardens, etc.; to replace hatchways in yachts, launches and steamships; in fact, in any kind of a structure on land or sea.

The large cut at top of page shows the stairs let down for use. The second cut shows the stairs shoved up on the panel. The counterbalance now swing it into place as shown in cut at bottom of the page.



Stairway when not in Use.



Panel in Ceiling—looking up.

Place opening for stairs so that the end of stair horse, when raised in the attic, will clear ceiling or rafters. Measurements from landing to end of stair horse, when raised to close, is 5 ft. 5 in. for an 8 ft. ceiling, and 6 ft. 8 in. for a 10 ft. ceiling.

FULLY GUARANTEED

The stairway is shipped with the panel in the white. The stairs is stained and waxed and is fully and unconditionally guaranteed to give satisfaction, when properly installed, and if found otherwise than described by us, they may be returned and we will refund full purchase price. Furnished in yellow pine with a panel of either yellow pine or oak.

| Catalog No. | Height Ceiling | Oak Panel | Yellow Pine Panel |
|-------------|----------------|-----------|-------------------|
| 2A-1100 | 7 ft. 6 in. | \$27.50 | \$35.50 |
| 2A-1102 | 8 ft. 0 in. | 36.00 | 36.00 |
| 2A-1104 | 8 ft. 6 in. | 36.00 | 36.00 |
| 2A-1106 | 9 ft. 0 in. | 39.00 | 37.00 |
| 2A-1108 | 9 ft. 6 in. | 39.50 | 37.50 |
| 2A-1110 | 10 ft. 0 in. | 40.00 | 38.00 |

SEND FOR OUR 1916 CATALOG OF "ALADDIN" READY-CUT HOUSES AND BUNGALOWS. IT CONTAINS MANY NEW AND ARTISTIC DESIGNS WHICH ARE SURE TO INTEREST YOU.

"Aladdin" Homecraft Built-in Fixtures

China Cabinets Buffets Kitchen Cabinets



ALADDIN HOMECRAFT BUFFETS

are designed with the object of giving the most conveniences combined with the most artistic effects. They are made either of clear yellow pine or Oak, and are sent out by us in the white, that is, unfinished. We furnish all hardware as shown. Finished glazed with leaded glass as shown or glazed with plain double strength glass.

- No. 2A-20 — Yellow Pine, Glazed clear double strength glass **\$39.75**
 No. 2A-21 — Yellow Pine, Glazed Leaded Crystal glass **\$42.75**



Size, 6 ft. 6 in. wide by 5 ft. 6 in. high; depth, 18 in. This cabinet has three large and four small drawers and four doors, three strong shelves in each side section. Best quality Bevel plate glass mirror above shelf. This case when finished to conform with the other woodwork in a house will harmonize with nearly any style of furniture. Price, F. O. B. shipping point; weight, 375 lbs.

- No. 2A-22 — Selected Oak, Glazed Double strength glass **\$41.25**
 No. 2A-23 — Selected Oak, Glazed Leaded Crystal glass **\$44.75**

"HOMECRAFT" BUILT-IN BUFFET

A well proportioned "Homecraft" built-in side board or buffet has been very popular wherever offered. It is 4 ft. 6 in. wide and 7 ft. high, 14 in. deep. Has a bevel plate mirror back in opening over counter shelf. Our drawers and one closet space in bottom section.

- No. 2A-24 — Yellow Pine, glazed, clear double strength glass **\$26.50**
 No. 2A-25 — Yellow Pine, glazed leaded Crystal glass **\$28.75**
 No. 2A-26 — Selected Oak, glazed, clear double strength glass **\$28.50**
 No. 2A-27 — Selected Oak, glazed leaded Crystal glass **\$31.50**
 If side casing, base blocks and cap trim, as shown are wanted, add for Yellow Pine, 70c; Oak, \$1.45.



"HOMECRAFT" BUILT-IN BUFFET

A "Homecraft" Buffet which is just what the name indicates. The result of a Craftsman's labor, it stands 7 ft. high, and is 5 ft. wide; depth, top section, 14 in.; bottom section, 18 in. Has four large lined drawers in center of base section and two smaller drawers on the sides, suitable for silver ware, etc. One large and two small bevel plate mirrors in each buffet. Weight, 200 lbs.

- No. 2A-30 — Yellow Pine, glazed with clear double strength glass **\$37.25**
 No. 2A-31 — Yellow Pine, glazed with leaded Crystal glass **\$39.00**
 No. 2A-32 — Selected Oak, glazed with clear double strength glass **\$39.75**
 No. 2A-33 — Selected Oak, glazed with leaded Crystal glass **\$41.75**
 If side casing, base blocks and cap trim, as shown, are wanted, add for Yellow Pine, 70c; Oak, \$1.45.



If side casing, base blocks and cap trim, as shown, are wanted, add for Yellow Pine, 70c; Oak, \$1.45.

"HOMECRAFT" KITCHEN CABINET

This Aladdin "Homecraft" kitchen cabinet should be seen to be fully appreciated. It is 7 ft. high and 5 ft. wide, has three drawers, a flour bin and a closet in bottom section and two large glazed doors covering three shelves in top section. Top section is 12 inches deep, bottom section 16 in. deep. Complete with hardware, as shown.

- sent out in the white to be finished to conform with the other woodwork in the room.
 No. 2A-35—Yellow Pine, Weight, 325 lbs. **\$27.25**
 No. 2A-36—Selected Oak. Weight, 350 lbs. **\$29.25**



"ALADDIN" ARCH A-1



This "Homecraft" Bookcase Arch has been used in thousands of homes and in every case given perfect satisfaction. The cases are 25 ft. wide, the columns 8 inches square. Made of Yellow Pine or Selected Oak, sent out unfinished, but complete with hardware and leaded glass doors, as shown.

- No. 2A-1—Yellow Pine Arch **\$37.50**
 No. 3A-1—Selected Oak Arch **\$40.50**
 Side and head jambs and side and head casings are charged for extra as follows: Yellow Pine, \$2.00; Selected Oak, \$3.50.

"ALADDIN" CONCRETE BLOCK MACHINE



\$12.75 FOR THIS OUTFIT

FOR MAKING BUILDING AND FOUNDATION BLOCKS

THREE SIZES—8x8x16 IN., 8x10x16 IN. AND 8x12x16 IN.
EASY TO OPERATE. NO EXPERIENCE NECESSARY.

THE CONCRETE BLOCK MACHINE illustrated here is without question one of the biggest bargains ever offered in the trade in a machine that will make a standard size block either in a single or a double core on the face down principle. We are able to make you this remarkably low price because of our buying in large quantities and giving our customers the benefit. Anyone contemplating building houses, whether of wood or of concrete, will find this machine very practical and just what is needed. Because the initial cost is so small, it will pay for itself out of the first 200 blocks made. It is a practical machine for carpenters, stone masons and brick layers. It makes an excellent utility machine for block plants. It can be furnished in three sizes—8 in. by 8 in. by 16 in., 8 in. by 10 in. by 16 in., and 8 in. by 12 in. by 16 in. single or double core.

CONSTRUCTION. The "Aladdin" face down block machine is made entirely of the best grade of gray iron castings. The moulds are closely fitted, and are of simple construction. All parts are made interchangeable and the face plate is of very deep cut design. A special eccentric latch is used for locking the mould securely. The stand is rigidly supported and made to carry the mould with the material and to stand for severe tamping. We guarantee this machine to make a perfectly true block.

ATTACHMENTS. A number of different attachments can be furnished at a nominal extra charge. For the "Aladdin" block machine, and we illustrate a few of these below. These attachments are very readily and easily placed in the machine. A flask attachment takes the place of the mould as shown in complete machine. A four inch course attachment takes the place of face plates and end doors. An angle bay window takes the place of face plate and one end door and a circle bay window takes the place of face plate and two end doors. All attachments are arranged so as to make the block face down, which permits you to use special coloring or a rich mixture for face block with a lean mixture for the balance of block. We make a very nominal extra charge for these attachments.

FACE PLATES. We can furnish a number of different designs of face plates at a very nominal extra charge. These face plates include broken ashlers of four different designs, whirlwind scroll, rope, cobblestone, tooled margin rock, tooled margin bush-hammer, tooled face, panel, plain and water table plate. All these plates are of correct design and make an excellent addition with the regular outfit and will give you an ample assortment of different styles of blocks.

REGULAR OUTFIT. The regular outfit shipped with "Aladdin" face down block machine consists of one rock face plate for whole blocks, one rock face plate for one-half and two one-quarter size blocks, one interchangeable rock plate, one pair of core end plates, one pair of dividing plates for fractional size blocks, one steel striker, one pair of joint block plates, one double and tapper, one sample wood pallet, one gable block dividing plate and necessary plugs for making



Extra flask attachment, furnished in single or double core, 8x8x16, 8x10x16, or 8x12x16.



Four inch course attachment, furnished rock panel and plain design.

whole blocks. This outfit will make all blocks necessary in an ordinary building. When ordering, specify the style of machine wanted. We ship double core unless otherwise specified.

Shipped direct from factory in Central Wisconsin.



Angle bay window attachment, rock design.



Circle bay window attachment, rock and panel design.

| | 8x8x16 | | | 8x10x16 | | | 8x12x16 | | |
|-----------------------------------|-------------|------|---------|-------------|------|---------|-------------|------|---------|
| | Catalog No. | Wgt. | Price | Catalog No. | Wgt. | Price | Catalog No. | Wgt. | Price |
| "Aladdin" Block Machine..... | 2A-1111 | 195 | \$12.75 | 2A-1112 | 200 | \$17.75 | 2A-1114 | 225 | \$19.75 |
| "Aladdin" Flask Attachments.... | 2A-1116 | 110 | 6.00 | 2A-1118 | 103 | 6.75 | 2A-1120 | 145 | 7.75 |
| Four Inch Course Attachment.... | 2A-1122 | 50 | 6.50 | 2A-1124 | 60 | 6.75 | 2A-1126 | 70 | 7.50 |
| Angle Bay Window Attachment.... | 2A-1128 | 50 | 3.00 | 2A-1130 | 55 | 3.25 | 2A-1132 | 65 | 4.00 |
| Circle Bay Window Attachment.... | 2A-1134 | 35 | 3.00 | 2A-1136 | 40 | 3.20 | 2A-1138 | 45 | 3.50 |
| Extra Face Plates, any design.... | 2A-1140 | 18 | 1.25 | 2A-1142 | 18 | 1.25 | 2A-1144 | 18 | 1.25 |
| Extra End Plates, any design.... | 2A-1146 | 8 | .75 | 2A-1148 | 9 | .75 | 2A-1150 | 10 | .95 |

"ALADDIN" HAND AND POWER BATCH MIXER

A PRACTICAL MIXING MACHINE FOR SMALL JOBS, FASTER THAN HAND MIXING AND GIVES A MORE UNIFORM AND RELIABLE MIXER.

The "Aladdin" Batch Mixer is designed to fill the demand for a low price machine that can be used on small jobs by carpenters, stone masons, brick layers, and also by those contemplating putting up their own buildings. The machine is also designed for efficiency in its operation and also as to thoroughness of its mixing qualities. Nothing has ever been offered that will equal this machine for its speed in mixing, its ease of operation and its extremely low price. We are only able to make this price because of our excellent connection and purchasing this machine in large quantities. No carpenter, brick layer or stone mason can afford to be without one of these machines. He cannot purchase the lumber to build the box and buy the necessary boxes, shovels, etc., that are required for mixing of concrete, any cheaper than he can buy this machine. It is a well known fact that machine mixed materials are more uniform in color and in the quality of the mixture. Machine mixing is faster than mixing in the ordinary way. The machine is always ready for operation, requires no attention or care other than cleaning when through, and will always be found on the job. It is light and can be very readily ported around. It can be taken into buildings and can be used on small jobs and repair work.

CONSTRUCTION. In making the extremely low price on this mixing machine, the manufacturers have not stinted in workmanship or material. This machine is made of the very best grade of gray iron castings and steel. The drum has two cast iron heads, which carry the bearings and are held to the steel shell of the drum by means of four heavy rods, running the length of the drum. The door of the drum is of heavy sheet steel, properly re-enforced, and swings on three heavy hinges. The latch which holds the door is very easily operated. By a turn, either one direction or the other, it can be released and the door drawn back. A catch is provided on one of the rods, which is intended to hold the door when dumping the material. There are no paddles to get out of order or clog up and make the machine useless. The shell is of heavy steel and is rolled to a triangular shape, as noted in the illustration. This shape produces a correct mixture and turns the material over three times at every revolution of the drum. The machine is back geared four to one, making the turning very easy. The stand is made of steel angles, thoroughly re-enforced and braced, making a substantial outfit all the way through. A wheelbarrow can be run underneath the machine to receive the load. Ample space is provided for standard types of wheelbarrows, and deflectors are arranged on the drum ends so that the material is discharged directly into the wheelbarrow without spilling any concrete.

CAPACITY. The capacity of the "Aladdin" Hand Batch Mixer is three feet of loose material. This machine has a remarkable capacity for its size when you compare it with advertised large type machines, which claim no greater capacity. However, this is entirely due to the mixing principle of the triangular shaped drum. It is not well to overload the machine. The rated capacity produces the best results and the fastest mixing.

OPERATION. If you are using a mixture one, two and four, place in the coarse material first, then the finer grade material and last the cement. When placing in the cement, distribute it over the length of the drum. Place the amount of water necessary into the machine. Close the door of the machine, which operation is fast on account of the link arrangement and one lever control. The mixture is now ready to be turned, and by turning the drum from ten to fifteen revolutions, you will have a batch that is thoroughly mixed. The amount of water depends largely on the work at hand. When dumping, push the lever to one side and throw the door back to catch on rod. Turn the machine and dump directly into the wheelbarrow.

POWER ATTACHMENT. We can provide a power attachment for the "Aladdin" machine at a very nominal extra expense, having a very simple power attachment, which can be attached to the stand of the machine and is properly back geared so as to give the correct number of turns of the mixing drum. This attachment has two bearings, which are bolted to the stand of the machine. The pulleys turn on the cold rolled steel shaft. A sprocket wheel is bolted on to the pinion where the handle is attached, using cap screws, and this sprocket is driven from a small sprocket, which is cast with the pulley. A loose pulley is also provided so that the drum can be stopped without necessarily shutting off the power. This outfit is easily attached, always shipped separate from the machine. Complete with shaft, pulleys, sprocket and chain.

| | |
|---|------------------|
| 2A-1220—Hand mixer; weight, 216 lbs..... | Price \$19.50 |
| 2A-1222—Power mixer; weight, 275 lbs..... | 31.00 |
| 2A-1224—Power attachment only, wt., 60 lbs..... | 12.50 |



\$16.95 VULCAN \$16.95

TOOL OUTFIT

NOT A
SET OF
CHEAP
TOOLS



BUT A
SET OF
TOOLS
CHEAP

This tool outfit consists of the tool chest made of seasoned lumber, finished with two coats of varnish. Mortised joints, projecting top and bottom with moided edges. Finished with brass plated hardware including lid supports. Has one sliding trap and a brass cylinder expansion bolt lock with flat steel keys, and the complete set of tools as shown and described. Every tool absolutely guaranteed.

| | |
|---|--------|
| 2A-815—Tool chest, 22 in. long, 17 in. wide, 8 in. deep..... | \$5.00 |
| 2A-816—26 in. High Grade Hip Saw, each..... | 1.50 |
| 2A-817—28 in. High Grade Hip Saw, each..... | 1.60 |
| 2A-818—20 in. Panel Saw, each..... | 1.25 |
| 2A-819—20 in. Wood Bottom Fore Plane..... | 1.20 |
| 2A-820—15 in. Wood Bottom Jack Plane..... | 1.10 |
| 2A-821—8 in. Wood Bottom Smooth Plane..... | .95 |
| 2A-822—High Grade Steel Square, 24x16 in..... | .85 |
| 2A-823—Best Hatchet Brace, 8 or 10-in. sweep..... | 1.05 |
| 2A-824—Adze Eye Nail Hammer..... | .60 |
| 2A-825—High Grade Half Hatchet..... | .60 |
| 2A-826—Jennings Pattern Anger Bits, 1 each, $\frac{1}{4}$, $\frac{3}{8}$, $\frac{1}{2}$, $\frac{5}{8}$, $\frac{3}{4}$, 1 in..... | .50 |
| 2A-827—Guaranteed Chisels, 1 each, $\frac{1}{4}$, $\frac{3}{8}$, $\frac{1}{2}$, and 1 in..... | 1.50 |
| 2A-828—6 in. Bit Champion Pattern Screw Driver..... | .30 |
| 2A-829—Knurled Handle Nail Set..... | .66 |
| 2A-830—High Grade Draw Kullfo, 9 in..... | .55 |
| 2A-831—4 Cabinet Clamps, 10c..... | .40 |
| 2A-832—1 in. Iron Bench Screw..... | .35 |
| 2A-833—Best Grade 8 in. Try Square..... | .20 |
| 2A-834—Stanley Bevel Square..... | .30 |
| 2A-835—26 in. Rosewood Plumb and Level..... | .25 |
| 2A-836—Saw Vice..... | .65 |
| 2A-837—Screw Driver Bit for Brace..... | .10 |
| 2A-838—1 ft. Zig Zag Rule..... | .19 |
| 2A-839—German Pattern Gimlet Bit..... | .96 |

We will sell any article separate at the prices quoted above.

2A-900
COMPLETE
OUTFIT

\$16.95

OUR "LEADER" TOOL OUTFIT

We combine the most essential tools from our "Vulcan" outfit. Every tool is fully guaranteed in every way. The chest is the same as we furnish with our "Vulcan" outfit, with the exception that it has no brass corners. The tools are of the same high quality and carry the same guarantee. Should any tool in the outfit fail to give satisfaction in every way you may return them and we will refund full purchase price.

LIST OF TOOLS IN OUR LEADER OUTFIT

| | | |
|--------|--|--------|
| 2A-900 | Tool Chest, 32 in. long, 17 in. wide, 8 in. deep. | \$4.00 |
| 2A-901 | 26 inch, High Grade Saw | 1.50 |
| 2A-902 | 15 inch Wood Bottom Jack Plane | 1.10 |
| 2A-903 | 4 ft. Zig Zag Rule | .19 |
| 2A-904 | 1 each $\frac{1}{4}$, $\frac{1}{2}$, $\frac{3}{8}$ and 1 inch Bits | .60 |
| 2A-905 | Adze Eye Nail Hammer | .60 |
| 2A-906 | Best Ratchet Brace | 1.05 |
| 2A-907 | 6 inch Champion Pattern Screw Driver | .20 |
| 2A-908 | Best Grade 8 in. Try Square | .20 |
| 2A-909 | 1 each $\frac{1}{2}$ and 1 inch Guaranteed Chisel | .00 |
| 2A-910 | German Pattern Gimlet Bit | .06 |
| 2A-911 | Screw Driver Bit for Brace | .10 |
| 2A-912 | 1 Knurled Handled Nail Set | .05 |
| 2A-913 | High Grade Steel Square, 24x16 inches | .55 |

\$11.11

2A-930, COMPLETE OUTFIT \$9.05

A High-Grade Outfit at a Low Price

"GEM" TOOL OUTFIT

Is a medium priced outfit, comprising tools sufficient for the average household.

LIST OF TOOLS IN OUR GEM OUTFIT

| | | |
|--------|---|--------|
| 2A-914 | Tool Chest, 32 in. long, 17 in. wide, 8 in. deep. | \$4.00 |
| 2A-915 | 26 in. High Grade Hand Saw | 1.50 |
| 2A-916 | 28 in. High Grade Rip Saw | 1.00 |
| 2A-917 | 20 in. Wood Bottom Fore Plane | 1.20 |
| 2A-918 | 8 in. Wood Bottom Smooth Plane | 1.10 |
| 2A-919 | High Grade Steel Square, 24x16 inches | .55 |
| 2A-920 | Best Ratchet Brace, 8 or 10 inch sweep | 1.05 |
| 2A-921 | Adze Eye Nail Hammer | .60 |
| 2A-922 | Jennings Pattern Auger Bit, 1 each $\frac{1}{4}$, $\frac{3}{8}$, $\frac{1}{2}$, $\frac{5}{8}$, $\frac{3}{4}$, 1 inch | .90 |
| 2A-923 | Guaranteed Chisels, 1 each $\frac{1}{2}$, $\frac{3}{4}$, $\frac{5}{8}$ and 1 in. | .95 |
| 2A-924 | 6 inch Champion Pattern Screw Driver | .20 |
| 2A-925 | 1 in. Iron Bench Screw | .35 |
| 2A-926 | 8 in. Best Grade Try Square | .20 |
| 2A-927 | Screw Driver Bit for Brace | .10 |
| 2A-928 | German Pattern Gimlet Bit | .06 |
| 2A-929 | 4 ft. Zig-Zag Rule | .19 |

\$14.55

Every tool is absolutely guaranteed and we feel certain will give absolute satisfaction in every way. The chest is large and roomy and well finished, is exactly the same as furnished with our "Vulcan" outfit with the exception of the brass corners. We have sold this outfit largely for use in manual training schools, etc., and while low in price, is not a set of cheap tools, but one of which any man or boy could be proud.

2A-931, COMPLETE OUTFIT \$12.55

"ALADDIN" QUALITY DOORS

BEAUTIFUL OREGON PINE DOORS

The most beautiful, and at the same time, the most durable door on the market. Made from clear Oregon Pine, having all the lasting qualities of Michigan Pine and the beautiful grain of Yellow Pine.

We handle nothing but strictly No. 1 doors, and in this follow out our principle of using the name "Aladdin" only on articles we can stand back of in every way.

Could we but have one of these doors in your locality, where you could see it, we know that you would buy it in preference to any other door on the market.



Pennsylvania

| Catalog No. | Size | | Price, 1 1/2 in. thick |
|-------------|------|-------------|------------------------|
| | Ft. | In. Ft. In. | |
| No. 2A-1515 | 0 | 6 0 | \$2.09 |
| No. 2A-1516 | 0 | 6 6 | 2.30 |
| No. 2A-1517 | 0 | 6 6 | 2.35 |
| No. 2A-1518 | 0 | 6 8 | 2.37 |
| No. 2A-1519 | 4 | 6 8 | 2.47 |
| No. 2A-1520 | 6 | 6 8 | 2.47 |
| No. 2A-1581 | 8 | 6 8 | 2.45 |
| No. 2A-1582 | 0 | 7 0 | 2.60 |
| No. 2A-1583 | 4 | 7 0 | 2.60 |
| No. 2A-1584 | 6 | 7 0 | 2.60 |
| No. 2A-1585 | 8 | 7 0 | 2.60 |
| No. 2A-1586 | 0 | 7 0 | 2.10 |

The construction of the door is of the very best. The stiles and rails are made of alshed grain Clear Oregon Pine. The

panels are veneered with rotary cut Oregon Pine. We claim that our price on this door is absolutely the lowest ever offered on a door which could in any way compare with this. In order that you may see the beautiful grain which this wood has and the finish which it will take, we will, upon request, send you a sample of the panel, stained and finished, and at the same time, tell you how to finish the door to get the best effect.



Vermont

OUR VERMONT 5-CROSS PANEL DOOR

The pattern of this door has been very popular for several years past as an inside door, and in Oregon Pine we are offering you a justly popular door in the perfect wood for door construction. Oregon Pine lasts longer, works easier and takes a better finish than any wood from which a door can be made. The stiles and rails are edge grain, clear Oregon Pine, panels are flat grain Oregon Pine. The proportions of this door are perfect. In all, it makes an exceptionally good and handsomely appearing door.

PRICES QUOTED ARE FOR DOORS 1 1/2 INCHES THICK.

| Catalog No. | Size | | Price, 1 1/2 in. thick |
|-------------|------|-------------|------------------------|
| | ft. | In. Ft. In. | |
| No. 2A-1620 | 0 | 6 0 | \$1.68 |
| No. 2A-1621 | 0 | 6 6 | 1.88 |
| No. 2A-1624 | 0 | 6 6 | 1.90 |
| No. 2A-1626 | 0 | 6 8 | 1.97 |
| No. 2A-1628 | 4 | 6 8 | 1.97 |
| No. 2A-1630 | 6 | 6 8 | 1.95 |
| No. 2A-1632 | 8 | 6 8 | 1.96 |
| No. 2A-1634 | 0 | 7 0 | 2.23 |
| No. 2A-1636 | 4 | 7 0 | 2.23 |
| No. 2A-1638 | 6 | 7 0 | 2.24 |
| No. 2A-1640 | 8 | 7 0 | 2.30 |
| No. 2A-1642 | 0 | 7 0 | 2.46 |

"ALADDIN" QUALITY DOORS

OUR TWO LEADERS

BETTER QUALITY

LOWER PRICES

These beautiful Oregon Pine doors are strictly No. 1 grade throughout, and are of true "Aladdin" quality. The stiles and rails are made of edge grain, clear Oregon Pine; the panels are rotary cut veneered, and we can absolutely guarantee that these doors will last longer, finish better and more easily than any other door on the market.

The one panel door shown in this cut is of an extremely artistic design, and would not be out of place in any home, no matter how expensive. The panel of these doors is the same as in our Indiana, Illinois and Pennsylvania, shown on the preceding pages.

Ask for finished sample.
Prices quoted are for doors 1 3/4 inches thick.

| Catalog No. | Size | | Price 1 3/4 in. thick |
|-------------|------|---------|-----------------------|
| | ft. | in. | |
| No. 2A-1600 | 2 | 0 x 6 0 | \$2.28 |
| No. 2A-1602 | 2 | 0 x 6 6 | 2.55 |
| No. 2A-1604 | 2 | 6 x 6 6 | 2.58 |
| No. 2A-1606 | 2 | 0 x 6 8 | 2.60 |
| No. 2A-1608 | 2 | 4 x 6 8 | 2.68 |
| No. 2A-1610 | 2 | 6 x 6 8 | 2.70 |
| No. 2A-1612 | 2 | 8 x 6 8 | 2.65 |
| No. 2A-1614 | 2 | 0 x 7 0 | 2.75 |
| No. 2A-1616 | 2 | 4 x 7 0 | 2.80 |
| No. 2A-1618 | 2 | 6 x 7 0 | 2.95 |
| No. 2A-1620 | 2 | 8 x 7 0 | 3.15 |
| No. 2A-1622 | 3 | 0 x 7 0 | 3.40 |



TENNESSEE

IF YOU WANT
THE BEST
IN BUILDING
MATERIALS,
BUY ALADDIN
QUALITY

This beautiful two-panel door is made entirely of clear Oregon Pine, with edge grain stiles and rails, and rotary cut veneered panels. The appearance of the door could not be improved upon in any way. The proportions are exactly right, to make a rich, massive appearance.

In connection with this, will say, that these doors are being used in some of the most expensive and artistically appointed homes which have been built in the east this year, while the price is no higher than many common "B" grade doors offered so generally today.

They all bear the "Aladdin" quality brand, and are absolutely guaranteed.

Prices quoted are for doors, 1 3/4 inches thick.

| Catalog No. | Size | | Price 1 3/4 in. thick |
|-------------|--------|--------|-----------------------|
| | H. in. | T. in. | |
| No. 2A-1626 | 0 | 6 0 | \$2.15 |
| No. 2A-1628 | 0 | 6 6 | 2.30 |
| No. 2A-1630 | 0 | 6 8 | 2.43 |
| No. 2A-1632 | 0 | 6 8 | 2.45 |
| No. 2A-1634 | 0 | 6 8 | 2.52 |
| No. 2A-1636 | 0 | 6 8 | 2.54 |
| No. 2A-1638 | 0 | 6 8 | 2.50 |
| No. 2A-1640 | 0 | 7 0 | 2.60 |
| No. 2A-1642 | 4 | 7 0 | 2.65 |
| No. 2A-1644 | 6 | 7 0 | 2.70 |
| No. 2A-1646 | 8 | 7 0 | 2.85 |
| No. 2A-1648 | 3 | 7 0 | 3.10 |



ALABAMA

Our "Aladdin" Design CYLINDER FRONT DOOR LOCK SETS



This is a very attractive design lock set. Has genuine bronze escutcheons and knobs. Lock is 5 1/2 x 3 1/2 inches, with heavy bronze bolts, front and strike. Bronze cylinder and 2 German Silver keys. Knobs are 2 1/2 in. in diameter, swivel outside. Escutcheons are outside, 10 1/2 x 2 1/2 in.; inside 7 1/2 x 2 1/2 in. Furnished in either dull brass or antique copper finish. Weight 6 1/2 pounds.

No. 2A-757, Dull Brass finish, each... **\$5.75**
No. 2A-758, Antique copper finish, each... **\$5.75**

FRONT DOOR LOCK SET

Bit Key front door lock set. Lock is 7 x 3 1/2 in. No escutcheons are outside 10 1/2 x 2 1/2 in.; inside 7 1/2 x 2 1/2 in. Knobs are 2 1/2 in. and have a swivel spindle. Furnished with three steel bit keys which operate both bolts from the inside. Furnished in either dull brass or antique copper or steel.

Weight 3 pounds.
No. 2A-759—Dull Brass finish, each... **\$1.60**
No. 2A-760—Antique Copper finish, each... **\$1.60**

INSIDE DOOR LOCK SET



Fitted with mortise lock 3 1/2 x 3 1/2 inches. Heavy bolt, front and strike. One pair of 2 1/2 in. knobs, one steel bit key and two long escutcheons 7 1/2 x 2 1/2 in. This set we can especially recommend as being a strong, well made and easy working lock and one which is sure to please. Furnished in either dull brass or antique copper. Weight, 2 pounds.

No. 2A-761—Dull Brass finish, each... **50c**
No. 2A-762, Antique Copper finish, each... **50c**

SLIDING DOOR LOCK SET

For either single or double sliding doors. Escutcheons 7 1/2 x 2 1/2 in. Locks 5 1/2 x 3 1/2 in. In either dull brass or antique copper finish, on steel. Weight, 3 1/2 pounds.

No. 2A-763—Dull Brass for single door, each... **\$1.00**
No. 2A-764—Antique Copper for single door, ea... **\$1.00**
No. 2A-765—Dull Brass for double doors, each... **\$1.60**
No. 2A-766—Antique Copper for double doors, ea... **\$1.60**

ELECTRIC BELL PUSH BUTTON

Electric bell push button of the same design and made to match the lock sets. We do not furnish the bell, neither do we furnish the wiring, but simply the push button and plate. Furnished in dull brass or antique copper on steel. Weight 6 oz.

No. 2A-767—Dull Brass finish, each... **40c**
No. 2A-768—Antique Copper finish, each... **40c**

Our "Wenonah" Design CYLINDER FRONT DOOR LOCK SET



This is a very attractive design lock set. Has genuine bronze escutcheons and knobs. Lock is 5 1/2 x 3 1/2 in. with heavy bronze bolts, front and strike. Bronze cylinder and three German silver keys. Knobs are 2 1/2 in. in diameter, swivel spindle. Escutcheons are outside 10 1/2 x 2 1/2 inches, inside 7 1/2 x 2 1/2 inches. Furnished in either dull brass or antique copper finish. Weight 6 1/2 pounds.

No. 2A-769, Dull Brass finish, each... **\$5.25**
No. 2A-770, Antique Copper finish, each... **\$5.25**

FRONT DOOR LOCK SET

front door lock set. Lock is 5 1/2 x 3 1/2 inches. Escutcheons are outside 10 1/2 x 2 1/2 inches; inside 7 1/2 x 2 1/2 inches. Knobs are 2 1/2 inches and have a swivel spindle. Furnished with three steel bit keys which operate both bolts from the outside and the lock bolt from the inside. Furnished in either dull brass or antique copper on steel.

Weight 3 pounds.
No. 2A-771, Dull Brass finish, each... **\$1.40**
No. 2A-772, Antique Copper finish, each... **\$1.40**

INSIDE DOOR LOCK SET



Fitted with mortise lock, 3 1/2 x 3 1/2 inches. Heavy bolts front and strike. One pair of 2 1/2 inch knobs, one steel bit key and two long escutcheons 7 1/2 x 2 1/2 inches. This set we can especially recommend as being a strong, well made and easy working lock and one which is sure to please. Furnished in either dull brass or antique copper. Weight, 2 pounds.

No. 2A-773, Dull Brass finish, each... **43c**
No. 2A-774, Antique Copper finish, each... **43c**

SLIDING DOOR LOCK SET

For either single or double sliding doors. Escutcheons 7 1/2 x 2 1/2 inches. Locks 5 1/2 x 3 1/2 inches. In either dull brass or antique copper finish, on steel. Weight, 3 1/2 pounds.

No. 2A-775—Dull Brass finish, for single door, each... **\$0.90**
No. 2A-776—Ant. Copper finish, for single doors, each... **\$0.90**
No. 2A-777—Dull Brass finish, for double door, each... **\$1.45**
No. 2A-778—Ant. Copper finish, for double doors, each... **\$1.45**

ELECTRIC BELL PUSH BUTTON

Electric bell push button of the same design and made to match the lock sets. We do not furnish the bell, neither do we furnish the wiring, but simply the button and plate. Furnished dull brass or antique copper, on steel. Weight, 6 oz.

No. 2A-779—Dull Brass finish, each \$0.40
No. 2A-780—Antique Copper finish, ea. \$0.40

"ALADDIN" QUALITY LOCK SETS

OUR CARLTON DESIGN LOCK SETS.

Designed especially for those who wish a comparatively cheap and plain lock set used extensively on summer homes, cottages and low priced homes. An exceptional value, which will be sure to please.



Bit key front door lock set. Lock, $3\frac{1}{2} \times 3\frac{1}{4}$ in. Heavy bronze bolt front and strike. One pair knobs, three steel bit keys, two for right lock and one for left. Outside escutcheons, $3\frac{1}{2} \times 2\frac{1}{4}$ in. Inside escutcheons $7\frac{1}{2} \times 3\frac{1}{4}$ in. Escutcheons are steel, either dull brass or antique copper. Weight, three pounds.
No. 2A-781
Dull brass
Finish, Each... **\$1.25**
No. 2A-782
Antique copper finish \$1.25

Inside door lock set. The lock is $2\frac{1}{2} \times 2\frac{1}{4}$ in. $2\frac{1}{2}$ in. knobs, one steel bit key, escutcheon, $6\frac{1}{2} \times 2\frac{1}{4}$ in. Lock reversible. Complete with screws, either dull brass or antique copper finish on steel. Weight, 2 pounds.
No. 2A-783
Dull brass finish **42c**
Each.....



No. 2A-781
Antique copper
Finish each 47c



This lock set is the same as our No. 2A-537, same size escutcheon, and same size knobs, but in place of metal knobs, we furnish with this set, black Japanese knobs. The balance of lock either dull brass or antique copper finish on steel. Weight, two pounds.
No. 2A-785
Dull brass finish. Each... **39c**
No. 2A-786
Antique copper finish each... 49c

Lock set, $4\frac{1}{2} \times 3\frac{1}{4}$ inches, cast iron Japanese case, steel face: escutcheons, $6\frac{1}{2} \times 2\frac{1}{4}$ inches, one for single door have two cup escutcheons; double doors have four escutcheons. Complete with screws, either dull brass or antique copper finish on steel.

No. 2A-787—Single doors
Dull brass
Finish **\$1.15**
No. 2A-788—Antique copper
Finish 1.15
No. 2A-789—Double doors
Dull brass finish 1.85
No. 2A-790—Antique copper
Finish 1.85



Electric push button for use with our Carlton design lock set. If you wish a uniform trim throughout, order one of these push buttons, furnished in either dull brass or antique copper.
2A-791—Dull brass finish **40c**
Each.....
2A-792—Antique Copper Finish, each 40c



SPECIAL LOCK SETS, KNOBS, ETC.

We show here only a few special designs in hardware for homes and store buildings. If you do not find on this or the preceding page what you want in builders' hardware, write us.

Bungalow Cylinder front door set. Lock is $5\frac{1}{2} \times 3\frac{1}{2}$ inches. Cast iron Japanese case with cast bronze front, strike and bolt. Easy spring latch bolt. Five pin-tumbler cylinder. Lock catch operated from outside by thumb latch and from inside by knob. Handle is cast bronze, $6\frac{1}{2}$ inches long, with octagon roses and plates. Three German silver keys. Complete with screws.

No. 2A-793
Dull brass finish **\$7.75**
No. 2A-794
Antique copper finish \$7.75

PER SET
\$7.75



Glass knobs, to be used in connection with any lock. Furnished complete with two knobs, two roses and a spindle. The knobs are octagon, of an exceedingly ornamental, attractive design; furnished with roses in either dull

brass or antique copper finish.
No. 2A-795
Dull brass finish \$1.39
Antique copper finish..... 1.50

Store door set, reversible. Flat key lock, $4\frac{1}{2} \times 3\frac{1}{2}$ inches. Has a cast iron Japanese case, plated bolts, front and strike, easy spring latch bolts, solid gray mounted on steel plates. Size of plates are 3×12 inches in either dull brass or antique copper. Operated by thumb latch from either side of the door. A well made lock set and one which is sure to please, and an exceptional value at prices quoted. Packed complete as described above with screws in individual boxes.

No. 2A-796
Dull brass finish. Each **\$2.25**
No. 2A-797
Antique copper finish, Each \$2.25

DETACHABLE SPRING HINGE

Attached securely to door with screws, fastens to the casing with a small attaching plate. This plate being always in place on the casing, permits the door being placed in position driving or taking out a screw. Reversible for either right or left hand.



2A-798—Dull brass
Finish, per pair ... **18c**



ALADDIN HARDWARE FOR THE HOME BUILDER



CHAIN BOLT
Finished in either Dull Brass or Antique Copper, used for top of doors in store buildings, homes, garages, etc. 6 in. long, chain 2 ft. long, with screws.

2A-650—Dull Brass Finish.
2A-651—Antique Copper Finish. Size 6 in. Each **35c**



FOOT BOLT
Finished in either Dull Brass or Antique Copper. To hold doors closed, push down on bolt to release, push up to all spring button, 6 inches long.

2A-654—Antique Copper Finish. Size, 6 in. Each **33c**



DOOR BOLTS
Martine Door Bolt with Thumb Bolt. Plate and screws to match.

2A-660—Dull Brass Finish. Each **14c**
2A-661—Antique Copper Finish. Each **14c**

CASEMENT WINDOW FASTENERS



For casement or French windows. The most simple and secure pattern. Size 1 3/4 x 1 1/2 inches. Packed with screws.

2A-664—Dull Brass Finish. 2A-662—Antique Copper Finish. Each **12c**

CUPBOARD CATCHES

Electro plated, polished, wrought steel cupboard catch, handbranded finish, in two different colors. Packed with screws to match.



2A-668—Dull Brass Finish. Per doz., 30c. Each **5c**
2A-666—Antique Copper Finish. Per doz., 30c. Each 5c.

CUPBOARD TURNS

Electro plated Cupboard Turn. A wash-finished, smooth-working turn. Hand-same ly finished. Packed with screws to match.



2A-670—Dull Brass Finish. **\$0.08**
2A-672—Antique Copper Finish. Per doz., 85c. Each **8c**

PUSH PLATES



Round edges, size 2 1/2 x 1 1/2 in. with screw holes on each corner and packed with screws to match.

2A-676—Dull Brass Finish. Each **15c**
2A-674—Antique Copper Finish. Each **15c**



STEEL SASH LOCK

Holds sash together as well as locking securely. Windows cannot rattle.

2A-680—Dull Brass Finish. Each 4c. Per doz. **45c**
2A-678—Antique Copper Finish. Each 4c. Per doz. **45c**

SIDE SASH LOCK



Locks sash firmly at any point or can be used on windows not equipped with sash weights.

2A-684—Dull Brass Finish. Each **7c**
2A-682—Antique Copper Finish. Each **7c**
Per doz. 75c.



SPRING SASH BALANCES

To take the place of cord and weights. Easy to put in. Springs special temper. Will not become weak. Do not require a box frame. Prices quoted are for a full set of 4 balances, 2 each for upper and lower sash.

| 2A-700 Size No. | Weight of each Sash | Weight per set of four set of 4 Sashes | Price per Balance |
|-----------------|---------------------|--|-------------------|
| 6 | 4 to 6 lbs. | 24 in. | 6 lbs. \$0.85 |
| 8 | 6 to 8 lbs. | 24 in. | 6 lbs. 1.00 |
| 10 | 8 to 10 lbs. | 24 in. | 7 lbs. 1.15 |
| 12 | 10 to 12 lbs. | 24 in. | 7 lbs. 1.30 |
| 14 | 12 to 14 lbs. | 24 in. | 7 1/2 lbs. 1.45 |
| 16 | 14 to 16 lbs. | 24 in. | 7 1/2 lbs. 1.65 |
| 18 | 16 to 18 lbs. | 24 in. | 9 1/2 lbs. 1.85 |
| 20 | 18 to 20 lbs. | 24 in. | 10 lbs. 2.00 |
| 22 | 20 to 22 lbs. | 24 in. | 11 lbs. 2.15 |
| 24 | 22 to 24 lbs. | 24 in. | 12 lbs. 2.25 |
| 26 | 24 to 26 lbs. | 24 in. | 13 1/2 lbs. 2.35 |
| 28 | 26 to 28 lbs. | 24 in. | 15 lbs. 2.40 |
| 30 | 28 to 30 lbs. | 24 in. | 14 lbs. 2.50 |
| 32 | 30 to 32 lbs. | 24 in. | 14 lbs. 2.65 |
| 34 | 32 to 34 lbs. | 24 in. | 14 lbs. 2.70 |
| 36 | 34 to 36 lbs. | 24 in. | 14 lbs. 2.80 |



HOOK SASH LIFTS

Near a 90 degree angle, easily finished in two colors.

2A-692—Dull Brass Finish. Each 2c; doz. 15c.
2A-694—Antique Copper Finish. Each 2c; per doz. 15c.

BAR SASH LIFT



Wrought Sash Lift; will not break. With screws. 2A-696—Dull Brass Finish. Each 4c; per doz. 45c.
2A-694—Antique Copper Finish. Each 4c; per doz. 45c.

WINDOW SPRING BOLTS



2A-698—Tin case, Japanese bolt. Per doz. 8c; per doz. 92c.

SASH WEIGHTS



Four weights required to each window. Full pound or half pound sizes up to 3 lbs., above that even lb. sizes only.

2A-700—Cast sash weights, per lb. **1 1/2c**

SASH CORD



Braided White Cotton Sash Cord, long shag, best quality. Put up in bundles of 100 ft.

2A-702—No. 7, 7/32-inch in diameter, per bundle **57c**
2A-704—No. 8, 8/32-inch in diameter, per bundle **63c**



Drawer Pull

Wrought Steel Electro Plated. Length, 3 1/2 in. Packed with screws to match.

2A-716—Dull Brass Finish. Each 3c; **28c**
2A-714—Antique Copper Finish. Each 3c; per doz. 35c.

SASH PULLEY



All Steel cannot break. Bore three holes and drive pulley in; requires no screws.

Wheel is 2 inches in diameter. 2A-708—Per doz. **20c**

CASEMENT WINDOW SET



For sash hinged at top. Contains 1 pair 2 1/2 in. wrought steel galvanized butts, 1 galvanized steel wash inrunner, 1 galvanized hook and eye. Packed in one box complete with screws.

2A-710—Per set **12c**
Per doz. \$1.30.

SCREEN DOOR SET



Consists of 1 pair Japanese screen door hinges, 1 door pull, 1 long coil spring and 1 hook and eye. Complete with screws. 2A-712—Per set, complete. **11c**



COAT AND HAT HOOK

Japaned coat and hat hook, suitable for school and public buildings. Length, 5 in. Very strong.

2A-710—**25c**
Per doz. \$2.45
Per gross. \$24.50



COAT AND HAT HOOK

Copper wire coat and hat hook, 5 in. long, strong and durable. Outlet point screw, 2 in. long.

2A-728—**5c**
Per doz. \$4.80
Per gross. \$48.00



WARDROBE HOOK

Copper wire wardrobe hooks for overhead, 2 in. long; will not rust. Gimlet point screws.

2A-729—**7c**
Per doz. \$6.30
Per gross. \$63.00



STOP SCREWS AND WASHERS

Antique Copper Finish.
2A-734—**\$0.06**
Per doz. \$0.60
Per gross. \$6.00
Dull Brass Finish.
2A-735—**8c**
Per doz. \$0.80
Per gross. \$8.00



FOOT SCRAPERS

Strong wrought steel Japaned foot scraper. When attached, is perfectly rigid. Packed complete with screws.

Foot Scraper, Japaned Finish.
2A-733—**6c**
Per doz. \$0.60



GLASS KNOB

Glass drawer knob with ball and nut.

2A-746
Glass. Doz. Each
1/2 in. \$1.25 12c
1 1/4 in. 1.55 16c
1 1/2 in. 1.50 15c



DRAWER HANDLE

Drop handle drawer pull. Plate 1 3/4 x 1 1/2 in. with dull brass finish. For linen or china closets or dresser drawers.

2A-748—**35c**
Each. \$3.50

WOOD BASE KNOBS

Birch Base Knobs, 2 1/2 inches long, with thick rubber tip and a string.

2A-384—**1 1/2c**
Each 1 1/2c; doz. 15c.

METAL BASE KNOBS

Wrought Steel, 2 1/2 inches long with thick rubber tip and a string screw.

2A-396—**1 1/2c**
Dull Brass Finish, Each 7c; doz. 75c.
2A-394—**1 1/2c**
Antique Copper Finish, Each 7c; doz. 75c.



CASEIMENT ADJUSTOR

For ventilating casement or French windows, opening oil for either right or left hand. Length of rod, 12 in. In two finishes.

2A-752—Dull Brass Finish. **30c**
2A-750—Antique Copper Finish. **30c**

JAPANED DOOR BUTTS



2A-600—Made of heavy steel, smooth black Japaned Finish. Screws are not included.

Per Doz. Size pair pairs
2 x 2 6c \$7.10
2 1/2 x 2 1/2 7c \$8.30
3 x 2 8c \$9.30
3 1/2 x 2 1/2 9c 1.00
4 x 2 11c 1.20

HALF SURFACE, BUTTERFLY BUTTS

One half of hinge to mortise in jamb, other half screwed on surface of door. Made of heavy wrought steel.

2A-604—Dull Brass Finish.
2A-602—Antique Copper Finish.
Size Pair Doz. Pair
2 in. 13c \$2.30
2 1/2 in. 21c 2.40
3 in. 25c 2.75

DOOR BOLTS



2A-608—Smooth, Black Japaned Door Bolts, made of wrought steel. Practically unbreakable. Packed without screws.
Size, in. 2 4 5 6
Price, each 4c 4c 5c 6c

PLATED DOOR BUTTS



Leads Plus, reversible, smooth plated, packed in individual boxes. Two finishes; same price for either.

2A-605—Dull Brass Finish.
2A-606—Antique Copper Finish.
Per Doz. Size pair pairs
2 x 2 10c \$1.10
2 1/2 x 2 1/2 12c 1.30
3 x 2 13c 1.40
3 1/2 x 2 1/2 14c 1.55
4 x 2 17c 2.00

FLOOR HINGES



2A-616—(10) Brass Finish.
2A-614—Antique Copper Finish.
For doors 1/2 to 1 1/2 inches thick. \$0.44 per set
For doors 1 1/2 to 2 inches thick. \$1.25 per set

NARROW FAST PIN BUTTS



Plain wrought steel butts with fast pins for all kinds of cabinets, closets, etc. All prices quoted are per dozen.

2A-615.
Size, in. 1 1/2 2 2 1/2 3
Per doz. 17c 21c 22c 25c 28c 31c

SURFACE HINGES



2A-612—Dull Brass Finish.
2A-610—Antique Copper Finish. Per pair, 10c; per doz. pairs, \$1.10.

NOISELESS, BALL BEARING PARLOR DOOR HANGER

One of the heaviest, strongest and best parlor door hangers on the market. Made entirely of steel. Has a fiber-thread, Ball Bearing Wheel. Prices quoted are for complete pieces with track, hinges, screws, etc. Has a simple yet perfect adjustment and is easy to put on.

2A-630—For single doors, complete with 8 ft. of track. **\$1.70** per set
2A-632—For double doors, complete with 14 ft. of track. **\$3.15** per set



FREIGHT RATES

Upon request, we always quote net delivered prices on any article shown in our catalog. For your convenience, we herewith quote approximate freight rate on different classes of merchandise to principal cities in all states, which will serve as a guide in figuring approximate freight rate to your city.

RATES GIVEN ARE PER 100 POUNDS.

| | | Iron Roofing | Boilers & Furnaces | Stoves & Ranges | Fireproof Roofing | Dinner- ware | Furniture & Flooring Fixtures |
|----------------------|--------------|-----------------|-----------------------|--------------------|----------------------|-----------------|-------------------------------------|
| Alabama | Mobile | \$0.01 | \$0.09 | \$0.75 | \$0.75 | \$0.70 | \$1.10 |
| Arkansas | Little Rock | .56 | .87 | .73 | .77 | .99 | 1.20 |
| California | All Points | 1.60 | 2.45 | 2.52 | 2.45 | 3.10 | 3.40 |
| Colorado | Denver | 1.91 | 1.10 | 1.28 | 1.10 | 1.45 | 1.80 |
| | Pueblo | 1.27 | 1.10 | 1.28 | 1.10 | 1.45 | 1.80 |
| Connecticut | Hartford | .54 | .19 | .57½ | .57½ | .34½ | .80 |
| Delaware | All Points | .31 | .23 | .50½ | .50½ | .37½ | .78 |
| District of Columbia | All Points | .18 | .26 | .49½ | .49½ | .36½ | .78 |
| Florida | Pensacola | .63 | .69 | .90 | .75 | .79 | 1.10 |
| | Miami | 1.40 | 1.30 | 1.70 | 1.70 | 1.97 | 2.27 |
| | Jacksonville | .70 | .51 | .91 | .97 | .75 | 1.30 |
| Georgia | Savannah | .70 | .54 | .91 | .97 | .75 | 1.30 |
| Idaho | Pocatello | 1.99 | 1.85 | 2.04 | 1.85 | 2.18 | 2.65 |
| Illinois | Chicago | .21 | .19 | .27 | .10 | .31½ | .25 |
| | Cairo | .29 | .30½ | .30 | .30½ | .42 | .46 |
| | Indianapolis | .19½ | .22½ | .19½ | .23 | .30 | .33 |
| Indiana | Davenport | .33½ | .35 | .34 | .35 | .54 | .59½ |
| Iowa | Leavenworth | .58 | .45 | .59 | .45 | .92½ | .80 |
| Kansas | Louisville | .21 | .28 | .95 | .28 | .31½ | .49 |
| Kentucky | New Orleans | .61 | .75 | 1.04 | .75 | .79 | 1.10 |
| Louisiana | Portland | .24 | .24 | .51½ | .57½ | .34½ | .80 |
| Maine | All Points | .24 | .25 | .55 | .33 | .35 | .75 |
| Maryland | All Points | .24 | .23 | .57½ | .57½ | .34½ | .80 |
| Massachusetts | Detroit | .18 | .25 | .29 | .25 | .27 | .39 |
| Michigan | Grand Rapids | .31 | .23 | .29 | .23 | .31½ | .35 |
| Minnesota | St. Paul | .42 | .40 | .57½ | .40 | .60 | .60 |
| Missouri | St. Louis | .56 | .29 | .37 | .29 | .39½ | .52 |
| North Carolina | Wilmington | .49 | .49 | 1.00 | .55 | 1.17 | 1.23 |
| New Hampshire | All Points | .24 | .26 | .57½ | .57½ | .34½ | .80 |
| North Dakota | Fargo | .80½ | .77 | .98 | .77 | 1.15 | 1.17 |
| New Jersey | All Points | .24 | .15 | .57½ | .53 | .31½ | .79 |
| New York | Syracuse | .17½ | .25 | .49 | .42 | .36½ | .63 |
| Ohio | Toledo | .10 | .25 | .68½ | .25 | .24 | .30 |
| Pennsylvania | Philadelphia | .19 | .15 | .50½ | .50½ | .29½ | .77 |
| | Pittsburgh | .09 | .30 | .31½ | .31½ | .30½ | .47 |
| Rhode Island | All Points | .24 | .23 | .57½ | .57½ | .34½ | .85½ |
| South Carolina | Charleston | .78 | .59 | 1.12 | .79 | 1.30 | 1.38 |
| South Dakota | Sionx Falls | .60 | .47 | .61 | .47 | .95 | .92 |
| Tennessee | Memphis | .46 | .55 | .67 | .55 | .85 | .92 |
| Vermont | All Points | .27 | .31 | .57½ | .57½ | .42½ | .88 |
| Virginia | Richmond | .24 | .23 | .43 | .49½ | .37½ | .76 |
| West Virginia | Wheeling | .10 | .30 | .31½ | .31½ | .31 | .47 |
| Wisconsin | Milwaukee | .23 | .15 | .31 | .15 | .35 | .30 |

NORTH AMERICAN CONSTRUCTION CO.
BAY CITY, MICHIGAN

REFERENCES :

BRADSTREET'S OR DUN'S COMMERCIAL AGENCY, FIRST NATIONAL, COMMERCIAL OR BAY CITY BANK, BAY CITY, MICH., ANY CITY OFFICIAL OR OTHER CITIZEN OF BAY CITY, AND OUR CUSTOMERS.

SEND ALL ORDERS TO THE HOME OFFICE AT BAY CITY, MICHIGAN.

GENERAL INDEX

| | | | |
|--------------------------|---------|----------------------------|-----------------|
| Builders' Hardware | 146-150 | Paint | 129-136 |
| Cedar Chests | 117-119 | Plumbing Material | 3-24 |
| Concrete Machines | 140-141 | Refrigerators | 85-90 |
| Doors | 144-145 | Rugs | Special Catalog |
| Electric Fixtures | 25-34 | Stoves | 107-112 |
| Heating | 96-106 | Water Supply Systems | 21-24 |

INDEX

| | | | | | |
|---------------------------------------|---------|---------------------------------------|-----------|-------------------------------------|---------|
| Adjusters, Casement | 110 | Ceiling, Metal | 725 | Doors | 144 |
| Air Pressure Systems | 21-24 | Celling Registers | 305 | Door Butts | 149 |
| Aladdin Furnaces | 96-97 | Coastal Mixers | 343 | Door Hangers | 149 |
| Andirons | 115 | Chain Bolts | 148 | Door Knobs | 148 |
| Arch and Bookcases | 139 | Chairs, Bedroom | 77 | Door Locks | 146-147 |
| Auger Bits | 112 | Chairs, Dining | 26-43 | Door Mirrors | 18 |
| Automatic Air Valves | 105 | Chairs, Living Room | 61-82 | Door Plates | 148 |
| Balances, Spring Sash | 145 | Chairs, Morris | 74 | Drain Boards | 11 |
| Bay Sash Lifts | 148 | Chairs and Stools, Telephone | 86 | Draperies, Window | 91-94 |
| Beem Paints | 131 | Chairs, Tapered | 23, 65-72 | Drawer Pulls | 149 |
| Base Knobs | 148-149 | Chests, Cedar | 117-119 | Dressers | 26-42 |
| Basket Handles | 19 | Chests, Ice | 89 | Dressing Tables | 26-42 |
| Bathroom Mirrors | 18 | Chests, Tool | 142-143 | Drop Outlets | 127 |
| Bathroom Outfits | 5-8 | Cheval Mirrors | 47 | Have Troughing | 127 |
| Bath Tubs | 1-6 | Chiffoniers | 36-46 | Have Trough Hangers | 127 |
| Beddings | 61-63 | Chairs | 142 | Knobs, Conductor | 127 |
| Beds, Brass | 58 | Cleaner, Vacuum | 95 | Electric Bell Push Buttons | 146-147 |
| Beds, Iron | 20-30 | Closet Combinations | 13-16 | Electric Light Fixtures | 25-29 |
| Bed Davenport | 67-68 | Closets, Sanitary | 29 | Engines, Gasoline | 24 |
| Bedroom Chairs | 77 | Couch Varnish | 124 | Engines, Pump | 24 |
| Bedroom Suites | 46-50 | Cast Hooks | 148 | Fasteners, Window | 148 |
| Bed Springs | 62 | Cold Air Registers | 166 | Fibre Furniture | 69-73 |
| BHS, Auger | 142 | Combinations, Closet | 13-16 | Fiber, Liquid Wood | 134 |
| Block Finials | 127 | Combinations, Fixtures | 26-29 | Finials, Block | 127 |
| Board, Plaster | 128 | Combination Laundry Tubs | 17 | Fittings, Furnace | 100-101 |
| Buffers, Hot Water and Steam | 102-103 | Concrete Block Machines | 140-141 | Fixtures, Electric Light | 25-29 |
| Buffers, Range | 19 | Conductor Elbows | 127 | Fixtures, Gas | 24 |
| Bulls, Chain and Foot | 118 | Conductor Pipe | 127 | Floor Brushes | 126 |
| Bulls, Window Spring | 148 | Cook Stoves | 111 | Floor Paint | 122 |
| Buckrams | 79 | Corner Laxatives | 16-12 | Floor Tile | 157 |
| Buckram Archies | 109 | Corrugated Conductor Pipe | 127 | Floor Varnish | 134 |
| Borders | 126 | Corrugated Roofing | 125 | Folding Cuts | 66 |
| Box Springs | 62 | Cots, Folding | 62 | Foot Bolts | 148 |
| Brazes, Hatchet | 142 | Cresting, Roof | 127 | Furnaces | 96-99 |
| Brass Beds | 58 | Cupboard Catches and Turns | 148 | Furnace Fittings | 100-101 |
| Breakfast-room Furniture | 71 | Curtains, Lace | 61-61 | Furniture, Breakfast-room | 71 |
| Brick Faced Siding | 125 | Cylinder Locks | 147 | Furniture, Fibre | 69-73 |
| Brushes, Paint | 130 | Damar Varnish | 124 | Furniture, Living Room | 81-82 |
| Buffers | 36-41 | Davenport | 95-99 | Furniture, Parlor | 69-71 |
| Buffers, Bull-in | 130 | Davenport, Bed | 67-68 | Freight Rates | 150 |
| Bull-in Fixtures | 126 | Desks, Ladies' | 81 | Front Door Sets | 146-147 |
| Bungalow Door Sets | 146 | Desks, Writing | 81 | Galvanized Ridge Roll | 127 |
| Butts | 149 | Dining Chairs | 26-45 | Galvanized Roofing | 125 |
| Cabinets, Kitchen | 110 | Dining Tables | 26-43 | Gas Fixtures | 34 |
| Carriage Paints | 132-133 | Dining Room Suites | 26-41 | Gasoline Engines | 24 |
| Casement Adjusters | 119 | Dinner Ware | 51-57 | Gasoline Heaters | 49 |
| Casement Window Sets | 149 | Disappearing Stairways | 128 | Grates | 115 |
| Catches, Cupboard | 119 | Dishes | 74-77 | Grates, Basket | 49 |
| Cedar Chests | 117-119 | | | | |

INDEX—Continued

| | |
|---------------------------------------|---------|
| Hangers, Eave Trough..... | 127 |
| Heaters, Gasoline..... | 39 |
| Heating Stoves..... | 112 |
| Hinges..... | 149 |
| Hinges, Cupboard..... | 148 |
| Hip Shingles..... | 127 |
| Hook Sash Lifts..... | 148 |
| Hot Water Boilers..... | 103 |
| House Paints..... | 129-130 |
| Ice Chests | 89 |
| Inside Doors..... | 144 |
| Inside Door Sgts..... | 146-147 |
| Iron Beds..... | 50-60 |
| Jacks, Pump..... | 24 |
| Japan Dryer..... | 154 |
| Kitchen Cabinets | 116 |
| Kitchen Cabinets, Roll-in..... | 120 |
| Lace Curtains | 91-94 |
| Ladies' Desks..... | 81 |
| Lamps, Portable..... | 25 |
| Laundry Stoves..... | 104 |
| Laundry Stoves..... | 112 |
| Laundry Tubs..... | 16-17 |
| Lavatories..... | 10-12 |
| Lavatories, Sanitary..... | 20 |
| Library Tables..... | 78-80 |
| Living Room Chairs..... | 66-82 |
| Living Room Furniture..... | 66-82 |
| Locks, Sash..... | 148 |
| Machines, Concrete Block | 110-141 |
| Machines, Sewing..... | 85-84 |
| Mantels..... | 113-114 |
| Mattresses..... | 61 |
| Metal Ceiling..... | 126 |
| Metal Lath..... | 137 |
| Metal Roofing..... | 124-125 |
| Metal Shingles..... | 124 |
| Mineral Roofing..... | 125 |
| Mirrors..... | 18 |
| Mixers, Cement..... | 141 |
| Murals, Chaise..... | 74 |
| One Piece Sinks | 11-16 |
| Outfits, Bath..... | 4-9 |
| Outfits, Bathroom..... | 5-8 |
| Outfit, Plumbing..... | 3 |
| Painters' Supplies | 129-126 |
| Pedestals..... | 80 |

| | |
|--|---------------------|
| Pedestal Lavatories..... | 10-12 |
| Pillows..... | 61 |
| Pipeless Furnaces..... | 96-97 |
| Plaster Board..... | 128 |
| Plates, Push..... | 148 |
| Plumbing Outfits..... | 3 |
| Porcelain Enamelled Laundry Tubs..... | 16 |
| Porch Furniture..... | 69-71 |
| Porch Swings..... | 69-71 |
| Portable Lamps..... | 25 |
| Power Pump..... | 24 |
| Pulleys..... | 148 |
| Pump Jacks..... | 24 |
| Pump Engines..... | 24 |
| Pump, Power..... | 24 |
| Push Buttons..... | 146-147 |
| Push Plates..... | 148 |
| Radiators | 101 |
| Ranges..... | 107-110 |
| Range Boilers..... | 19 |
| Rates, Freight..... | 150 |
| Refrigerators..... | 85-89 |
| Registers..... | 106 |
| Ridge Bolt..... | 127 |
| Roll, Bidge..... | 127 |
| Roofing..... | 120-126 |
| Roofing, Metal..... | 127 |
| Roof Cresting..... | 127 |
| Roofing Paints..... | 134 |
| Roller Roofing..... | 123 |
| Rugs..... | 90 |
| Rugs..... | See Special Catalog |
| Sand Paper | 156 |
| Sanitary Closets..... | 20 |
| Sanitary Lavatories..... | 20 |
| Sash Cord..... | 148 |
| Sash Lifts..... | 148 |
| Sash Locks..... | 148 |
| Sash Pulleys..... | 148 |
| Sash Tools..... | 136 |
| Sash Weights..... | 148 |
| Semi-Slate Roofing..... | 120-122 |
| Serving Tables..... | 36-41 |
| Sets, Dinner..... | 54-57 |
| Settees..... | 64-68 |
| Sewing Machines..... | 83-84 |
| Sewing Tables..... | 80 |

| | |
|--------------------------------|----------|
| Shells..... | 151 |
| Shingles, Hip..... | 127 |
| Shingles, Semi-Slate..... | 129 |
| Shingle Stair..... | 133 |
| Shingles, Tin..... | 127 |
| Sinks..... | 14-16 |
| Slate Roofing..... | 124-125 |
| Sliding Door Hangers..... | 14 |
| Sliding Door Locks..... | 146-147 |
| Smokers' Cabinet..... | 80 |
| Smoke Pipe..... | 100 |
| Spar Varnish..... | 134 |
| Springs..... | 62 |
| Spring Hinges..... | 149 |
| Spring Sash Balances..... | 148 |
| Stairways, Disappearing..... | 158 |
| Steam Boilers..... | 102 |
| Stoves..... | 111-112 |
| Stoves and Ranges..... | 107-112 |
| Stoves, Laundry..... | 104 |
| Stone Faced Siding..... | 125 |
| Suites, Bedroom..... | 46-53 |
| Suites, Dining Room..... | 36-41 |
| Sweeper, Vacuum..... | 93 |
| Swings, Porch..... | 69-71 |
| Systems, Water-supply..... | 21-24 |
| Tables, Dining | 36-41 |
| Tables, Library..... | 78-80 |
| Tables, Serving..... | 36-41 |
| Tables, Sewing..... | 80 |
| Tapestry Chairs..... | 25, 65-7 |
| Telephone Chair and Stand..... | 8 |
| Tile, Floor..... | 137 |
| Tin Shingles..... | 127 |
| Tin Valley..... | 127 |
| Tool Chests..... | 142-143 |
| Troughing, Eave..... | 127 |
| V Crimped Roofing | 125 |
| Vacuum Cleaners..... | 95 |
| Valley, Tin..... | 127 |
| Varnish..... | 134-135 |
| Wagon Paints | 132-133 |
| Wall Paints..... | 132 |
| Wall Radiators..... | 101 |
| Wall Registers..... | 106 |
| Warm Air Furnaces..... | 90-9 |
| Warm Air Pipe..... | 100 |
| Warm Air Registers..... | 106 |
| Water Boilers..... | 104 |

Large Water Coil \$4⁰⁰



A large Water Coil suitable for use with any of our furnaces. The use of this Coil is suggested where a large range boiler is used or in cases where a radiator for hot water heat is used in connection with a warm air furnace.
No. 3E-772—Large Water Coil.....\$4.00



Small Water Coil \$1⁵⁰



This Water Coil is the most popular one, as it is used in connection with a 30-gallon range boiler. Can be furnished with any furnace which we show. A sketch will be furnished showing the proper connection for attaching this to a range boiler.

No. 3E-779—Small Water
Coil.....\$1.50

ORDER TO
North American Construction Co.
BAY CITY, MICHIGAN

| | | |
|--|--|---|
|  | <p>Your money will be instantly returned if what you purchase from us is not found to be entirely satisfactory in every particular and exactly as represented. Safe arrival of all material is guaranteed.</p> <p><i>W. J. Sovereign</i> President NORTH AMERICAN CONSTRUCTION CO.</p> |  |
|--|--|---|

The following order is placed under the absolute guarantee of complete satisfaction to purchaser, which is printed above.

| | |
|---------------------------|-------------|
| INSTRUCTIONS FOR SHIPPING | Date _____ |
| Ship to _____ | |
| Street _____ | Town _____ |
| County _____ | State _____ |

ORDERED BY _____

Street _____ Town _____

County _____ State _____

Enclosed please find \$ _____ for which ship me at once via _____
R. R. Is there a Freight Agent there? _____

A COMPLETE OFFICE EQUIPMENT **\$36⁵⁰** FOR THE FARM

CONSISTING OF THE FOLLOWING

- ONE ROLL TOP DESK
- ONE SWIVEL OFFICE CHAIR
- ONE LETTER FILE
- ONE MEMO BOOK
- ONE FARM LEDGER

- 1000 LETTER HEADS
- 1000 ENVELOPES
- ONE SET OF INSTRUCTIONS FOR BOOKKEEPING



NEARLY every form of business today has an office, practically every business house has a space set aside for an office, but when we come to the farm, which is the



principal form of business in this country, we find that not one out of a hundred has an office. To this end we have combined the principal necessities of a home office, and are offering them herewith at a very low price.

THE DESK, made of Oak, finished natural. Length is 48 inches, depth 30 inches, height 54 inches. Has moulded drawer fronts. Has drawers in left hand pedestal and one drawer and one cupboard in right hand pedestal. Automatic locks. Dust proof curtain and casters. Weight, 260 lbs.



THE CHAIR is made of Oak finished natural, with high back and arms. Works on a swivel. Has adjustable spring tension. Can be raised or lowered to accommodate user.



THE LEDGER is a 300 page Standard Farm Ledger, which, when explained in our simple instructions, can be kept by anyone.

LETTER HEADS AND ENVELOPES. We furnish one thousand of each of these, with your name, your farm name, post office address and any other wording which you may desire printed on same.

A MEMO BOOK for jotting down business transactions which occur when outside your office.

INSTRUCTIONS. We give a very simple set of instructions, which, if followed, will show you your net profit from any field or from any crop on the farm. These are so simple that any boy or girl can understand them.

When you stop to consider that no business of the magnitude of the farm is conducted without a set of books and without an inventory taken regularly, it would seem that every farm should have an office and one member of the family as a bookkeeper. Every piece in this outfit guaranteed to be exactly as described.



No. 5C-123—Complete Office Equipment **\$36.50**

\$28⁷⁵ FOR THIS MODERNIZED JACOBEAN WRITING DESK SUITE



THE thing that most distinguishes a room in the home from the hired-by-the-day room in a hotel is the lack of small furnishings in one, and their presence in the other. Here we show a small group for the well appointed home, consisting of a writing desk, chair and waste basket, all in Jacobean period modernized and a small metal boudoir lamp.

The Desk

has a 20x36 inch top with one drawer, a back with three pockets for writing material, two of these being cane faced. Each end has a full length cane panel.

The Waste Basket

is true Jacobean type, has oak slat sides, all posts being twist turned, same as balance of pieces in this group.

The Chair

is well proportioned. Has a solid oak saddle seat, a wide cane panel in the back and was made as a companion piece to the desk.

The Lamp

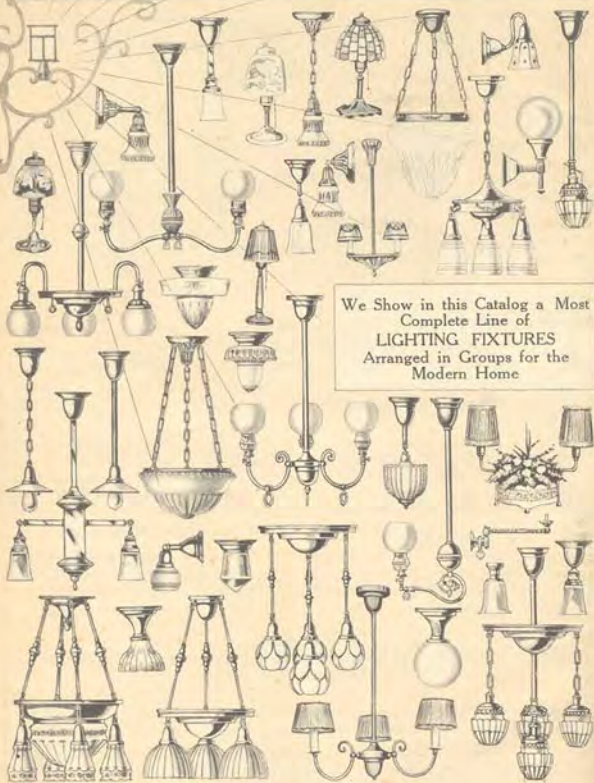
has a metal base, with pull chain lamp socket, and art glass shade, which can be furnished in ivory white, pink or blue tint.

The Group

would make an ideal gift for wife, sweetheart, mother or daughter, finished in Jacobean Fumed or Early English.

| | |
|------------------------------------|---------|
| No. 4B-2410—The Desk | \$13.90 |
| No. 4B-2412—The Chair | 7.15 |
| No. 4B-2414—The Waste Basket | 3.95 |
| No. 3B-1648—The Lamp | 4.15 |
| The Complete Group, 4 Pieces | 28.75 |

Modern Lighting Fixtures



We Show in this Catalog a Most Complete Line of LIGHTING FIXTURES Arranged in Groups for the Modern Home

OUR GUARANTEE. Knowing that it is impossible to illustrate a line of electric fixtures in such a way as to reproduce it in every detail, we guarantee, without restriction, that every fixture illustrated in this catalog is exactly as described and a genuine bargain at the prices quoted. And if found otherwise, may be returned to us and we will refund full purchase price together with all transportation charges. We will also replace any breakage or damage in transportation.

\$24⁵⁰ FOR THIS FIVE PIECE JACOBAN PERIOD LIVING ROOM SUITE



JACOBAN PERIOD XVIII CENTURY

AS REPRODUCED BY ALADDIN HOMECRAFT DESIGNERS

A companion suite to the one shown on opposite page. Never before has it been possible to buy a true period type living room suite for anywhere near the extremely low price at which we offer this. Think of it! Five large massive pieces of solid oak furniture upholstered in genuine leather for less than thirty-two dollars, about \$6.50 each as an average price, and every piece of this furniture is guaranteed absolutely.

Rocker Seat measures 18x20 inches; back 23 inches high. Upholstered in Drill, Imitation Leather, Imported Tapestry or Genuine Leather. Weight, 35 lbs.

Arm Chair Seat measures 18x20 inches; back 23 inches high. Upholstered in Drill, Imitation Leather, Imported Tapestry or Genuine Leather. Weight, 35 lbs.

Straight Chair Seat 16x16 inches; back 22 inches. Weight, 26 lbs. Upholstered in Drill, Imitation Leather, Imported Tapestry or Genuine Leather.

Settee Seat 40x20 inches; back 23 inches high. Weight, 55 lbs. Upholstered in Drill, Imitation Leather, Imported Tapestry or Genuine Leather.

Table Top 24x26 inches with drawer. Legs 1 1/2 inches square.

Suite Consists of one each, arm chair, rocker, straight chair, settee and table. Complete shipping weight, 150 lbs. Front chair posts and table legs are 1 1/2 inches. Shipped knocked down from factory in Western Michigan.

Finish Finished in Fumed Oak regularly, but can be furnished in Golden Oak and Early English at an extra cost.

| Article | No. | Drill | Imitation Leather | Imported Tapestry | Genuine Leather |
|----------------|----------------|--------------|-------------------|-------------------|-----------------|
| Arm Chair | 4A-1812 | \$4.20 | \$4.95 | \$5.25 | \$5.90 |
| Rocker | 4A-1814 | 4.85 | 5.20 | 5.75 | 6.50 |
| Straight Chair | 4A-1816 | 2.95 | 3.85 | 4.25 | 5.00 |
| Settee | 4A-1818 | 7.00 | 7.75 | 8.95 | 9.25 |
| Table | 4A-1820 | 6.75 | 6.75 | 6.75 | 6.75 |
| SUITE | 4A-1822 | 24.50 | 27.50 | 29.75 | 31.80 |

\$58⁵⁰

FOR THIS FOUR PIECE POST COLONIAL BED ROOM SUITE



FIRST COLONIAL PERIOD XVIII CENTURY

as Reproduced by Aladdin Homecraft Designers

This beautifully designed post Colonial bed room suite is an exact reproduction of a suite made in the late eighteenth century, which, when offered for sale, was priced at more than ten times our price on this suite. The suite is made of genuine gum-wood finished in rich dull mahogany, the trimmings are of wood and the general appearance is that of a very high priced suite. Described in detail as follows:

The Bed Is made with solid panel head and foot, and is made in two sizes, as follows: 3 ft. 3 in. wide for use as twin beds and 4 ft. 6 in. wide for use as a standard full width bed. The height is 64 in., weight about 140 lbs.

SUITE AS SHOWN ABOVE

| No. | Article | Price |
|---------|--------------------------|---------|
| 4A-1830 | Bed, as shown | \$13.50 |
| 4A-1832 | Dresser, as shown | 18.00 |
| 4A-1834 | Chiffonier, as shown | 17.25 |
| 4A-1836 | Dressing Table, as shown | 12.00 |
| 4A-1838 | Suite, as shown | \$8.50 |

Dresser Has a main top 21x41 in., a bevel plate mirror 22x28 in. The height over all is 70 in. Has two full width and two small drawers. Weight, approximately 175 lbs.

Chiffonier Has a main top 18x32 in., a bevel plate mirror 16x29 in. Height over all, approximately 70 in. Four full width and two one-half width drawers. Approximate shipping weight, 160 lbs.

Dressing Table Has a main top 18x32 in., a bevel plate mirror 14x24 in. Height over all, 60 in. Has two small drawers as shown. Shipping weight, approximately 95 lbs.

This suite is shipped from factory in western Michigan and can be furnished in White Enamel at an extra charge of \$2.00 for each piece. We furnish pieces with mirrors as shown at top or bottom of page at same price.

SUITE WITH ROUND MIRRORS

| No. | Article | Price |
|---------|-----------------------------------|---------|
| 4A-1830 | Bed, as shown | \$13.50 |
| 4A-1840 | Dresser, with round mirror | 18.00 |
| 4A-1842 | Chiffonier, with round mirror | 17.25 |
| 4A-1844 | Dressing Table, with round mirror | 12.00 |
| 4A-1846 | Suite, with round mirror | \$8.50 |

IF DESIRED WE CAN FURNISH DRESSER, CHIFFONIER OR DRESSING TABLE.



4A-1844




4A-1842



4A-1840

At Moderate Prices



For Prices, Description and Large
Illustrations of these
FIXTURES
Refer to pages 27 to 34 of this
Catalog

WITH BUT FEW EXCEPTIONS, the Aladdin Homecraft assortment of electric fixtures is the greatest and most complete ever offered to the buying public. It comprises the most modern and practical ideas in electric lighting. By turning over to the electric fixture section of this book, you will notice that absolutely new ideas are presented in wall brackets, portable lamps, drop fixtures, domes, etc., and with the knowledge that the styles are more satisfactory. Have you read the guarantee on the opposite page? Unless we had absolute confidence in every fixture listed here, we would not be able to offer this broad and sweeping guarantee.



"ALADDIN" FLOOR LAMP

This beautiful Portable Electric or Gas Lamp is 72 inches high, this style of lamp being very popular for a floor or piano lamp at this time. The base is 12 in. square, and the shaft 2 3/4 in. square. Made of quarter-sawed oak, finished fumed or golden oak, or made of gumwood stained and finished mahogany. The shade is 20 inches square, fitted with either green or amber opalescent glass with a 4 in. glass bead fringe. Has two key sockets and drop cord.

No. 4A-2000 "ALADDIN" FLOOR LAMP, ELECTRIC \$9.90

No. 4A-2002 "ALADDIN" FLOOR LAMP, GAS \$9.90

State whether oak or mahogany finish, green or amber glass is wanted.



"ALADDIN" PORTABLE TABLE LAMP

This beautiful table lamp can be furnished for either gas or electric. Is 21 inches high, has a 6 inch base and 1 5/8 in. shaft; made of quarter-sawed oak, finished fumed or golden, or of gumwood, finished mahogany or satin walnut. The shade is 12 in. square, fitted with either green or amber opalescent glass and a 4 in. glass bead fringe.

No. 4A-2004 "ALADDIN" ELECTRIC LAMP WITH KEY SOCKET AND DROP CORD \$2.90

No. 4A-2006 "ALADDIN" GAS LAMP WITH GAS BURNER TUBING, ETC. \$3.20

State finish and color glass wanted.

