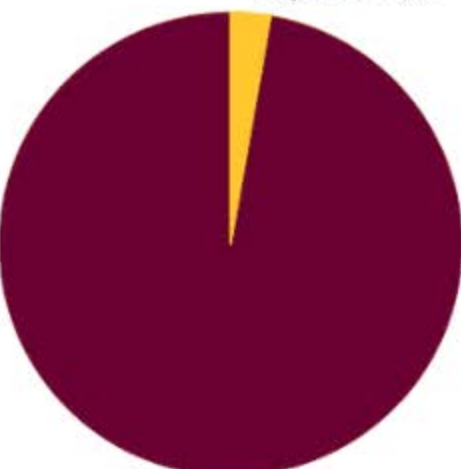




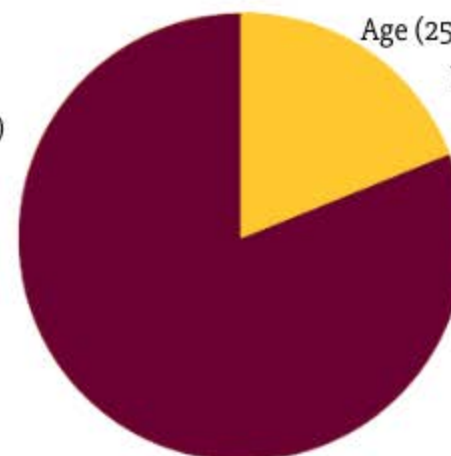
EPP Demographic Information 2020-2021: Age/Ethnicity/Race for 742 Admitted & Enrolled Students (F21)

Hispanic/Latino of
any race - 3%

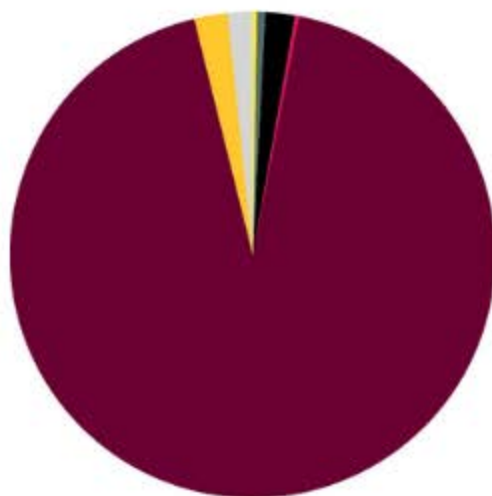


Non-Hispanic/Latino
of any race - 97%

Age (18-24 yrs old)
81.1%



Age (25 yrs or older)
18.9%



- Unknown or No Response 1.6%
- Two or More Races 1.9%
- White 89.5%
- Native Hawaiian or Other Pacific Islander .3%
- Black or African American 1.9%
- Asian .7%
- American Indian or Alaska Native .3%



EPP Demographic Information 2020-2021: Gender/Transfer/Degree for 742 Admitted & Enrolled Students (F21)

