

Managing Your Contributions – Online with TIAA

The following screenshots will help guide you through the TIAA Manage Contributions web pages. First, you will need to log into your TIAA account.

- TIAA.org/cmich – click Log in
 - First time? – Register for online access
- Click Actions (top banner) - then click on the following:
 - Contributions/Contribute to Your Retirement Plan/Manage My Contributions/Manage Contributions



Your retirement contributions

Central Michigan University Salary Deferral Agreement

i Your employer is automatically contributing to your retirement.

Enter an additional amount if you'd like to contribute more to your retirement plan.

Every year the IRS establishes a maximum amount you can contribute to your retirement plan. For 2021, the limit is \$26,000.00.

Limit is specific to each employee based on age.

Did you make contributions through a different employer this year?

If yes, enter those contributions now.

Contributions made through another employer must be reported here to assist with annual limit coordination.

Would you like to contribute to your 403(b) plan?

- Yes: By selecting yes, I understand that I can set up, keep or change my contribution.
- No: By selecting no, I understand that I either choose not to contribute, or end my current contribution.

How much do you want to contribute to your 403(b) plan?

A percentage

AMOUNT PER PAY PERIOD:

5.00 % = \$187.50


Allocate between Pre-Tax and/or Roth contributions

Two Options Available for Start Date

When would you like to start making contributions?

First available paycheck

Future date

[Payroll Schedules \(PDF\)](#) 

NEXT


- First available paycheck – the deadline is two days prior to payroll processing (see Payroll Schedules). This may be as many as 8 days before the pay date.
- Future date – indicates the contribution % would apply to any income received after the date. It **does not** reference PAY DATE.



CENTRAL
MICHIGAN UNIVERSITY

Would you like to contribute to your 457(b) plan?

- Yes: By selecting yes, I understand that I can set up, keep or change my contribution.
- No: By selecting no, I understand that I either choose not to contribute, or end my current contribution.


 Your 457(b) contribution election will take effect at the start of the first pay period of the month following your chosen effective date or in accordance with your plan rules.

How much do you want to contribute to your 457(b) plan?

A percentage

AMOUNT PER PAY PERIOD:

% = \$0.00

[Payroll Schedules \(PDF\)](#) 

Allocate between Pre-Tax and/or Roth contributions

NEXT


You will then be asked if you would like to contribute to your 457(b) plan. For more information on the 403(b) versus 457(b) go to:

<https://www.cmich.edu/fas/hr/Documents/CMU%20403b%20vs%20457b%20Flyer%202021.pdf>



CENTRAL
MICHIGAN UNIVERSITY

Complete Confirmation of Approval Pages

 Your 457(b) contribution election will take effect at the start of the first pay period of the month following your chosen effective date or in accordance with your plan rules.

Review your contributions

Please review all contributions before you confirm your elections.

PREVIOUS

CONFIRM

[Come back later](#)

Confirmation Email
Will Follow

YOUR CONTRIBUTIONS

6.00% per pay period

EMPLOYER CONTRIBUTIONS

Contributing

EFFECTIVE DATE:

First available paycheck

CENTRAL MICHIGAN UNIVERSITY 403(B) BASIC RETIREMENT PLAN

EMPLOYER

Contributing

CENTRAL MICHIGAN UNIVERSITY SUPPLEMENTAL TAX DEFERRAL PLAN

EMPLOYEE PRE-TAX

5.00%

CENTRAL MICHIGAN UNIVERSITY 457(B) PUBLIC DEFERRED COMP PLAN

EMPLOYEE PRE-TAX

1.00%

EMPLOYER

Contributing

PREVIOUS

CONFIRM